


# Product Catalogue

2025

A partir del  
15/07/2026

**+4%**

de incremento sobre los  
precios de esta tarifa



■ CRISTINA  
RUBINETTERIE

■ SILFRA  
BATHROOM TECH

IT Fondata nel 1949 a Gozzano (NO) da Ezio Cristina, CRISTINA rubinetterie è uno dei brand di punta della rubinetteria made in Italy. L'azienda da sempre crede in un impegno costante nella ricerca, nello sviluppo tecnologico e nell'evoluzione estetica di un prodotto che accompagna la quotidianità di ognuno di noi.

È un impegno serio e costante nella ricerca tecnologica e nell'innovazione, perché ogni prodotto sia curato nei minimi dettagli, funzionale e attento al risparmio idrico ed energetico. È la capacità di offrire un servizio personalizzato ad architetti e arredatori, affinché ogni progetto sia davvero unico. Il risultato di questa costante dedizione è questo nuovo catalogo, che si arricchisce di nuove linee, eleganti e raffinate, disegnate per rispondere ai desideri e alle esigenze sempre più evolute dei clienti e di nuovi prodotti che rendono la proposta di CRISTINA rubinetterie sempre più completa e unica.

EN Founded in 1949 in Gozzano (NO) by Ezio Cristina, CRISTINA rubinetterie is one of the leading brand of taps made in Italy. The company has always believed in a constant commitment to research, technological development and the aesthetic evolution of a product that is present in the everyday life of each of us.

It is a serious commitment to constant technological research and innovation, so that every product is studied in detail, functional and attentive to water and energy savings. It is the ability to offer a personalized service to architects and interior designers, to ensure that every project is unique. The result of this constant dedication is this new catalogue, which adds new lines, elegant and stylish, designed to respond to the desires and needs of increasingly sophisticated customers and new products that make CRISTINA rubinetterie proposal more complete and unique.

DE Im Jahr 1949 in Gozzano (NO) von Ezio Cristina gegründet, ist CRISTINA rubinetterie heute eine führende Marke in dem „Made in Italy“ Sanitärbereich. Die Firma investiert stets in die Forschung, die technologische Entwicklung und die Ästhetik von Produkten, die uns im Alltag begleiten.

Es ist ein kontinuierliches Engagement in Forschung und technologische Innovation, damit jedes Produkt den Ansprüchen in Design und Funktionalität gerecht wird, mit besonderem Augenmerk auf Wasser- und Energieersparnis. Ziel ist, den Architekten und Planern einen persönlichen Service zu bieten, damit jedes Projekt wirklich einzigartig wird. Das Ergebnis dieser Marktorientierung ist dieser neue Katalog mit neuen eleganten Linien, die den Wünschen und den Anforderungen anspruchsvoller Kunden gerecht werden, und mit neuen Produkten, die das Programm von CRISTINA Rubinetterie vervollständigen und einzigartig machen.

ES Fundada en 1949 en Gozzano (NO) por Ezio Cristina, CRISTINA rubinetterie es una de las marcas de griferías de vanguardia fabricadas en Italia. La empresa, desde siempre, se dedica constantemente con empeño a la investigación, desarrollo tecnológico y evolución estética de un producto que acompaña día a día a cada uno de nosotros.

Es un compromiso serio con la investigación e innovación tecnológica constantes, de forma que cada producto se estudie en detalle, sea funcional y permita el ahorro de agua y energía. Es la capacidad de ofrecer un servicio personalizado a arquitectos y diseñadores de interiores, con el objetivo de que cada proyecto sea único. El resultado de esta dedicación constante es este nuevo catálogo, en el que se añaden nuevas líneas, elegantes y actuales, diseñadas para dar respuesta a los deseos y necesidades de unos clientes cada vez más sofisticados, y nuevos productos que hacen que la propuesta de CRISTINA Rubinetterie sea más completa y exclusiva.

FR Fondée en 1949 à Gozzano (NO) par Ezio Cristina, CRISTINA Rubinetterie est l'une des marques dominantes de la robinetterie Made in Italy. La société croit depuis toujours à l'engagement constant dans la recherche, le développement technologique et l'évolution esthétique d'un produit qui accompagne la vie quotidienne de chacun de nous.

CRISTINA a la capacité d'offrir un service personnalisé aux architectes et agenceurs puisque chaque projet est vraiment unique. De cette implication constante résulte ce nouveau catalogue qui est enrichi de nouvelles lignes de produit, élégantes et raffinées, dessinées pour répondre aux désirs et aux exigences toujours plus poussées des clients et de nouveaux produits qui rendent l'offre de robinets CRISTINA de plus en plus complète et unique.

IT Mettendo a frutto oltre 40 anni di esperienza maturata nel campo della progettazione e della produzione, SILFRA è diventata leader indiscusso del settore. Un risultato ottenuto attraverso l'impegno a capire le nuove tendenze e le espressioni più innovative del mercato; attraverso l'atteggiamento sempre rivolto al futuro che ha portato l'azienda ad anticipare i cambiamenti; attraverso la costante offerta di prodotti di qualità elevata al giusto prezzo; attraverso l'utilizzo dei materiali migliori che garantiscono la massima affidabilità e durata dei nostri articoli. Ogni prodotto SILFRA è il frutto di questa dedizione, ma anche di uno stile personale creativo e del tutto innovativo, che ha portato alla collaborazione con le aziende leader nell'arredo bagno e dell'idromassaggio.

EN Leveraging over 40 years of experience in the field of design and production, SILFRA has become the undisputed leader in the industry. This has been achieved through a commitment to understand the latest trends and the most innovative expressions of the market; through the outlook aimed to the future that has led the company to anticipate change; through the constant supply of high quality products at the right price; through the use of the best materials to ensure maximum reliability and durability of our products. Each SILFRA product is the result of this dedication, but also of a creative and innovative personal style, which led to the collaboration with the leading companies in the bathroom fittings and whirlpool industry.

DE 40 Jahre Erfahrung in der Entwicklung und Produktion hat die Firma SILFRA zum Branchenführer gemacht. Dieser Erfolg ist unter anderem darin begründet, dass SILFRA den neuesten Trends und Entwicklungen des Sektors Rechnung trägt und Vorreiter in der Präsentation von Neuheiten ist. Ferner haben das gute Preis-Leistungsverhältnis und die verarbeiteten qualitativ hochwertigen Materialien, welche eine lange Lebensdauer gewährleisten, zu diesem Erfolg beigetragen. Jeder SILFRA-Artikel ist die Frucht von dieser Hingaben, aber auch von einem neuen und phantasievollen persönlichen Stil, der führte zur Zusammenarbeit mit den wichtigsten Marken auf dem Gebiet der Badezimmereinrichtung, vor allem der Hydromassage.

ES Aprovechando más de 40 años de experiencia en el campo del proyecto y de la producción, Silfra llegó a ser leader en su sector, con la conformidad de sus clientes. Conformidad obtenida a través del compromiso de entender la tendencia y las expresiones más evolucionadas del sector, anticipando novedades sin sufrir pasivamente los cambios; a través de precios justos, coherentes con la calidad del producto; a través de la utilización de materiales de alto nivel que garantizan una larga y máxima duración con el tiempo. En cada artículo SILFRA se encuentran todas estas cosas y muchas otras, las cuales, unidas a un estilo personal muy novedoso y con mucha fantasía, permitió la colaboración con las empresas más importantes del sector de la decoración del baño, sobre todo en el sector hidromasajes.

FR En mettant à profit plus de 40 ans d'expérience dans la réalisation et la production, SILFRA est devenu leader dans son secteur. Succès qui a été obtenu en s'appliquant à comprendre les tendances et les expressions les plus évoluées du secteur; en anticipant les nouveautés sans les subir passivement; à travers des prix justes et cohérents avec la qualité du produit; à travers l'utilisation de matériaux haute gamme qui en garantissent la durée et une fiabilité maximum au fil du temps. Tout cela a permis, dicté par un style personnel entièrement innovateur et imaginaire, à la société de collaborer avec les plus importantes entreprises leader dans l'ameublement de la salle de bains, surtout dans le secteur de l'hydro massage.

IT VARIAZIONI LISTINO 2025 RISPETTO AL 2024-ORDINATE IN SEQUENZA INDICE LISTINO 2025  
EN 2025 PRICE LIST CHANGES COMPARED TO 2024-SORTED BY INDEX SEQUENCE PRICE LIST 2025

**CRISTINA**

NUOVE FINITURE/NEW FINISHINGS 55P PVD infinity black - 76 imperial black  
ELIMINATA/DELETED 92 brushed old brass SUBENTRA/ADDED 93 brushed brass matt

**CONTEMPORARY COLLECTION**

**new** BOTTE

CROSS ROAD - aggiunta finitura/added finishing 76 imperial black  
eliminata finitura/deleted finishing 46P PVD polished rose gold  
eliminata finitura/deleted finishing 75 brushed black chrome

EAST SIDE - eliminata finitura/deleted finishing 46P PVD polished rose gold

EXCLUSIVE - eliminata finitura/deleted finishing 92 brushed old brass

**new** FARO

ITALY - new CRIIT470

new CRIIT751-752-753

new CRIIT068

eliminate pietre/deleted stones GF polished graphite, QZ quartzite velvet

OMEGA - aggiunta finitura/added finishing 96P PVD brushed gold brass

**new** PHI - aggiunte finiture/added finishings 55P PVD infinity black; 34P PVD brushed rose ; 76 imperial black; 77 brushed metallic;  
96P PVD brushed gold brass

PROFILO - eliminata finitura/deleted finishing 46P PVD polished rose gold

QUADRI - eliminati/deleted CRIQD205 - 242/942 - 243/943

QUADRI S - eliminata finitura/deleted finishing 46P PVD polished rose gold

ROTA - eliminata finitura/deleted finishing 46P PVD polished rose gold

TABULA - aggiunta finitura/added finishing 55P PVD infinity black

TILDE - aggiunta finitura/added finishing 55P PVD infinity black

new CRITI702 - 703

new CRITI264 - 964

new CRITI742 - 743

TRICOLORE VERDE - fino ad esaurimento scorte/until end of existing stock CRITV274 - 964 - 364 - 374

new CRITV702-703

new CRITV742 743

UNIC - eliminata/delated

ACCESSORI - new CRIAB307 - 306 - 356 - 304 - 354 - 107- 003 -005

CRIAB4\* aggiunte finiture/added finishings 55P PVD infinity black, 76 imperial black

CRIAB6\* aggiunta finitura/added finishing 55P PVD infinity black

**INOX COLLECTION**

PIEGA - new CRIPA206 - 906

UNIX- fino esaurimento scorte/until end of existing stock

XX612-613 -solo maniglie ziggrinate/only knurled buttons

ACCESSORI - new CRIAX005 nelle finiture/in finishings 28, 75I, 34I, 96I

**CLASSIC COLLECTION**

LONDRA - eliminata finitura/deleted finishing 93 brushed brass matt

**SHOWER & BATH SYSTEMS**

THERMOSTATIC MIXERS CRIXT612 - 613 aggiunte finiture/added finishings 55P PVD infinity black, 76 imperial black  
CRIQ612 - 613 aggiunte finiture/added finishings 55P PVD infinity black  
CRIXT751 - 752 - 753 aggiunte finiture/added finishings 55P PVD infinity black, 76 imperial black  
CRIQ751 - 752 - 753 aggiunte finiture/added finishings 55P PVD infinity black  
CRIXT600 - 610 - 620 - 630 aggiunte finiture/added finishings 55P PVD infinity black, 76 imperial black  
CRIXT700 - 710 - 720 - 730 aggiunte finiture/added finishings 55P PVD infinity black, 76 imperial black  
CRIQ600 - 710 - 720 - 730 aggiunte finiture/added finishings 55P PVD infinity black  
CRIXT767 - 769 aggiunte finiture/added finishings 55P PVD infinity black, 76 imperial black  
CRIXT142 - 143 aggiunte finiture/added finishings 55P PVD infinity black, 76 imperial black  
new CRIXC730

IT VARIAZIONI LISTINO 2025 RISPETTO AL 2024-ORDINATE IN SEQUENZA INDICE LISTINO 2025  
EN 2025 PRICE LIST CHANGES COMPARED TO 2024-SORTED BY INDEX SEQUENCE PRICE LIST 2025

COLONNE DOCCIA CRIXT486 aggiunte finiture/added finishings 55P PVD infinity black, 76 imperial black

SOFFIONI CON ILLUMINAZIONE -CRIPD020 fino ad esaurimento scorte/until end of existing stock

SOFFIONI & BRACCI DOCCIA - CRIPD918 eliminato/deleted

CRIPD048-098 aggiunte finiture/added finishings:

34P PVD brushed rose;

55P PVD infinity black

76 imperial black

96P PVD brushed gold brass

75 brushed black chrome

77 brushed metallic

CRIPD963-953 aggiunta finitura/added finishing: 51 chrome

CRIPD558-557 - CRIPD409- 411 - 412 - CRIPD416, CRIPD425 - CRIPD426 - CRIPD418 - CRIPD429-

CRIPD014 - CRIPD016 - CRIPD019: aggiunte finiture/added finishings: 55P PVD infinity black

76 imperial black

CRIPD016 aggiunta finitura/added finishing: 55P PVD infinity black

CASCADE & BODY JET - CRIXT833 - CRIXQ833 aggiunte finiture/added finishings: 55P PVD infinity black

76 imperial black

BOCCHE EROGAZIONE - CRIPD614 - CRIPD484 aggiunte finiture/added finishings: 55P PVD infinity black

76 imperial black

CRIBD315 eliminato/deleted

CRIBD318 disponibile in tutte le finiture /available in all finishings

COMPLETAMENTI DOCCIA/VASCA/LAVABO -

new CRIPD775 - 776 - 774 - 775 - 575 - 730

disponibili in tutte le finiture /available in all finishings

CRIPD097 fino esaurimento scorte/until end of existing stock

CRIPD490-491-498 - eliminata/delated

CRIPD463-disponibile solo nelle finiture/available only in finishings:

13 black matt

51 chrome

24 white matt

CRIPD184 - 185 aggiunte finiture/added finishings:

13 black matt RAL9005

51 chrome

34P PVD brushed rose

75 brushed black chrome

77 brushed metallic

96P PVD brushed gold brass

CRIPD304 - 305 disponibile solo nelle finiture/available only in finishings:

72 polished black chrome

56P PVD polished gold brass

46P PVD polished rose gold

CRIAC39351 - 13 eliminati/deleted

CRIAC39324 fino ad esaurimento scorte/until end of existing stock

CRIPD115 aggiunta finitura/added finishing: 55P PVD infinity black

76 imperial black

CRIPD550 - 551 aggiunte finiture/added finishings: 55P PVD infinity black

76 imperial black

CRIPD070 aggiunte finiture/added finishings: 55P PVD infinity black

76 imperial black

CRIPD446 - 656 - 449 aggiunte finiture/added finishings: 55P PVD infinity black

76 imperial black

CRIPD475 aggiunte finiture/added finishings: 55P PVD infinity black

76 imperial black

93 brushed brass matt

IT VARIAZIONI LISTINO 2025 RISPETTO AL 2024-ORDINATE IN SEQUENZA INDICE LISTINO 2025  
EN 2025 PRICE LIST CHANGES COMPARED TO 2024-SORTED BY INDEX SEQUENCE PRICE LIST 2025

CRIAC393 - 394 - 738 - 739 aggiunte finiture/added finishings: 55P PVD infinity black  
76 imperial black

new CRIAC397  
CRIPD953 - 963 finitura/finishing 51 chrome

**PLACCA WC**

CRIAC100 aggiunte finiture/added finishings: 55P PVD infinity black  
76 imperial black

**WC JET**

CRIWJ670 - 675 aggiunte finiture/added finishings: 55P PVD infinity black  
76 imperial black

**CRISTINA SYSTEM**

Tutti i codici CRICS\* sono presenti solo in questo capitolo (immagini, descrizioni, ingombri e prezzi)/All the CRICS\* codes are included in this chapter (photos, descriptions, drawings, prices)

new carter CRICS200-201

**KITCHEN COLLECTION**

**CONTEMPORARY COLLECTION**

CRIKT530 - CRIKQ512 - CRIKK535 - CRIKK536 - CRIKT506 - CRIKT515 eliminati/deleted  
CRIKK550 - CRIKK551 - CRIKT511 fino ad esaurimento scorte/until end of existing stock  
CRIKK508 - 509 aggiunte finiture/added finishings: 55P PVD infinity black  
76 imperial black  
new CRIKT460 - 461 - 462 - 463; disponibili nelle finiture/available in finishings: 51 chrome  
77 brushed metallic

**INOX COLLECTION**

new CRIKX506 - 507 - 535; disponibili nelle finiture/available in finishings: 51 chrome  
13 black matt

**CLASSIC COLLECTION**

CRIKL469 - CRIKL400 eliminati/deleted

**TECHNICAL ACCESSORIES**

CRIAC826 eliminato/deleted

**SPARE PARTS**

CRIPR14794 - CRIPR15268 spostati nel capitolo/moved to TECHNICAL ACCESSORIES

IT VARIAZIONI LISTINO 2025 RISPETTO AL 2024-ORDINATE IN SEQUENZA INDICE LISTINO 2025  
EN 2025 PRICE LIST CHANGES COMPARED TO 2024-SORTED BY INDEX SEQUENCE PRICE LIST 2025

**NUOVE FINITURE/NEW FINISHINGS** 55P PVD infinity black - 76 imperial black  
ELIMINATA/DELETED 92 brushed old brass SUBENTRA/ADDED 93 brushed brass matt

**ELECTRONIC TAPS**

**new** CRIQT 210 disponibile/available in:

51 chrome  
13 black matt  
34P PVD brushed rose gold  
55P PVD infinity black  
75 brushed black chrome  
76 imperial black  
77 brushed metallic  
93 brushed brass matt  
96P PVD brushed gold brass

**BASIN WASTES**

CRIAC761 eliminato/deleted  
CRIUD425S aggiunte finiture/added finishings: 55P PVD infinity black; 76 imperial black; CO matt ceramic  
CRIUD525 aggiunte finiture/added finishings: 55P PVD infinity black; 76 imperial black  
CRIUD680-681 aggiunte finiture/added finishings: 55P PVD infinity black; 76 imperial black  
eliminate finiture/deleted finishings: 46P PVD polished rose gold; 92 brushed old brass;  
CRIUD\* eliminato/deleted: 46P PVD polished rose gold

**new** CRIAC397

**FOLLOW ME**

CRIPD466 aggiunte finiture/added finishings: 55P PVD infinity black  
76 imperial black  
CRIPD467 aggiunte finiture/added finishings: 55P PVD infinity black  
76 imperial black  
CRIPD468 aggiunte finiture/added finishings: 55P PVD infinity black

**SHOWER DRAINS**

CRIAD455 - CRIAD520 - CRIAD525 - CRIAD880 - CRIAD885 - CRIRI236 aggiunta finitura/added finishing: 76 imperial black  
**new** CRIAD480  
CRIUD\* (tranne/except CRIUD425 - CRIUD525) eliminate finiture/deleted finishings: 46P PVD polished rose gold; 56P PVD polished gold brass;  
72 polished black chrome; 92 brushed old brass

**BATH WASTES**

CRIAD\* - CRI04\* - CRIA4\* - CRIU\* eliminate finiture/deleted finishings: 46P PVD polished rose gold  
56P PVD polished gold brass  
72 polished black chrome  
CRIUD\* - CRIUD8\* - CRI04\* - CRIU\* - CRIUD9\* eliminata finitura/deleted finishing 92 brushed old brass  
CRIAS050 - CRIRI086S - CRIRI006 eliminate finiture/deleted finishings: 46P PVD polished rose gold  
72 polished black chrome  
15 alux  
CRI04\* - CRI06\* - CRIA4\* - CRICRIA6\* - CRIM1\* - CRIU2\* - aggiunte finiture/added finishings: : 55P PVD infinity black; 76 imperial black

**SPARE PARTS**

CRIRI071S disponibile in tutte le finiture/available in all the finishings  
CRIAS050 - CRIKR965 - CRIRI006 - CRIRI004 - CRIRI086S aggiunte finiture/added finishings: 55P PVD infinity black ; 76 imperial black  
CRIRI006-RI044-RI086: aggiunte finiture/added finishings: 55P PVD infinity black; 76 imperial black  
CRIKR96: aggiunte finiture/added finishings: 55P PVD infinity black; 76 imperial black  
**new** CRIQT97400





**51**  
cromato  
chrom  
chromé  
chrome  
chromo



**13 RAL 9005**  
nero opaco  
schwarz matt  
noir mat  
black matt  
negro mate



**15**  
alux



**24 RAL 9016**  
bianco opaco  
weiss matt  
blanc matt  
white matt  
blanco mate



**72**  
cromo nero lucido  
Chrom Schwarz glänzend  
chromé noir  
polished black chrome  
cromo negro brillo



**75**  
cromo nero spazzolato  
Chrom Schwarz gebürstet  
chromé noir brossé  
brushed black chrome  
cromo negro satinado



**76**  
imperial black



**77**  
metallic spazzolato  
Metallic gebürstet  
métal brossé  
brushed metallic  
metálico satinado



**93**  
ottone spazzolato opaco  
Messing gebürstet matt  
Laiton mat brossé  
brushed brass matt  
latón satinado mate

### PVD Brass finishings

Oltre alle finiture rappresentate, su richiesta per particolari forniture, è disponibile il trattamento PVD (Physical Vapour Deposition) in un'ampia varietà di colori.  
Neben den hier gezeigten Oberflächen steht auf Anfrage für Sonderlieferungen eine große Auswahl an Oberflächen in PVD-Beschichtung (Physical Vapour Deposition) zur Verfügung.  
En complément aux finitions illustrées, sur demande, un vaste choix de couleurs en traitement PVD (Physical Vapour Deposition) sont disponibles pour demande spéciales.  
In addition to the finishes shown, on request for particular supplies, the PVD (Physical Vapor Deposition) treatment is available in a wide variety of colours.  
Además de los acabados representados, bajo petición para suministros especiales, está disponible el tratamiento PVD (Physical Vapour Deposition) en una amplia gama de colores.



**34P**  
oro rosa spazzolato PVD  
PVD Rosé-Gold gebürstet  
or rose brossé PVD  
PVD brushed rose gold  
oro rosa satinado PVD



**46P**  
oro rosa lucido PVD  
PVD Rosé-Gold glänzend  
or rose brossé PVD  
PVD polished rose gold  
oro rosa brillo PVD



**55P**  
infinity black PVD



**56P**  
gold brass lucido PVD  
PVD gold brass glänzend  
gold brass PVD  
PVD polished gold brass  
gold brass brillo PVD



**96P**  
gold brass spazzolato PVD  
PVD gold brass gebürstet  
gold brass brossé PVD  
PVD brushed gold brass  
gold brass satinado PVD

### PVD Inox finishings



**28**  
inox AISI spazzolato  
Edelstahl AISI gebürstet  
inox AISI brossé  
brushed stainless steel AISI  
acero inox AISI satinado



**34I**  
oro rosa spazzolato PVD  
PVD Rosé-Gold gebürstet  
or rose brossé PVD  
PVD brushed rose gold  
oro rosa satinado PVD




**75I**  
cromo nero spazzolato PVD  
PVD Chrom Schwarz gebürstet  
chromé noir brossé PVD  
PVD brushed black chrome  
cromo negro satinado PVD



**96I**  
gold brass spazzolato PVD  
PVD gold brass gebürstet  
gold brass brossé PVD  
PVD brushed gold brass  
gold brass satinado PVD


#### Classic Collection



**51**  
Chrome



**13**  
Black matt  
RAL 9005



**24**  
White matt  
RAL 9016



**34P**  
Brushed rose  
gold PVD



**56P**  
polished  
gold brass PVD




**77**  
Brushed  
metallic



**93**  
Brushed  
brass matt

ART	●						●
ART ELITE	●						●
CANOVA	●				●		●
CANOVA ELITE	●						
IMPERO	●						●
LONDRA	●						
ACCESSORIES	●				●		●


#### Inox Collection




**28**  
Brushed stainless  
steel AISI



**34I**  
Brushed rose  
gold PVD



**75I**  
Brushed black  
chrome PVD











**96I**  
Brushed gold brass  
PVD

IX	●			
PIEGA	●	●	●	●
PIX	●			
SX	●			
UNIX	●			
ACCESSORIES	●	●	●	●

Contemporary Collection						
	51 Chrome	13 Black matt ral 9005	15 Alux	24 White matt ral 9016	34P Brushed rose gold PVD	46P Polished rose gold PVD
BLADE	•	•	•		•	
BOLLICINE	•					
BOTTE	•	•			•	
CROSS ROAD	•	•			•	
DELTA	•	•				
EAST SIDE	•	•			•	
EXCLUSIVE	•	•			•	
FARO	•				•	
FOIL	•	•	•		•	•
FRACTAL	•	•			•	•
ITALY *	•				•	•
OMEGA	•	•				
PHI	•	•			•	
PROFILO	•	•	•		•	
QUADRI	•	•				
QUADRI S	•	•			•	
ROTA	•	•			•	
TABULA	•	•	•	•	•	•
TILDE	•	•	•		•	
TRI COLORE VERDE	•	•		•	•	•
ACCESSORIES	•	•	•	•	•	•

\* ITALY

La serie ITALY, oltre alla scelta total look nelle finiture proposte, offre la possibilità di abbinare al corpo del rubinetto in finitura le manopole in marmo o pietra.  
The ITALY range, in addition to the suggested total look finishes, offers several possibilities to combine handles in marble or stone to the body in the various finishes.

							
55P Infinity black PVD	56P Polished Gold brass PVD	72 Polished black chrome	75 Brushed black chrome	76 Imperial black	77 Brushed metallic	93 Brushed brass matt	96P Brushed gold brass PVD
		•	•		•		•
•				•	•	•	•
				•	•		•
	•		•		•		•
	•	•	•		•		•
•				•	•	•	•
	•	•	•		•		•
		•	•		•		
•				•	•		•
		•	•		•		•
							•
•				•	•		•
		•	•		•		•
•							•
		•	•		•	•	•
•	•	•	•	•	•	•	•



CC  
Calacatta lucido  
Polished Calacatta



MQ  
Marquinia lucido  
Polished Marquinia



VG  
Guatemala lucido  
Polished Guatemala

OTTONE / MESSING / LAITON / BRASS / LATÓN



Prodotto realizzato in ottone  
Produkt aus Messing  
Produit réalisé en laiton  
Product made in brass  
Producto realizado en latón

Brass finishings



**51**  
cromato  
chrom  
chromé  
chrome  
cromo



**13** RAL 9005  
nero opaco  
schwarz matt  
noir mat  
black matt  
negro mate



**15**  
alux



**24** RAL 9016  
bianco opaco  
weiss matt  
blanc matt  
white mat  
blanco mate



**72**  
cromo nero lucido  
Chrom Schwarz glänzend  
chromé noir  
polished black chrome  
cromo negro brillo



**75**  
cromo nero spazzolato  
Chrom Schwarz gebürstet  
chromé noir brossé  
brushed black chrome  
cromo negro satinado



**76**  
imperial black



**77**  
metallic spazzolato  
Metallic gebürstet  
métal brossé  
brushed metallic  
metálico satinado



**93**  
ottone spazzolato opaco  
Messing gebürstet matt  
Laiton mat brossé  
brushed brass matt  
latón satinado mate

PVD Brass finishings

Oltre alle finiture rappresentate, su richiesta per particolari forniture, è disponibile il trattamento PVD (Physical Vapour Deposition) in un'ampia varietà di colori.  
Neben den hier gezeigten Oberflächen steht auf Anfrage für Sonderlieferungen eine große Auswahl an Oberflächen in PVD-Beschichtung (Physical Vapour Deposition) zur Verfügung.  
En complément aux finitions illustrées, sur demande, un vaste choix de couleurs en traitement PVD (Physical Vapour Deposition) sont disponibles pour demande spéciales.  
In addition to the finishes shown, on request for particular supplies, the PVD (Physical Vapor Deposition) treatment is available in a wide variety of colours.  
Además de los acabados representados, bajo petición para suministros especiales, está disponible el tratamiento PVD (Physical Vapour Deposition) en una amplia gama de colores.



**34P**  
oro rosa spazzolato PVD  
PVD Rosé-Gold gebürstet  
or rose brossé PVD  
PVD brushed rose gold  
oro rosa satinado PVD



**46P**  
oro rosa lucido PVD  
PVD Rosé-Gold glänzend  
or rose PVD  
PVD polished rose gold  
oro rosa brillo PVD



**55P**  
infinity black PVD



**56P**  
gold brass lucido PVD  
PVD gold brass glänzend  
gold brass PVD  
PVD polished gold brass  
gold brass brillo PVD



**96P**  
gold brass spazzolato PVD  
PVD gold brass gebürstet  
gold brass brossé PVD  
PVD brushed gold brass  
gold brass satinado PVD

PLASTICA / PLASTIK / PLASTIC / PLASTIC / PLÁSTICO



Prodotto realizzato in plastica  
Produkt aus Plastik  
Produit réalisé en plastic  
Product made in plastic  
Producto realizado en plástico



**51**  
cromato  
chrom  
chromé  
chrome  
cromo



**06**  
bianco lucido  
weiss glänzend  
blanc brillant  
polished white  
blanco brillo

CERAMICA / KERAMIK / CÉRAMIQUE / CERAMIC / CERAMICA



Prodotto realizzato in ceramica  
Produkt aus Keramik  
Produit réalisé en Céramique  
Product ceramic made  
Producto realizado en ceramica



**CE**  
Ceramica  
Keramik  
Céramique  
Ceramic  
Ceramica



**CO**  
Ceramica opaca  
Keramik matt  
Céramique mat  
Ceramic matt  
Ceramica mate

INOX / STAINLESS STEEL / INOX-STAHL / INOX / STAINLESS STEEL



Prodotto realizzato in materiale termoplastico laminato inox finiture lucido e spazzolato  
Produkt aus thermoplastischem laminiertem Material aus INOX-Stahl in der Ausführung glänzend und Gebürstet  
Produit réalisé en matériau thermoplastique laminé en acier INOX dans les finitions brillant et Brossé  
Product made in thermoplastic material laminated with AISI 316L stainless steel finishings polished and brushed  
En material termoplastico laminado en Acero INOX con los acabados Lucido y Cepillado

Inox finishings



**28**  
inox AISI spazzolato  
Edelstahl AISI gebürstet  
inox AISI brossé  
brushed stainless steel AISI  
acero inox AISI satinado



**95**  
inox AISI lucido  
Edelstahl AISI glänzend  
inox AISI brillant  
polished stainless steel AISI  
acero inox AISI brillo



PVD Inox finishings



**34I**  
oro rosa spazzolato PVD  
PVD Rosé-Gold gebürstet  
or rose brossé PVD  
PVD brushed rose gold  
oro rosa satinado PVD



**75I**  
cromo nero spazzolato PVD  
PVD Chrom Schwarz gebürstet  
chromé noir brossé PVD  
PVD brushed black chrome  
cromo negro satinado PVD



**96I**  
gold brass spazzolato PVD  
PVD gold br ass gebürstet  
gold brass bross sé PVD  
PVD brushed gold brass  
gold brass satinado PVD



## PRODUCT CERTIFICATIONS



\*Vi invitiamo a consultare la rete commerciale prima dell'ordine dei prodotti per richieste di certificazioni per mercati particolari.  
 \*Before ordering items requiring certifications on particular markets, please check with your sales contact.

### IT GARANZIA, QUALITÀ E AMBIENTE.

Per CRISTINA la soddisfazione del cliente è il principale obiettivo; prioritario è l'impegno a offrire sempre prodotti e servizi di elevata qualità. L'attenta scelta delle materie prime e il rigoroso controllo di ciascuna fase del processo produttivo assicurano un prodotto affidabile, dalle grandi prestazioni.

**ASSISTENZA.**  
 CRISTINA mette a disposizione dei propri clienti un'assistenza a 360°. Un servizio competente di supporto tecnico e consulenza pre e post vendita.

**TECNOLOGIE.**  
 CRISTINA investe in ricerca e sviluppo e realizza i propri prodotti utilizzando le tecnologie più all'avanguardia. Il risultato? Ottime prestazioni, massima affidabilità ed estrema praticità di utilizzo, il tutto unito alla particolare attenzione rivolta al risparmio di acqua e di energia.

### DE GARANTIE, QUALITÄT UND UMWELT.

Das wichtigste Ziel ist für CRISTINA Kundenzufriedenheit; das Bemühen, stets Produkte und Leistungen höchster Qualität anzubieten, hat Priorität. Die sorgfältige Auswahl der Ausgangsmaterialien und die strenge Überwachung aller Produktionsphasen gewährleisten ein zuverlässiges und leistungsstarkes Produkt.

**KUNDENDIENST.**  
 CRISTINA bietet den Kunden einen Rundum-Kundendienst. Zu diesem Service gehört eine kompetente technische Beratung vor und nach dem Kauf.

**TECHNOLOGIEN.**  
 CRISTINA investiert in Forschung und Entwicklung und stellt ihre Produkte mit den neuesten Technologien her. Das Ergebnis? Optimale Leistungen, hohe Zuverlässigkeit und extreme Benutzerfreundlichkeit kombiniert mit besonderem Augenmerk auf Wasser- und Energieersparnis.

### FR GARANTIE, QUALITÉ ET ENVIRONNEMENT.

La satisfaction du client est le principal objectif de CRISTINA car l'offre de produits et de service d'excellente qualité est une priorité absolue. La sélection rigoureuse des matières premières et le contrôle strict de chaque étape du processus de fabrication assurent la production d'un produit extrêmement fiable et performant.

**ASSISTANCE.**  
 CRISTINA fournit une assistance totale à ses clients, grâce à la compétence de son service de support technique et de conseil avant- et après-vente.

**TECHNOLOGIES.**  
 CRISTINA investit dans la recherche et le développement et fabrique ses produits en utilisant des technologies d'avant-garde. Le résultat ? D'excellentes performances, une grande fiabilité et une grande facilité d'utilisation, tout cela combiné avec une attention particulière à l'économie d'eau et d'énergie.

### EN WARRANTY, QUALITY AND ENVIRONMENT.

For CRISTINA, customer satisfaction is the main objective; our commitment to always offer high quality products and services takes top priority. Our reliable products, ensuring great performance, are the result of the careful selection of raw materials and the rigorous control at each stage of the production process.

**CUSTOMER SERVICE.**  
 CRISTINA offers to its customers a 360 degree service. A competent technical support service and pre- and after-sales advice.

**TECHNOLOGIES.**  
 CRISTINA invests in research and development and manufactures its products using the latest technology. The result? Excellent performance, high reliability and extreme ease of use, all this combined with special focus on saving water and energy.


### ES GARANTÍA, CALIDAD Y RESPETO POR EL MEDIO AMBIENTE.

Para CRISTINA, la satisfacción del cliente es el objetivo principal. Nuestra máxima prioridad es cumplir con el compromiso de ofrecer siempre productos y servicios de alta calidad. La fiabilidad de nuestros productos, que garantiza su excelente rendimiento, es el resultado de una selección cuidadosa de las materias primas y de un control riguroso de cada fase del proceso de producción.


**ATENCIÓN AL CLIENTE.**  
 CRISTINA ofrece a sus clientes una asistencia completa. Un servicio de asistencia técnica competente y asesoramiento pre-venta y posventa.

**TECNOLOGÍAS.**  
 CRISTINA invierte en investigación y desarrollo, y fabrica sus productos utilizando las tecnologías más modernas. ¿El resultado? Un rendimiento excelente, una gran fiabilidad y máxima facilidad de uso, todo ello combinado con una atención especial al ahorro de agua y energía.

## COMPANY CERTIFICATIONS



QUALITY SYSTEM CERTIFICATION ISO 9001



QUALITY SYSTEM CERTIFICATION ISO 45001



LEED CERTIFICATIONS



■ CRISTINA  
RUBINETTERIE

## CONTEMPORARY COLLECTION



## INOX COLLECTION



## CLASSIC COLLECTION



## SHOWER & BATH SYSTEMS



## WC PLATE



## WC JET




## CRISTINA SYSTEM



## KITCHEN COLLECTION



## TECHNICAL PARTS



## SILFRA

pag. 756

## FINISHINGS Finiture

pag. 002

## GENERAL SALES CONDITIONS Condizioni generali di vendita

pag. 954

## CODE INDEX Indice per codice

pag. 972

## CODE INFO

**■ CRITV180**



Miscelatore monocomando vasca/bagno a parete, con installazione meccanica, ibrazione automatica a 2 vie, base con punto d'ancoraggio 180 mm, doccetta antisciuma, supporto fissi, finish long life\*\*\*\*

Aufputz-Wannen-Erhängemischer für Wandmontage, mit mechanischer Mischung, automatischem 2-Wege-Umschalt, Ankerflange 180 mm, Handdrehknopf mit Antiskal-System, Halter für Wandmontage und Brausenstich Long Life\*\*\*\*

Mitigeur monocommande mural de baignoire extérieuse, réglage mécanique, inverseur automatique 2 sens, bec déversoir longueur 180 mm, diffuseur antisciuma, support fixe, finish long life\*\*\*\*

Single-control wall-mounted external bathtub mixer, with mechanical mixing, 2-ways automatic diverter, spout length 180 mm, anti-scale hand drosser, fixed support, long life finish\*\*\*\*

Mezclador monocomando para bañera, exterior de pared, con mezcla mecánica, inversor automático de 2 salidas, codo con boya de salida de 180 mm, ducha de mano antica, soporte fijo y finish Long Life\*\*\*\*

**CRITV180**



**■ CRITV180**

- IT Sigla serie  
CRITV: serie TRICOLORE VERDE
- DE Abkürzung der Serie  
CRITV: Serie TRICOLORE VERDE
- FR Paraphe série  
CRITV: TRICOLORE VERDE series
- EN Series code  
CRITV: TRICOLORE VERDE series
- ES Código de serie  
CRITV: serie TRICOLORE VERDE

**■ CRITV180**


- IT Progressivo di identificazione articolo
- DE Progressive Nummer, die den Artikel identifizieren
- FR Progressif d'identification article
- EN Identification progressive number of the item
- ES Número progresivo de identificación del artículo

**■ 51**

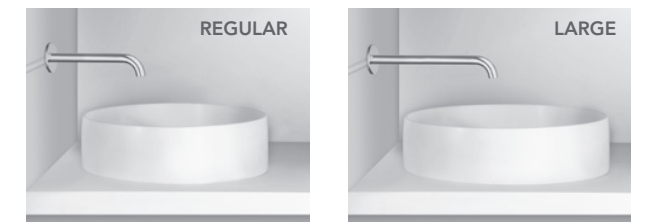
- IT Codice finitura  
51: cromo
- DE Ausführung  
51: Chrom
- FR Code finition  
51: chrome
- EN Finishing code  
51: chrome
- ES Código de acabado  
51: Cromado

## PRODUCT SIZE

Miscelatore lavabo da piano / Waschtischmischer / Mitigeur lavabo / Basin mounted mixers / Mezclador lavabo



Miscelatore lavabo da muro / Waschtischmischer Wandmontage / Mitigeur lavabo mural / Wall mounted basin mixers / Mezclador lavabo mural



Contemporary Collection

# Blade

Design Patented - EU, US

design Alessandra Bertini - Phicubo

■ CRISTINA  
RUBINETTERIE

Contemporary  
Collection





### CRIBA290



- IT Set esterno monocomando Lavabo monoforo a pavimento, con miscelazione meccanica, da completarsi con parte incasso CRICS290
- DE Fertigmontageset 1-Loch Waschtisch-Einhandmischer bodenstehend, mit mechanischer Mischung,, zu vervollständigen mit Unterputz-Einbaukörper CRICS290
- FR Groupe extérieur monocommande de Lavabo monotrou sur pied, réglage mécanique, à compléter avec le corps d'encastrement CRICS290
- EN External single-control wall-mounted washbasin set, with mechanical mixing, for completion with recessed part CRICS290
- ES Kit exterior monomando para lavabo, 1 orificio, de suelo, con mezcla mecánica, a completar con cuerpo empotrado CRICS290

#### CRIBA290

51 chrome 13 black matt 15 alux 34P PVD brushed rose gold 72 polished black chrome

75 brushed black chrome 96P PVD brushed gold brass  
77 brushed metallic

#### CRIBA990

51 chrome



### CRIBA990

### CRIBA256

REGULAR



- IT Set esterno monocomando Lavabo Regular a parete, piastra in metallo, con miscelazione meccanica, bocca con punto d'erogazione 180 mm, da completarsi con parte incasso CRICS200 (comando a destra), CRICS201 (comando a sinistra)
- DE Fertigmontageset Waschtisch-Wandeinhandmischer Regular, Abdeckplatte aus Metall, mit mechanischer Mischung,, Auslauflänge 180 mm, zu vervollständigen mit Unterputz-Einbaukörper CRICS200 (rechte Kartusche) CRICS201 (linke Kartusche)
- FR Groupe extérieur monocommande mural de Lavabo Regular, plaque en métal, réglage mécanique, bec déverseur longueur 180 mm, à compléter avec le corps d'encastrement CRICS200 (commande droite) CRICS201 (commande gauche)
- EN Regular external single-control wall-mounted washbasin set, metal plate, with mechanical mixing, spout length 180 mm, for completion with recessed part CRICS200 (control on the right) CRICS201 (control on the left)
- ES Kit exterior monomando para lavabo Regular, de pared, placa de metal, con mezcla mecánica, caño con boca de salida de 180 mm, a completar con cuerpo empotrado CRICS200 (mando a la derecha) o CRICS201 (mando a la izquierda)

#### CRIBA256

51 chrome 13 black matt 15 alux 34P PVD brushed rose gold 72 polished black chrome

75 brushed black chrome 96P PVD brushed gold brass  
77 brushed metallic

#### CRIBA956

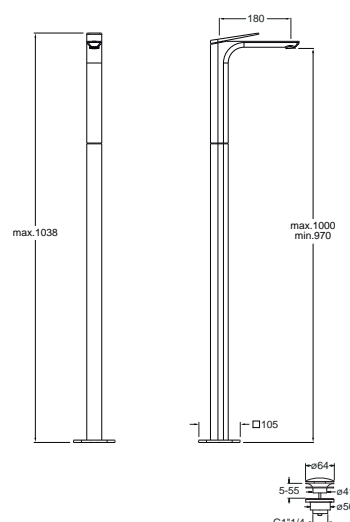
51 chrome



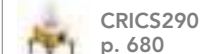
### CRIBA956

REGULAR

### CRIBA290

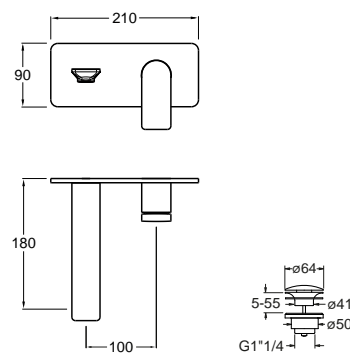


5,6 1/2 min (3 bar)




CRICR24287Q00

### CRIBA256



5,6 1/2 min (3 bar)



CRICR24272Q00

### CRIBA258

LARGE



- IT Set esterno monocomando Lavabo Large a parete, piastra in metallo, con miscelazione meccanica, bocca con punto d'erogazione 225 mm, da completarsi con parte incasso CRICS200 (comando a destra), CRICS201 (comando a sinistra)
- DE Fertigmontageset Waschtisch-Wandeinhandmischer Large, Abdeckplatte aus Metall, mit mechanischer Mischung,, Auslauflänge 225 mm, zu vervollständigen mit Unterputz-Einbaukörper CRICS200 (rechte Kartusche) CRICS201 (linke Kartusche)
- FR Groupe extérieur monocommande mural de Lavabo Large, plaque en métal, réglage mécanique, bec déverseur longueur 225 mm, à compléter avec le corps d'encastrement CRICS200 (commande droite) CRICS201 (commande gauche)
- EN Large external single-control wall-mounted washbasin set, metal plate, with mechanical mixing, spout length 225 mm, for completion with recessed part CRICS200 (control on the right) CRICS201 (control on the left)
- ES Kit exterior monomando para lavabo Large, de pared, placa de metal, con mezcla mecánica, caño con boca de salida de 225 mm, a completar con cuerpo empotrado CRICS200 (mando a la derecha) o CRICS201 (mando a la izquierda)

#### CRIBA258

51 chrome 13 black matt 15 alux 34P PVD brushed rose gold 72 polished black chrome

75 brushed black chrome 96P PVD brushed gold brass  
77 brushed metallic

#### CRIBA958

51 chrome



### CRIBA958

LARGE

### CRIBA257

REGULAR



- IT Set esterno monocomando Lavabo Regular 2 fori a parete, con miscelazione meccanica, bocca con punto d'erogazione 180 mm, da completarsi con parte incasso CRICS200 (comando a destra), CRICS201 (comando a sinistra)
- DE 2-Loch Fertigmontageset Waschtisch-Wandeinhandmischer Regular, mit mechanischer Mischung,, Auslauflänge 180 mm, zu vervollständigen mit Unterputz-Einbaukörper CRICS200 (rechte Kartusche) CRICS201 (linke Kartusche)
- FR Groupe extérieur monocommande mural de Lavabo Regular 2 trous, réglage mécanique, bec déverseur longueur 180 mm, à compléter avec le corps d'encastrement CRICS200 (commande droite) CRICS201 (commande gauche)
- EN Regular external single-control wall-mounted 2-hole washbasin set, metal plate, with mechanical mixing, spout length 180 mm, for completion with recessed part CRICS200 (control on the right) CRICS201 (control on the left)
- ES Kit exterior monomando para lavabo Regular, 2 orificios, de pared, con mezcla mecánica, caño con boca de salida de 180 mm, a completar con cuerpo empotrado CRICS200 (mando a la derecha) o CRICS201 (mando a la izquierda)

#### CRIBA257

51 chrome 13 black matt 15 alux 34P PVD brushed rose gold 72 polished black chrome

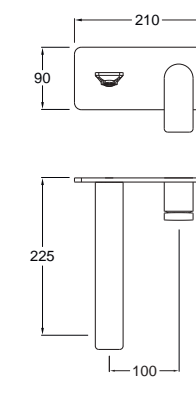
75 brushed black chrome 96P PVD brushed gold brass  
77 brushed metallic

#### CRIBA957

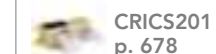
51 chrome



### CRIBA258

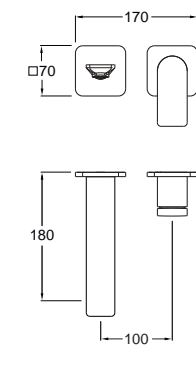


5,6 1/2 min (3 bar)

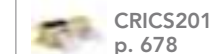


CRICR24272Q00

### CRIBA257



5,6 1/2 min (3 bar)



CRICR24272Q00

### CRIBA259

LARGE



- IT Set esterno monocomando Lavabo Large 2 fori a parete, con miscelazione meccanica, bocca con punto d'erogazione 225 mm, da completarsi con parte incasso CRICS200 (comando a destra), CRICS201 (comando a sinistra)
- DE 2-Loch Fertigmontageset Waschtisch-Wandeinhandmischer Large, mit mechanischer Mischung, Auslauflänge 225 mm, zu vervollständigen mit Unterputz-Einbaukörper CRICS200 (rechte Kartusche) CRICS201 (linke Kartusche)
- FR Groupe extérieur monocommande mural de Lavabo Large 2 trous, réglage mécanique, bec déverseur longueur 225 mm, à compléter avec le corps d'encastrement CRICS200 (commande droite) CRICS201 (commande gauche)
- EN Large external single-control wall-mounted 2-hole washbasin set, metal plate, with mechanical mixing, spout length 225 mm, for completion with recessed part CRICS200 (control on the right) CRICS201 (control on the left)
- ES Kit exterior monomando para lavabo Large, 2 orificios, de pared, con mezcla mecánica, caño con boca de salida de 225 mm, a completar con cuerpo empotrado CRICS200 (mando a la derecha) o CRICS201 (mando a la izquierda)

#### CRIBA259

**51 chrome** 13 black matt 15 alux 34P PVD brushed rose gold 72 polished black chrome

75 brushed black chrome 96P PVD brushed gold brass  
77 brushed metallic

#### CRIBA959

51 chrome

### CRIBA959

LARGE



### CRIBA242

REGULAR



- IT Set esterno bicomando Lavabo Regular 3 fori a parete, con miscelazione meccanica, bocca con punto d'erogazione 180 mm, da completarsi con parte incasso CRICS233 (comandi laterali)
- DE 3-Loch Fertigmontageset Zweigriff-Waschtischbatterie für Wandmontage Regular, mit mechanischer Mischung, Auslauflänge 180 mm, zu vervollständigen mit Unterputz-Einbaukörper CRICS233 (seitliche Kartuschen)
- FR Groupe extérieur double commande mural de Lavabo Regular 3 trous, réglage mécanique, bec déverseur longueur 180 mm, à compléter avec le corps d'encastrement CRICS233 (commandes latérales)
- EN Regular external dual-control wall-mounted 3-hole washbasin set, with mechanical mixing, spout length 180 mm, for completion with recessed part CRICS233 (controls on the sides)
- ES Kit exterior bicomando para lavabo Regular, 3 orificios, de pared, con mezcla mecánica, caño con boca de salida de 180 mm, a completar con cuerpo empotrado CRICS233 (mandos laterales)

#### CRIBA242

**51 chrome** 13 black matt 15 alux 34P PVD brushed rose gold 72 polished black chrome

75 brushed black chrome 96P PVD brushed gold brass  
77 brushed metallic

#### CRIBA942

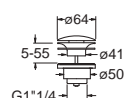
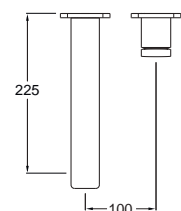
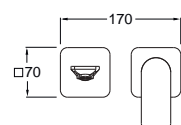
51 chrome

### CRIBA942

REGULAR



#### CRIBA259

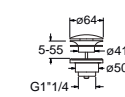
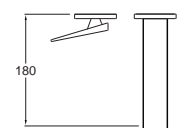
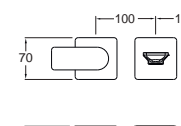


**CRICS200**  
p. 678

**CRICS201**  
p. 678

CRICR24272Q00

#### CRIBA242



**CRICS233**  
p. 678

CRIVT5890Q00

CRIVT5889Q00

### CRIBA243

LARGE



- IT Set esterno bicomando Lavabo Large 3 fori a parete, con miscelazione meccanica, bocca con punto d'erogazione 225 mm, da completarsi con parte incasso CRICS233 (comandi laterali)
- DE 3-Loch Fertigmontageset Zweigriff-Waschtischbatterie für Wandmontage Large, mit mechanischer Mischung, Auslauflänge 225 mm, zu vervollständigen mit Unterputz-Einbaukörper CRICS233 (seitliche Kartuschen)
- FR Groupe extérieur double commande mural de Lavabo Large 3 trous, réglage mécanique, bec déverseur longueur 225 mm, à compléter avec le corps d'encastrement CRICS233 (commandes latérales)
- EN Large external dual-control wall-mounted 3-hole washbasin set, with mechanical mixing, spout length 225 mm, for completion with recessed part CRICS233 (controls on the sides)
- ES Kit exterior bicomando para lavabo Large, 3 orificios, de pared, con mezcla mecánica, caño con boca de salida de 225 mm, a completar con cuerpo empotrado CRICS233 (mandos laterales)

#### CRIBA243

**51 chrome** 13 black matt 15 alux 34P PVD brushed rose gold 72 polished black chrome

75 brushed black chrome 96P PVD brushed gold brass  
77 brushed metallic

#### CRIBA943

51 chrome

### CRIBA943

LARGE



### CRIBA320



- IT Miscelatore monocomando Bidet monoforo da piano, con miscelazione meccanica
- DE 1-Loch Einhandmischer für das Bidet, mit mechanischer Mischung
- FR Mitigeur monocommande de Bidet monotrou sur plage, réglage mécanique
- EN Single-control deck-mounted single-hole bidet mixer, with mechanical mixing
- ES Mezclador monomando para bidé, 1 orificio, de repisa, con mezcla mecánica

#### CRIBA320

**51 chrome** 13 black matt 15 alux 34P PVD brushed rose gold 72 polished black chrome

75 brushed black chrome 96P PVD brushed gold brass  
77 brushed metallic

#### CRIBA370

51 chrome

### CRIBA370



### CRIBA321



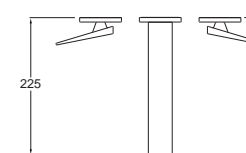
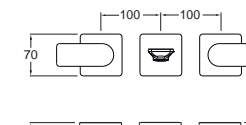
- IT Miscelatore monocomando Bidet monoforo da piano, con miscelazione meccanica, scarico da 1" 1/4 con asta e saltarello
- DE 1-Loch Einhandmischer für das Bidet, mit mechanischer Mischung, Ablaufgarnitur 1" 1/4 mit Zugstange und Stöpsel
- FR Mitigeur monocommande de Bidet monotrou sur plage, réglage mécanique, vidage 1" 1/4 avec tirette et bouchon
- EN Single-control deck-mounted single-hole bidet mixer, with mechanical mixing, 1 1/4" pop-up drain
- ES Mezclador monomando para bidé, 1 orificio, de repisa, con mezcla mecánica y desagüe de 1" 1/4 con varilla y válvula automática

#### CRIBA321

**51 chrome** 13 black matt 15 alux 34P PVD brushed rose gold 72 polished black chrome

75 brushed black chrome 96P PVD brushed gold brass  
77 brushed metallic

#### CRIBA243

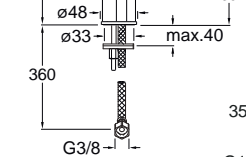
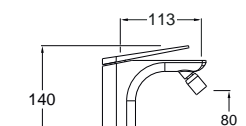


**CRICS233**  
p. 678

CRIVT5890Q00

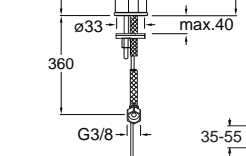
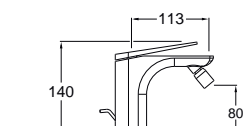
CRIVT5889Q00

#### CRIBA320



CRICR24287Q00

#### CRIBA321



CRICR24287Q00

### CRIBA409



IT Colonna doccia monocomando a parete, con miscelazione meccanica, deviatore automatico a 2 uscite, soffione anticalcare SANDWICH SPECIAL\*\*\* Ø 300 mm, braccio orientabile, doccetta anticalcare, supporto scorrevole, flessibile long life\*\*\*\*

DE Duschesystem mit Einhandmischer für Wandmontage, mit mechanischer Mischung, automatischem 2-Wege-Umsteller, Kopfbrause mit Antikalk-System SANDWICH SPECIAL\*\*\* Ø300 mm, schwenkbarem Brausearm, Handbrause mit Antikalk-System, Gleitschieber, Brauseschlauch Long Life\*\*\*\*

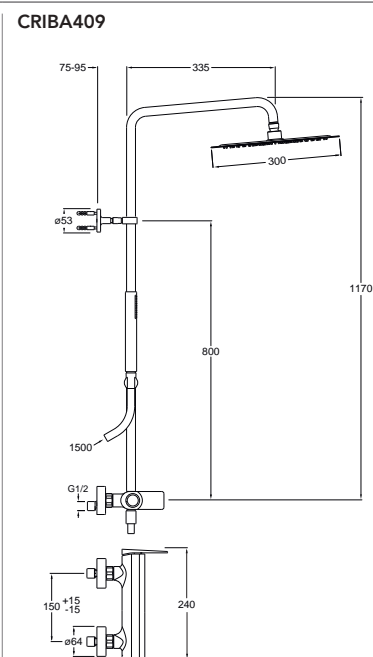
FR Colonne de douche murale monocommande, réglage mécanique, inverseur automatique 2 sorties, douche de tête anticalcaire SANDWICH SPECIAL\*\*\* Ø 300 mm, bras orientable, douchette anticalcaire, support coulissant, flexible long life\*\*\*\*

EN Single-control wall-mounted shower column, with mechanical mixing, 2-outlet automatic diverter, Ø 300 mm SANDWICH SPECIAL\*\*\* anti-scale showerhead, swivel arm, anti-scale hand shower, sliding support, long-life hose\*\*\*\*

ES Columna de ducha monomando, de pared, con mezcla mecánica, inversor automático de 2 salidas, rociador antical SANDWICH SPECIAL\*\*\* Ø 300 mm, brazo orientable, ducha de mano antical, soporte deslizante y flexo Long Life\*\*\*\*

Per aggiungere il porta sapone, inserire il codice CRIAB003  
To add the soap dish, enter the code CRIAB003

<b>CRIBA409</b>					
51 chrome	13 black matt	15 alux	34P PVD brushed rose gold	72 polished black chrome	
75 brushed black chrome	96P PVD brushed gold brass	77 brushed metallic			



### CRIBA448



IT Colonna doccia monocomando "corpo freddo" a parete, con miscelazione termostatica, deviatore a 2 uscite, soffione anticalcare SANDWICH SPECIAL\*\*\* Ø 300 mm, braccio orientabile, doccetta anticalcare, supporto scorrevole, flessibile long life\*\*\*\*

DE Duschesystem mit Einhandmischer für Wandmontage „Armaturenkörper mit Verbrühungsschutz“, mit thermostatischer Mischung, 2-Wege-Umsteller, Kopfbrause mit Antikalk-System SANDWICH SPECIAL\*\*\* Ø300 mm, schwenkbarem Brausearm, Handbrause mit Antikalk-System mit einstellbarem Wasserstrahl, Gleitschieber und Brauseschlauch Long Life\*\*\*\*

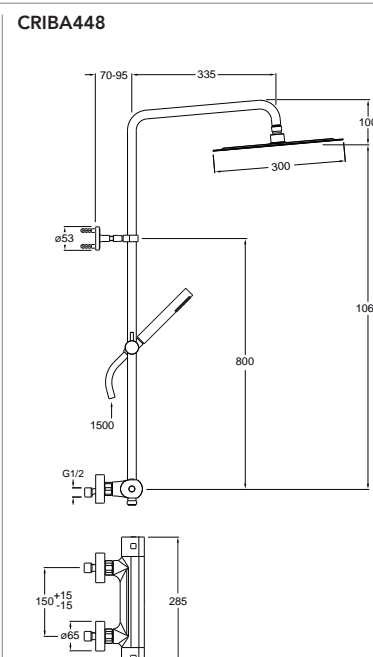
FR Colonne de douche murale monocommande « corps froid », réglage thermostatique, inverseur 2 sorties, douche de tête anticalcaire SANDWICH SPECIAL\*\*\* Ø 300 mm, bras orientable, douchette anticalcaire à jet réglable, support coulissant, flexible long life\*\*\*\*

EN Single-control wall-mounted "exposed" shower column, with thermostatic mixing, 2-outlet diverter, Ø 300 mm SANDWICH SPECIAL\*\*\* anti-scale showerhead, swivel arm, anti-scale hand shower with adjustable jet, sliding support, long-life hose \*\*\*\*

ES Columna de ducha monomando, sistema tacto frío, de pared, con mezcla termostática, inversor de 2 salidas, rociador antical SANDWICH SPECIAL\*\*\* Ø 300 mm, brazo orientable, ducha de mano antical de chorro regulable, soporte deslizante y flexo Long Life\*\*\*\*

Per aggiungere il porta sapone, inserire il codice CRIAB003  
To add the soap dish, enter the code CRIAB003

<b>CRIBA448</b>					
51 chrome	13 black matt	15 alux	34P PVD brushed rose gold	72 polished black chrome	
75 brushed black chrome	96P PVD brushed gold brass	77 brushed metallic			



### CRIBA401



IT Miscelatore monocomando doccia esterno a parete, con miscelazione meccanica

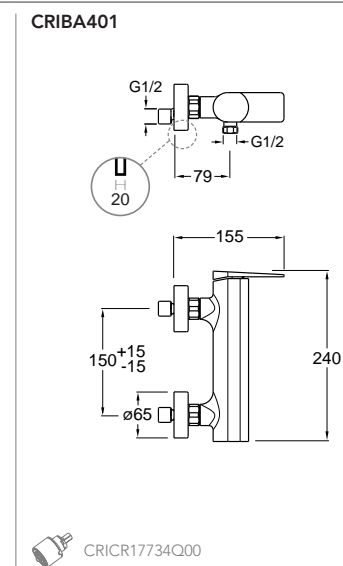
DE Aufputz Brause-Wandeinhandmischer mit mechanischer Mischung

FR Mitigeur monocommande mural de douche, réglage mécanique

EN Single-control wall-mounted external shower mixer, with mechanical mixing

ES Mezclador monomando para ducha, exterior de pared, con mezcla mecánica

<b>CRIBA401</b>					
51 chrome	13 black matt	15 alux	34P PVD brushed rose gold	72 polished black chrome	
75 brushed black chrome	96P PVD brushed gold brass	77 brushed metallic			



### CRIBA602

IT con deviatore a 2 uscite

DE mit 2 wenge umsteller

FR avec inverseur 2 sorties

EN with 2 outlet diverter

ES con desviador 2 salidas



IT Set esterno monocomando doccia/vasca a parete, piastra in metallo, con miscelazione meccanica, deviatore, doccetta anticalcare, supporto fisso, presa d'acqua, flessibile long life\*\*\*\*, da completarsi con parte incasso CRICS100 (comando a destra), CRICS101 (comando a sinistra)

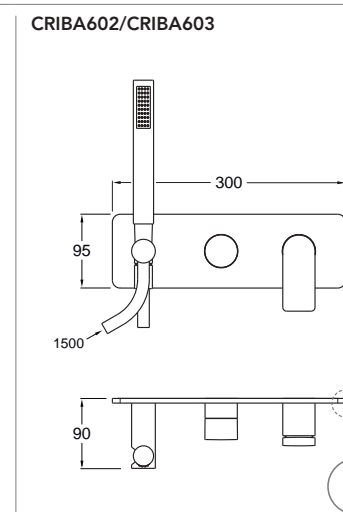
DE Fertigmontageset Wannen-/Brause-Wandeinhandmischer, Abdeckplatte aus Metall, mit mechanischer Mischung, Handbrause mit Antikalk-System, Halter für Wandmontage, Wandanschlussbogen, Brauseschlauch Long Life\*\*\*\*, zu vervollständigen mit Unterputz-Einbaukörper CRICS101 (rechte Kartusche) CRICS100 (linke Kartusche)

FR Groupe extérieur monocommande mural douche/baignoire, plaque en métal, réglage mécanique, douchette anticalcaire, support fixe, arrivée d'eau, flexible long life\*\*\*\*, à compléter avec le corps d'encastrement CRICS101 (commande gauche) CRICS100 (commande droite)

EN External single-control wall-mounted shower/bathtub set, metal plate, with mechanical mixing, anti-scale hand shower, fixed support, water outlet, long-life hose\*\*\*\*, for completion with recessed part CRICS101 (controls on the left) CRICS100 (controls on the right)

ES Kit exterior monomando para ducha/bañera, de pared, placa de metal, con mezcla mecánica, ducha de mano antical, soporte fijo, toma de agua, flexo Long Life\*\*\*\*, a completar con cuerpo empotrado CRICS101 (mandos a la izquierda) o CRICS100 (mandos a la derecha)

<b>CRIBA602</b>					
51 chrome	13 black matt	15 alux	34P PVD brushed rose gold	72 polished black chrome	
75 brushed black chrome	96P PVD brushed gold brass	77 brushed metallic			



### CRIBA603

IT con deviatore a 3 uscite

DE mit 3 wenge umsteller

FR avec inverseur 3 sorties

EN with 3 outlet diverter

ES con desviador 3 salidas

<b>CRIBA603</b>					
51 chrome	13 black matt	15 alux	34P PVD brushed rose gold	72 polished black chrome	
75 brushed black chrome	96P PVD brushed gold brass	77 brushed metallic			

### CRIBA638



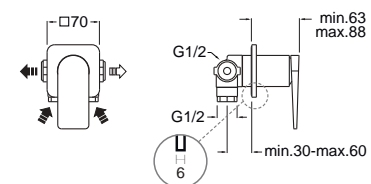
- IT Miscelatore monocomando doccia a parete, piastra in metallo stondata, con miscelazione meccanica, completo di parte incasso
- DE Brause-Wandmischer, abgerundete Abdeckplatte aus Metall, mit mechanischer Mischung und Unterputz-Einbaukörper
- FR Mitigeur monocommande mural de douche, plaque en métal angles arrondis, réglage mécanique, avec corps d'encastrement
- EN Single-control wall-mounted shower mixer, curved metal plate, with mechanical mixing, complete with recessed part
- ES Mezclador monomando para ducha, de pared, placa de metal redondeada, con mezcla mecánica, dotado de cuerpo empotrado

**CRIBA638**

<b>51 chrome</b>	13 black matt	15 alux	34P PVD brushed rose gold	72 polished black chrome
------------------	---------------	---------	---------------------------	--------------------------

75 brushed black chrome  
96P PVD brushed gold brass  
77 brushed metallic

### CRIBA638



CRICR24272Q00

### CRIBA689



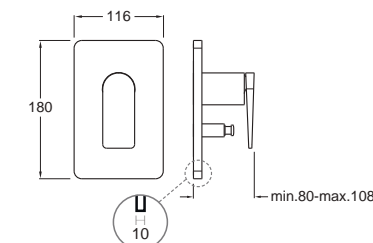
- IT Set esterno monocomando doccia a parete, piastra in metallo, con miscelazione meccanica, deviatore automatico a 2 uscite, da completarsi con parte incasso CRICS535
- DE Fertigmontageset Brause-Wandmischer, Abdeckplatte aus Metall, mit mechanischer Mischung, automatischem 2-Wege-Umsteller, zu vervollständigen mit Unterputz-Einbaukörper CRICS535
- FR Groupe extérieur monocommande mural douche, plaque en métal, réglage mécanique, inverseur automatique 2 sorties, à compléter avec corps d'encastrement CRICS535
- EN External single-control wall-mounted shower set, metal plate, with mechanical mixing, 2-outlet automatic diverter, for completion with recessed part CRICS535
- ES Kit exterior monomando para ducha, de pared, placa de metal, con mezcla mecánica, inversor automático de 2 salidas, a completar con cuerpo empotrado CRICS535

**CRIBA689**

<b>51 chrome</b>	13 black matt	15 alux	34P PVD brushed rose gold	72 polished black chrome
------------------	---------------	---------	---------------------------	--------------------------

75 brushed black chrome  
96P PVD brushed gold brass  
77 brushed metallic

### CRIBA689



CRICS535 p. 680

CRICR24272Q00

CRICR24272Q00

CRIPR15268Q\_

### CRIBA683



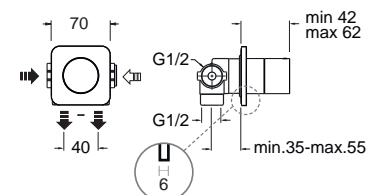
- IT Deviatore a 2 uscite a parete, piastra in metallo stondata, completo di parte incasso
- DE 2-Wege-Wandumsteller, abgerundete Abdeckplatte aus Metall mit Unterputz-Einbaukörper
- FR Inverseur mural à 2 sorties, plaque en métal angles arrondis, avec corps d'encastrement
- EN Wall-mounted 2-outlet diverter, curved metal plate, complete with recessed part
- ES Inversor de 2 salidas de pared, placa de metal redondeada, dotado de cuerpo empotrado

**CRIBA683**

<b>51 chrome</b>	13 black matt	15 alux	34P PVD brushed rose gold	72 polished black chrome
------------------	---------------	---------	---------------------------	--------------------------

75 brushed black chrome  
96P PVD brushed gold brass  
77 brushed metallic

### CRIBA683



CRICR11839Q00

### CRIBA751



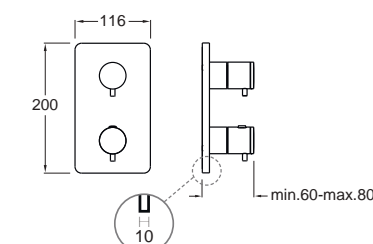
- IT Set esterno doccia a parete, piastra in metallo stondata, con miscelazione termostatica, valvola d'arresto 1 uscita, da completarsi con parte incasso CRICS800
- DE Fertigmontageset Duschsystem für Wandmontage, abgerundete Abdeckplatte aus Metall, mit thermostatischer Mischung und 1-Weg-Absperrventil, zu vervollständigen mit Unterputz-Einbaukörper CRICS800
- FR Groupe extérieur mural de douche, plaque angles arrondis en métal, réglage thermostatique, vanne d'arrêt 1 sortie, à compléter avec le corps d'encastrement CRICS800
- EN External wall-mounted shower set, curved metal plate, with thermostatic mixing, 1-outlet stop valve, for completion with recessed part CRICS800
- ES Kit exterior para ducha, de pared, placa de metal redondeada, con mezcla termostática, válvula de paso de 1 salida, a completar con cuerpo empotrado CRICS800

**CRIBA751**

<b>51 chrome</b>	13 black matt	15 alux	34P PVD brushed rose gold	72 polished black chrome
------------------	---------------	---------	---------------------------	--------------------------

75 brushed black chrome  
96P PVD brushed gold brass  
77 brushed metallic

### CRIBA751



CRICS800 p. 680

CRICR16901Q00

### CRIBA686



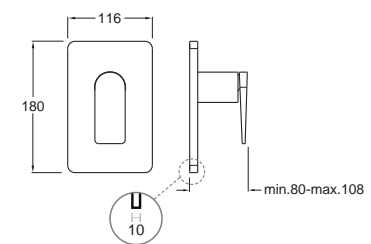
- IT Set esterno monocomando doccia a parete, piastra in metallo, con miscelazione meccanica, da completarsi con parte incasso CRICS535
- DE Fertigmontageset Einhandmischer für Duschsystem für Wandmontage, Abdeckplatte aus Metall, mit mechanischer Mischung, mit Unterputz-Einbaukörper CRICS535 zu vervollständigen
- FR Groupe extérieur monocommande mural de douche, plaque en métal, réglage mécanique, à compléter avec corps d'encastrement CRICS535
- EN External single-control wall-mounted shower set, metal plate, with mechanical mixing, for completion with recessed part CRICS535
- ES Kit exterior monomando para ducha, de pared, placa de metal, con mezcla mecánica, a completar con cuerpo empotrado CRICS535

**CRIBA686**

<b>51 chrome</b>	13 black matt	15 alux	34P PVD brushed rose gold	72 polished black chrome
------------------	---------------	---------	---------------------------	--------------------------

75 brushed black chrome  
96P PVD brushed gold brass  
77 brushed metallic

### CRIBA686



CRICS535 p. 680

CRICR24272Q00

## CRIBA752

IT con deviatore a 2 uscite  
DE mit 2 wenge umsteller  
FR avec inverseur 2 sorties  
EN with 2 outlet diverter  
ES con desviador 2 salidas



IT Set esterno doccia/vasca a parete, piastra in metallo stondata, con miscelazione termostatica, deviatore, da completarsi con parte incasso CRICS800  
DE Wand-Fertigmontageset Wanne/Brause, abgerundete Abdeckplatte aus Metall, mit thermostatischer Mischung, zu vervollständigen mit Unterputz-Einbaukörper CRICS800  
FR Groupe extérieur mural douche/baignoire, plaque angles arrondis en métal, réglage thermostatique, à compléter avec le corps d'encastrement CRICS800  
EN External wall-mounted shower/bathtub set, curved metal plate, with thermostatic mixing, for completion with recessed part CRICS800  
ES Kit exterior para ducha/bañera, de pared, placa de metal redondeada, con mezcla termostática, a completar con cuerpo empotrado CRICS800

### CRIBA752

**51 chrome** 13 black matt 15 alux 34P PVD brushed rose gold 72 polished black chrome

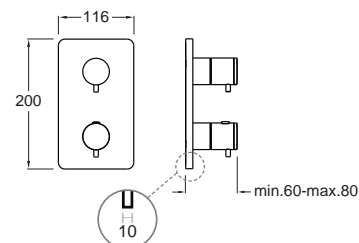
75 brushed black chrome  
77 brushed metallic  
96P PVD brushed gold brass

### CRIBA753

**51 chrome** 13 black matt 15 alux 34P PVD brushed rose gold 72 polished black chrome

75 brushed black chrome  
77 brushed metallic  
96P PVD brushed gold brass

## CRIBA752/CRIBA753



CRICR15442Q00

CRICR15441Q00

## CRIBA753

IT con deviatore a 3 uscite  
DE mit 3 wenge umsteller  
FR avec inverseur 3 sorties  
EN with 3 outlet diverter  
ES con desviador 3 salidas

## CRIBA102

IT con deviatore a 2 uscite  
DE mit 2 wenge umsteller  
FR avec inverseur 2 sorties  
EN with 2 outlet diverter  
ES con desviador 2 salidas



IT Set esterno monocomando vasca a parete, piastra in metallo, con miscelazione meccanica, deviatore, bocca con punto d'erogazione 180 mm, doccetta anticalcare, supporto fisso, presa d'acqua, flessibile long life\*\*\*\*, da completarsi con parte incasso CRICS100 (comando a destra), CRICS101 (comando a sinistra)  
DE Fertigmontageset Wannen-Wandeinhandmischer, Abdeckplatte aus Metall, mit mechanischer Mischung, Auslauflänge 180 mm, Handbrause mit Antikalk-System, Halter für Wandmontage, Wandanschlussbogen, Brauseschlauch Long Life\*\*\*\*, zu vervollständigen mit Unterputz-Einbaukörper CRICS100 (rechte Kartusche) CRICS101 (linke Kartusche)  
FR Groupe extérieur monocommande mural baignoire, plaque en métal, réglage mécanique, bec déverseur longueur 180 mm, douchette anticalcaire, support fixe, arrivée d'eau, flexible long life\*\*\*\*, à compléter avec le corps d'encastrement CRICS100 (commande droite) CRICS101 (commande gauche)  
EN External single-control wall-mounted bathtub set, metal plate, with mechanical mixing, spout length 180 mm, anti-scale hand shower, fixed support, water outlet, long-life hose\*\*\*\*, for completion with recessed part CRICS100 (controls on the right) CRICS101 (controls on the left)  
ES Kit exterior monomando para bañera, de pared, placa de metal, con mezcla mecánica, caño con boca de salida de 180 mm, ducha de mano antical, soporte fijo, toma de agua, flexo Long Life\*\*\*\*, a completar con cuerpo empotrado CRICS100 (mandos a la derecha) o CRICS101 (mandos a la izquierda)

### CRIBA102

**51 chrome** 13 black matt 15 alux 34P PVD brushed rose gold 72 polished black chrome

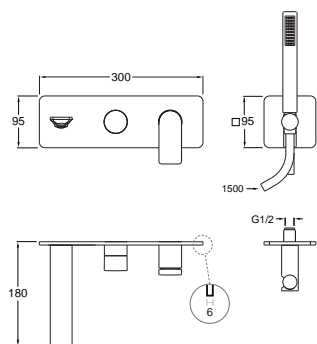
75 brushed black chrome  
77 brushed metallic  
96P PVD brushed gold brass

### CRIBA103

**51 chrome** 13 black matt 15 alux 34P PVD brushed rose gold 72 polished black chrome

75 brushed black chrome  
77 brushed metallic  
96P PVD brushed gold brass

## CRIBA102/CRIBA103



9 1/2 min (3 bar)

CRICS100 p. 679

CRICS101 p. 679

CRICR24272Q00

CRICR21796Q00

CRICR24272Q00

CRICR14410Q00

## CRIBA103

IT con deviatore a 3 uscite  
DE mit 3 wenge umsteller  
FR avec inverseur 3 sorties  
EN with 3 outlet diverter  
ES con desviador 3 salidas

## CRIBA100



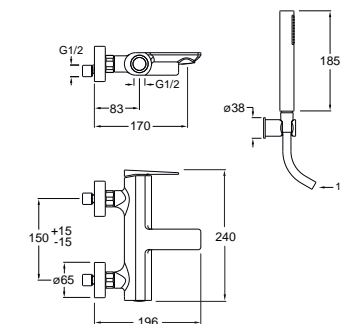
IT Miscelatore monocomando vasca esterno a parete, con miscelazione meccanica, deviatore automatico a 2 uscite, bocca con punto d'erogazione 170 mm, doccetta anticalcare, supporto fisso, flessibile long life\*\*\*\*  
DE Aufputz Wannen-Wandeinhandmischer, mit mechanischer Mischung, automatischem 2-Wege-Umsteller, Auslauflänge 170 mm, Handbrause mit Antikalk-System, Halter für Wandmontage und Brauseschlauch Long Life\*\*\*\*  
FR Mitigeur monocommande mural extérieur de baignoire, réglage mécanique, inverseur automatique 2 sorties, bec déverseur longueur 170 mm, douchette anticalcaire, support fixe, flexible long life\*\*\*\*  
EN Single-control wall-mounted external bathtub mixer, with mechanical mixing, 2-outlet automatic diverter, spout length 170 mm, anti-scale hand shower, fixed support, long-life hose \*\*\*\*  
ES Mezclador monomando para bañera, exterior de pared, con mezcla mecánica, inversor automático de 2 salidas, caño con boca de salida de 170 mm, ducha de mano antical, soporte fijo y flexo Long Life\*\*\*\*

### CRIBA100

**51 chrome** 13 black matt 15 alux 34P PVD brushed rose gold 72 polished black chrome

75 brushed black chrome  
77 brushed metallic  
96P PVD brushed gold brass

## CRIBA100



9 1/2 min (3 bar)

CRICR17734Q00

CRIPR14794Q\_

## CRIBA107



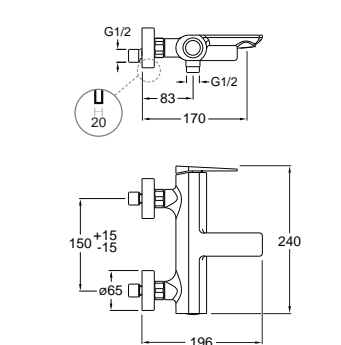
IT Miscelatore monocomando vasca esterno a parete, con miscelazione meccanica, deviatore automatico a 2 uscite, bocca con punto d'erogazione 170 mm  
DE Aufputz Wannen-Wandeinhandmischer, mit mechanischer Mischung, automatischem 2-Wege-Umsteller und Auslauflänge 170 mm  
FR Mitigeur monocommande mural de baignoire, réglage mécanique, inverseur automatique 2 sorties, bec déverseur longueur 170 mm  
EN Single-control wall-mounted external bath mixer, with mechanical mixing, automatic diverter with 2 outlets, spout length 170 mm  
ES Mezclador monomando para bañera, exterior de pared, con mezcla mecánica, inversor automático de 2 salidas, caño con boca de salida de 170 mm

### CRIBA107

**51 chrome** 13 black matt 15 alux 34P PVD brushed rose gold 72 polished black chrome

75 brushed black chrome  
77 brushed metallic  
96P PVD brushed gold brass

## CRIBA107



CRICR17734Q00

CRIPR14794Q\_

## CRIBA181



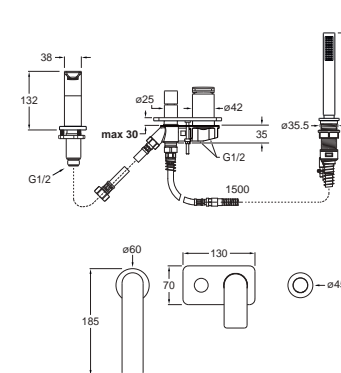
IT Miscelatore monocomando bordo vasca 4 fori da piano ispezionabile, piastra in metallo, con miscelazione meccanica, deviatore automatico a 2 uscite, bocca con punto d'erogazione 140 mm, doccetta anticalcare estraibilee FOLLOW ME \*\*\*\*\*, completo di parte incasso  
DE Zur Reinigung demontierbarer 4-Loch Wannenrand-Einhandmischer, Abdeckplatte aus Metall, mit mechanischer Mischung, automatischem 2-Wege-Umsteller, Auslauflänge 140 mm, ausziehbare Handbrause mit Antikalk-System und FOLLOW ME\*\*\*\*\*, inkl. Unterputz-Einbaukörper  
FR Mitigeur monocommande bord baignoire 4 trous sur plage accessible pour l'inspection, plaque en métal, réglage mécanique, inverseur automatique 2 sorties, bec déverseur longueur 140 mm, douchette anticalcaire extractible et FOLLOW ME \*\*\*\*\*, avec corps d'encastrement  
EN Inspectable single-control deck-mounted 4-hole bath edge mixer, with mechanical mixing, 2-outlet automatic diverter, spout length 140 mm, extractable anti-scale hand shower and FOLLOW ME\*\*\*\*\*, complete with recessed part  
ES Mezclador monomando para borde bañera, 4 orificios, de repisa, inspeccionable, placa de metal, con mezcla mecánica, inversor automático de 2 salidas, caño con boca de salida de 140 mm, ducha de mano antical extraible y FOLLOW ME\*\*\*\*\*, dotado de cuerpo empotrado

### CRIBA181

**51 chrome** 13 black matt 15 alux 34P PVD brushed rose gold 72 polished black chrome

75 brushed black chrome  
77 brushed metallic  
96P PVD brushed gold brass

## CRIBA181



9 1/2 min (3 bar)

CRICR24272Q00

## CRIBA189



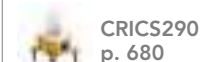
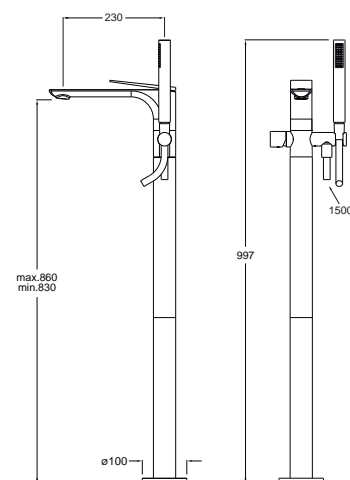
- IT Set esterno monocomando vasca a pavimento, con miscelazione meccanica, doccetta anticalcare a miscelazione meccanica indipendente, flessibile long life\*\*\*\*, da completarsi con parte incasso CRICS290
- DE Fertigmontageset Wannen-Einhandmischer bodenstehend, mit mechanischer Mischung, Handbrause mit Antikalk-System mit separater mechanischer Mischung, Brauseschlauch Long Life\*\*\*\*, zu vervollständigen mit Unterputz-Einbaukörper CRICS290
- FR Groupe extérieur monocommande de baignoire sur pied, réglage mécanique, douchette anticalcaire à réglage mécanique indépendant, flexible long life\*\*\*\*, à compléter avec le corps d'encastrement CRICS290
- EN External single-control floor-standing bathtub set, with mechanical mixing, anti-scale hand shower with independent mechanical mixing, long-life hose\*\*\*\*, for completion with recessed part CRICS290
- ES Kit exterior monomando para bañera, de suelo, con mezcla mecánica, ducha de mano antical de mezcla mecánica independiente, flexo Long Life\*\*\*\*, a completar con cuerpo empotrado CRICS290

### CRIBA189

51 chrome 13 black matt 15 alux 34P PVD brushed rose gold 72 polished black chrome

75 brushed black chrome 96P PVD brushed gold brass 77 brushed metallic

## CRIBA189



## CRIBA121

- IT con deviatore a 2 uscite  
DE mit 2 wenge umsteller  
FR avec inverseur 2 sorties  
EN with 2 outlet diverter  
ES con desviador 2 salidas



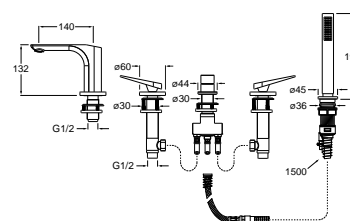
- IT Miscelatore bicomando bordo vasca 5 fori da piano ispezionabile, con miscelazione meccanica, deviatore a 2 uscite, bocca con punto d'erogazione 140 mm, doccetta anticalcare estraibile e FOLLOW ME \*\*\*\*\*, completo di parte incasso
- DE Zur Reinigung demontierbare 5-Loch Wannenrand-Zweigriffbatterie, mit mechanischer Mischung, 2-Wege-Umsteller, Auslauflänge 140 mm, ausziehbarer Handbrause mit Antikalk-System, FOLLOW ME\*\*\*\*, inkl. Unterputz-Einbaukörper
- FR Mélangeur double commande bord baignoire 5 trous sur plage accessible pour l'inspection, réglage mécanique, inverseur 2 sorties, bec déverseur longueur 140 mm, douchette anticalcaire extractible et FOLLOW ME \*\*\*\*\*, avec corps d'encastrement
- EN Inspectable dual-control deck-mounted 5-hole bath edge mixer, with mechanical mixing, 2-outlet diverter, spout length 140 mm, extractable anti-scale hand shower and FOLLOW ME\*\*\*\*, complete with recessed part
- ES Mezclador bimando para borde bañera, 5 orificios, de repisa, inspeccionable, con mezcla mecánica, inversor de 2 salidas, caño con boca de salida de 140 mm, ducha de mano antical extraíble y FOLLOW ME\*\*\*\*, dotado de cuerpo empotrado

### CRIBA121

51 chrome 13 black matt 15 alux 34P PVD brushed rose gold 72 polished black chrome

75 brushed black chrome 96P PVD brushed gold brass 77 brushed metallic

## CRIBA121



## CRIBA122

- IT con deviatore a 2 uscite  
DE mit 2 wenge umsteller  
FR avec inverseur 2 sorties  
EN with 2 outlet diverter  
ES con desviador 2 salidas



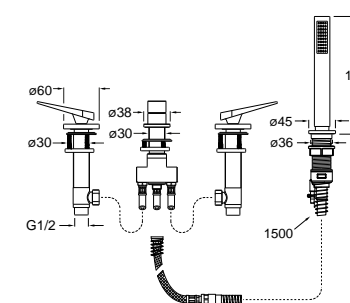
- IT Miscelatore bicomando bordo vasca 4 fori da piano ispezionabile, con miscelazione meccanica, deviatore a 2 uscite, doccetta anticalcare estraibile e FOLLOW ME \*\*\*\*\*, completo di parte incasso
- DE Zur Reinigung demontierbare 4-Loch Wannenrand-Zweigriffbatterie, mit mechanischer Mischung, 2-Wege-Umsteller, ausziehbarer Handbrause mit Antikalk-System, FOLLOW ME\*\*\*\* und Unterputz-Einbaukörper
- FR Mélangeur double commande bord baignoire 4 trous sur plage accessible pour l'inspection, réglage mécanique, inverseur 2 sorties, douchette anticalcaire extractible et FOLLOW ME \*\*\*\*\*, avec corps d'encastrement
- EN Inspectable dual-control deck-mounted 4-hole bathtub edge mixer, with mechanical mixing, 2-outlet diverter, extractable anti-scale hand shower and FOLLOW ME\*\*\*\*, complete with recessed part
- ES Mezclador bimando para borde bañera, 4 orificios, de repisa, inspeccionable, con mezcla mecánica, inversor de 2 salidas, ducha de mano antical extraíble y FOLLOW ME\*\*\*\*, dotado de cuerpo empotrado

### CRIBA122

51 chrome 13 black matt 15 alux 34P PVD brushed rose gold 72 polished black chrome

75 brushed black chrome 96P PVD brushed gold brass 77 brushed metallic

## CRIBA122



## CRIBA484



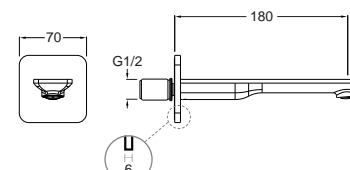
- IT Bocca a parete, attacco da 1/2", punto d'erogazione 180 mm
- DE Wandauslauf, Anschluss 1/2", Auslauflänge 180 mm
- FR Bec déverseur mural, raccord 1/2", longueur 180 mm
- EN Wall-mounted spout, 1/2" connection, spout length 180 mm
- ES Caño de pared, conexión de 1/2", boca de salida de 180 mm

### CRIBA484

51 chrome 13 black matt 15 alux 34P PVD brushed rose gold 72 polished black chrome

75 brushed black chrome 96P PVD brushed gold brass 77 brushed metallic

## CRIBA484



- Per completare la proposta doccia con design coordinato, usa il codice CRIPD776
- Um den Vorschlag mit dem passenden Design zu vervollständigen, verwenden Sie den Kode CRIPD776
- Pour compléter notre proposition pour la douche avec design assorti, utilisez le code CRIPD776



- Per completare la formulazione della vostra offerta, vi invitiamo a consultare i capitoli:
- Completamenti per Doccia/Vasca/Lavabo pag. 632
  - Soffioni & Bracci Doccia pag. 598
  - Accessori Contemporary Collection pag. 334



- Um die Ihr Angebot zusammenzustellen, bitten wie Sie die einzelnen Kapitel zu beachten:
- Vervollständigungen für Dusche/Bad/Waschtisch Seite 632
  - Kopfbrausen & Duscharme Seite 598
  - Vervollständigungen Contemporary Collection Seite 334

- To complete the offer of your design coordinated shower solution, please use the code CRIPD776
- Para completar la propuesta ducha con un diseño coordinado, utilizar el código CRIPD776

- To complete the drafting of your offer, please see the following chapters:
- Completions for Shower/Bath/Washbasin page 632
  - Showerheads & Shower Arms page 598
  - Accessories Contemporary Collection page 334

- Para completar la elaboración de su oferta, le invitamos a consultar los siguientes capítulos:
- Complementos para ducha/bañera/lavabo pág. 632
  - Rociadores & Brazos de ducha pág. 598
  - Accesorios Contemporary Collection pág. 334

Contemporary Collection

# Bollicine

Design Patented - IT

CRISTINA Design Lab



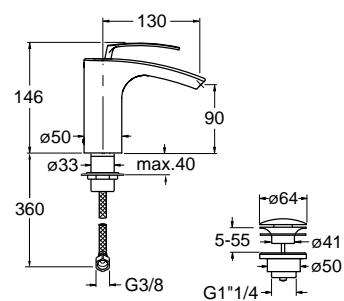
**CRIBO220**  
REGULAR



- IT Miscelatore monocomando Lavabo Regular monoforo da piano, con miscelazione meccanica, effetto "cascata"
- DE 1-Loch Waschtisch-Einhandmischer Regular, mit mechanischer Mischung,, mit Wasserfall Funktion
- FR Mitigeur monocommande de Lavabo Regular monotrou sur plage, réglage mécanique, effet « cascade »
- EN Regular single-control deck-mounted single-hole washbasin mixer, with mechanical mixing, "waterfall" effect
- ES Mezclador monomando para lavabo Regular, 1 orificio, de repisa, con mezcla mecánica, salida en cascada

**CRIBO220**  
51 chrome

**CRIBO220**



12 1/2 min (3 bar)

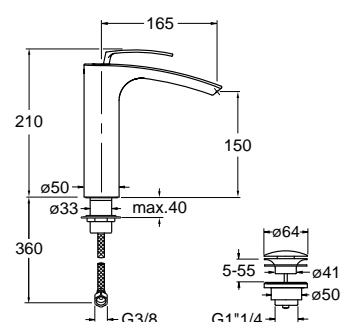


**CRIBO920**  
REGULAR



**CRIBO920**  
51 chrome

**CRIBO227**



12 1/2 min (3 bar)



**CRIBO227**  
MEDIUM



- IT Miscelatore monocomando Lavabo Medium monoforo da piano, con miscelazione meccanica, effetto "cascata"
- DE 1-Loch Waschtisch-Einhandmischer Medium, mit mechanischer Mischung,, mit Wasserfall Funktion
- FR Mitigeur monocommande de Lavabo Medium monotrou sur plage, réglage mécanique, effet « cascade »
- EN Medium single-control deck-mounted single-hole washbasin mixer, with mechanical mixing, "waterfall" effect
- ES Mezclador monomando para lavabo Medium, 1 orificio, de repisa, con mezcla mecánica, salida en cascada

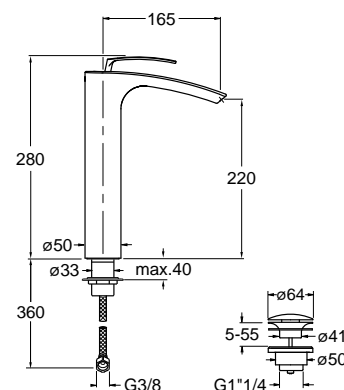
**CRIBO227**  
51 chrome

**CRIBO927**  
MEDIUM



**CRIBO927**  
51 chrome

**CRIBO228**



12 1/2 min (3 bar)



**CRIBO228**  
TALL



- IT Miscelatore monocomando Lavabo Tall monoforo da piano, con miscelazione meccanica, effetto "cascata"
- DE 1-Loch Waschtisch-Einhandmischer Tall, mit mechanischer Mischung,, mit Wasserfall Funktion
- FR Mitigeur monocommande de Lavabo Tall monotrou sur plage, réglage mécanique, effet « cascade »
- EN Tall single-control deck-mounted single-hole washbasin mixer, with mechanical mixing, "waterfall" effect
- ES Mezclador monomando para lavabo Tall, 1 orificio, de repisa, con mezcla mecánica, salida en cascada

**CRIBO228**  
51 chrome

**CRIBO928**  
TALL



**CRIBO928**  
51 chrome

**CRIBO205**  
REGULAR



- IT Miscelatore bicomando Lavabo Regular 3 fori da piano, con miscelazione meccanica, effetto "cascata"
- DE 3-Loch Zweigriff-Waschtischbatterie Regular, mit mechanischer Mischung,, mit Wasserfall Funktion
- FR Mélangeur double commande de Lavabo Regular 3 trous sur plage, réglage mécanique, effet « cascade »
- EN Regular dual-control deck-mounted 3-hole washbasin mixer, with mechanical mixing, "waterfall" effect
- ES Mezclador bimando para lavabo Regular, 3 orificios, de repisa, con mezcla mecánica, salida en cascada

**CRIBO205**  
51 chrome

**CRIBO905**  
51 chrome

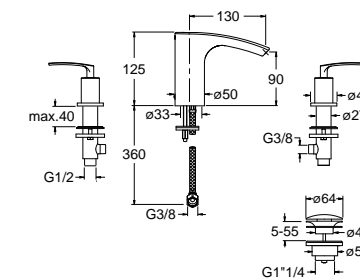
**CRIBO905**  
REGULAR



**CRIBO205**  
51 chrome

**CRIBO905**  
51 chrome

**CRIBO205**



12 1/2 min (3 bar)



**CRIBO290**

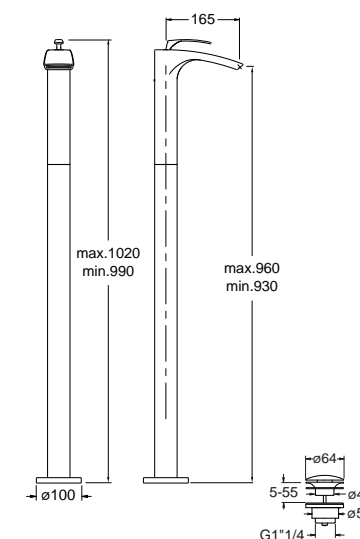


- IT Set esterno monocomando Lavabo monoforo a pavimento, con miscelazione meccanica, effetto "cascata", da completarsi con parte incasso CRICS290
- DE Fertigmontageset 1-Loch Waschtisch-Einhandmischer bodenstehend, mit mechanischer Mischung,, mit Wasserfall Funktion, zu vervollständigen mit Unterputz-Einbaukörper CRICS290
- FR Groupe extérieur monocommande de Lavabo monotrou sur pied, réglage mécanique, effet « cascade », à compléter avec le corps d'encastrement CRICS290
- EN External single-control wall-mounted washbasin set, with mechanical mixing, "waterfall" effect, for completion with recessed part CRICS290
- ES Kit exterior monomando para lavabo, 1 orificio, de suelo, con mezcla mecánica, salida en cascada, a completar con cuerpo empotrado CRICS290


**CRIBO290**  
51 chrome

**CRIBO990**  
51 chrome

**CRIBO290**



12 1/2 min (3 bar)



**CRIBO256**  
REGULAR



IT Set esterno monocomando Lavabo Regular a parete, piastra in metallo, con miscelazione meccanica, bocca con punto d'erogazione 172 mm, effetto "cascata", da completarsi con parte incasso CRICS200 (comando a destra), CRICS201 (comando a sinistra)

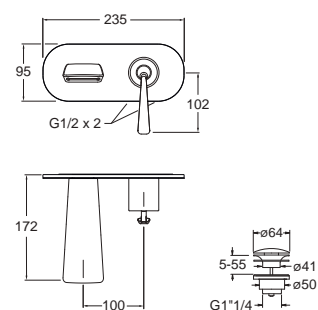
DE Fertigmontageset Waschtisch-Wandeinhandmischer Regular, Abdeckplatte aus Metall, mit mechanischer Mischung,, Auslauflänge 172 mm, mit Wasserfall Funktion, zu vervollständigen mit Unterputz-Einbaukörper CRICS200 (rechte Kartusche) CRICS201 (linke Kartusche)

FR Groupe extérieur monocommande mural de Lavabo Regular, plaque en métal, réglage mécanique, bec déverseur longueur 172 mm, effet « cascade », à compléter avec le corps d'encastrement CRICS200 (commande à droite) CRICS201 (commande à gauche)

EN Regular external single-control wall-mounted washbasin set, metal plate, with mechanical mixing, spout length 172 mm, "waterfall" effect, for completion with recessed part CRICS200 (control on the right) CRICS201 (control on the left)

ES Kit exterior monomando para lavabo Regular, de pared, placa de metal, con mezcla mecánica, caño con boca de salida de 172 mm, salida en cascada, a completar con cuerpo empotrado CRICS200 (mando a la derecha) o CRICS201 (mando a la izquierda)

**CRIBO256**



9 1/2 min (3 bar)

**CRICS200**  
p. 678

**CRICS201**  
p. 678

**CRICR24272Q00**

**CRIBO956**  
REGULAR



**CRIBO242**  
REGULAR



IT Set esterno bicomando Lavabo Regular a parete, piastra in metallo, con miscelazione meccanica, bocca con punto d'erogazione 170 mm, effetto "cascata", da completarsi con parte incasso CRICS233 (comandi laterali)

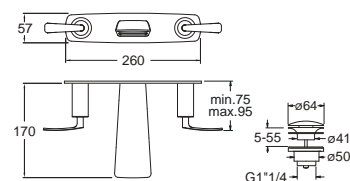
DE Fertigmontageset Zweigriff-Waschtischbatterie für Wandmontage Regular, Abdeckplatte aus Metall, mit mechanischer Mischung,, Auslauflänge 170 mm, mit Wasserfall Funktion, zu vervollständigen mit Unterputz-Einbaukörper CRICS233 (seitliche Kartuschen)

FR Groupe extérieur double commande mural de Lavabo Regular, plaque en métal, réglage mécanique, bec déverseur longueur 170 mm, effet « cascade », à compléter avec le corps d'encastrement CRICS233 (commandes latérales)

EN Regular external dual-control wall-mounted washbasin set, metal plate, with mechanical mixing, spout length 170 mm, "waterfall" effect, for completion with recessed part CRICS233 (controls on the sides)

ES Kit exterior bimando para lavabo Regular, de pared, placa de metal, con mezcla mecánica, caño con boca de salida de 170 mm, salida en cascada, a completar con cuerpo empotrado CRICS233 (mandos laterales)

**CRIBO242**



9 1/2 min (3 bar)

**CRICS233**  
p. 678

**CRIVT4725Q00**

**CRIVT4726Q00**

**CRIBO942**  
REGULAR



**CRIBO242**

51 chrome

**CRIBO942**

51 chrome

**CRIBO320**



**CRIBO370**



**CRIBO330**



**CRIBO380**



**CRIBO686**



IT Miscelatore monocomando Bidet monoforo da piano, con miscelazione meccanica, effetto "cascata"

DE 1-Loch Einhandmischer für das Bidet, mit mechanischer Mischung, mit Wasserfall Funktion

FR Mitigeur monocommande de bidet monotrou sur plage, réglage mécanique, effet « cascade »

EN Single-control deck-mounted single-hole bidet mixer, with mechanical mixing, "waterfall" effect

ES Mezclador monomando para bidé, 1 orificio, de repisa, con mezcla mecánica, salida en cascada

**CRIBO320**

51 chrome

**CRIBO370**

51 chrome

IT Miscelatore bicomando Bidet 3 fori da piano, con miscelazione meccanica, effetto "cascata"

DE 3-Loch Zweigriff-Mischbatterie für das Bidet, mit mechanischer Mischung, mit Wasserfall Funktion

FR Mélangeur double commande de bidet 3 trous sur plage, réglage mécanique, effet « cascade »

EN Dual-control deck-mounted 3-hole bidet mixer, with mechanical mixing, "waterfall" effect

ES Mezclador bimando para bidé, 3 orificios, de repisa, con mezcla mecánica, salida en cascada

**CRIBO330**

51 chrome

**CRIBO380**

51 chrome

IT Set esterno monocomando doccia a parete, piastra in metallo, con miscelazione meccanica, da completarsi con parte incasso CRICS535

DE Fertigmontageset Einhandmischer für Duschsystem für Wandmontage, Abdeckplatte aus Metall, mit mechanischer Mischung, mit Unterputz-Einbaukörper CRICS535 zu vervollständigen

FR Groupe extérieur monocommande mural de douche, plaque en métal, réglage mécanique, à compléter avec le corps d'encastrement CRICS535

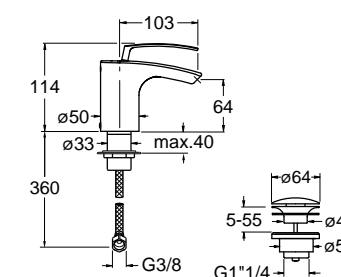
EN External single-control wall-mounted shower set, metal plate, with mechanical mixing, for completion with recessed part CRICS535

ES Kit exterior monomando para ducha, de pared, placa de metal, con mezcla mecánica, a completar con cuerpo empotrado CRICS535

**CRIBO686**

51 chrome

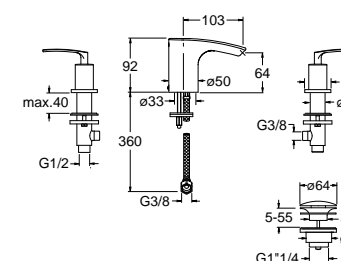
**CRIBO320**



12 1/2 min (3 bar)

**CRICR19082Q00**

**CRIBO330**

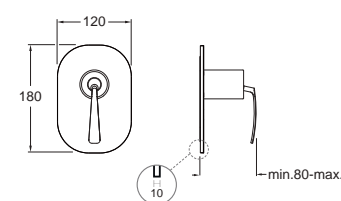


12 1/2 min (3 bar)

**CRIVT6687Q00**

**CRIVT6875Q00**

**CRIBO686**




**CRICS535**  
p. 680

**CRICR24272Q00**

### CRIBO689

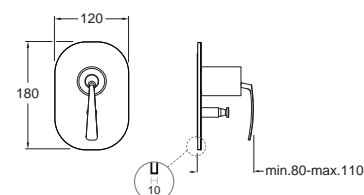


 \* per uso vasca, acquistare anche CRIPR15268Q...  
/ for bathtub use, purchase also CRIPR15268Q...

- IT Set esterno monocomando doccia a parete, piastra in metallo, con miscelazione meccanica, deviatore automatico a 2 uscite, da completarsi con parte incasso CRICS535
- DE Fertigmontageset Brause-Wandeinhandmischer, Abdeckplatte aus Metall, mit mechanischer Mischung, automatischem 2-Wege-Umsteller, zu vervollständigen mit Unterputz-Einbaukörper CRICS535
- FR Groupe extérieur monocommande mural douche, plaque en métal, réglage mécanique, inverseur automatique 2 sorties, à compléter avec le corps d'encastrement CRICS535
- EN External single-control wall-mounted shower set, metal plate, with mechanical mixing, 2-outlet automatic diverter, for completion with recessed part CRICS535
- ES Kit exterior monomando para ducha, de pared, placa de metal, con mezcla mecánica, inversor automático de 2 salidas, a completar con cuerpo empotrado CRICS535

**CRIBO689**  
51 chrome

### CRIBO689



-  **CRICS535**  
p. 680
-  CRICR24272Q00
-  CRIAC827
-  CRIPR15268Q

### CRIBO102

- IT con deviatore a 2 uscite
- DE mit 2 wenge umsteller
- FR avec inverseur 2 sorties
- EN with 2 outlet diverter
- ES con desviador 2 salidas

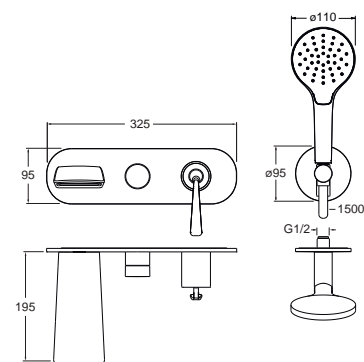


- IT Set esterno monocomando vasca a parete, piastra in metallo, con miscelazione meccanica, deviatore, bocca con punto d'erogazione 195 mm, doccetta anticalcare a getto regolabile, supporto fisso, presa d'acqua, flessibile long life\*\*\*\*, effetto "cascata", da completarsi con parte incasso CRICS100 (comando a destra), CRICS101 (comando a sinistra)
- DE Fertigmontageset Wannen-Wandeinhandmischer, Abdeckplatte aus Metall, mit mechanischer Mischung, Auslauflänge 195 mm, Handbrause mit Antikalk-System und einstellbarem Wasserstrahl, Halter für Wandmontage, Wandanschlussbogen, Brauseschlauch Long Life\*\*\*\*, mit Wasserfall Funktion, zu vervollständigen mit Unterputz-Einbaukörper CRICS100 (rechte Kartusche) CRICS101 (linke Kartusche)
- FR Groupe extérieur monocommande mural de baignoire, plaque en métal, réglage mécanique, bec déverseur longueur 195 mm, douchette anticalcaire à jet réglable, support fixe, prise d'eau, flexible long life\*\*\*\*, effet « cascade », à compléter avec le corps d'encastrement CRICS100 (commandes à droite) CRICS101 (commandes à gauche)
- EN External single-control wall-mounted bathtub set, metal plate, with mechanical mixing, spout length 195 mm, anti-scale hand shower with adjustable jet, fixed support, water outlet, long-life hose\*\*\*\*, "waterfall" effect, for completion with recessed part CRICS100 (controls on the right) CRICS101 (controls on the left)
- ES Kit exterior monomando para bañera, de pared, placa de metal, con mezcla mecánica, caño con boca de salida de 195 mm, ducha de mano antical de chorro regulable, soporte fijo, toma de agua, flexo Long Life\*\*\*\*, salida en cascada, a completar con cuerpo empotrado CRICS100 (mandos a la derecha) o CRICS101 (mandos a la izquierda)

**CRIBO102**  
51 chrome

**CRIBO103**  
51 chrome

### CRIBO102/CRIBO103



-  9/16 min (3 bar)
-  **CRICS100**  
p. 679
-  **CRICS101**  
p. 679
-  CRICR24272Q00
-  CRICR21796Q00
-  CRICR24272Q00
-  CRICR14410Q00

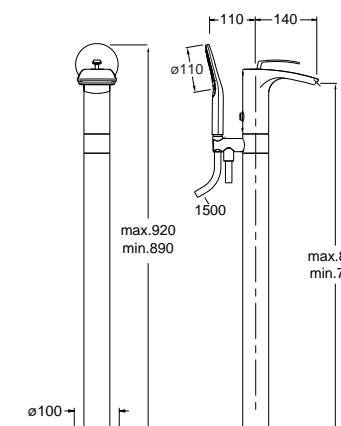
### CRIBO190






- IT Set esterno monocomando vasca a pavimento, con miscelazione meccanica, deviatore automatico, doccetta anticalcare, flessibile long life\*\*\*\*, effetto "cascata", da completarsi con parte incasso CRICS290
- DE Fertigmontageset Wannen-Einhandmischer bodenstehend, mit mechanischer Mischung, automatischem Umsteller, Handbrause mit Antikalk-System mit einstellbarem Wasserstrahl, Brauseschlauch Long Life\*\*\*\*, mit Wasserfall Funktion, zu vervollständigen mit Unterputz-Einbaukörper CRICS290
- FR Groupe extérieur monocommande de baignoire sur pied, réglage mécanique, inverseur automatique, douchette anticalcaire à jet réglable, flexible long life\*\*\*\*, effet « cascade », à compléter avec le corps d'encastrement CRICS290
- EN External single-control floor-standing bathtub set, with mechanical mixing, automatic diverter, anti-scale hand shower with adjustable jet, long-life hose\*\*\*\*, "waterfall" effect, for completion with recessed part CRICS290
- ES Kit exterior monomando para bañera, de suelo, con mezcla mecánica, inversión automática, ducha de mano antical de chorro regulable, flexo Long Life\*\*\*\*, salida en cascada, a completar con cuerpo empotrado CRICS290

**CRIBO190**  
51 chrome

### CRIBO190



-  9/16 min (3 bar)
-  **CRICS290**  
p. 680
-  CRICR24272Q00

### CRIBO114

- IT con deviatore a 2 uscite
- DE mit 2 wenge umsteller
- FR avec inverseur 2 sorties
- EN with 2 outlet diverter
- ES con desviador 2 salidas

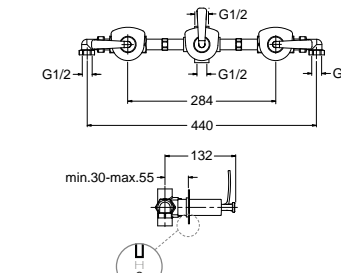


- IT Miscelatore bicomando doccia/vasca 3 fori a parete, con miscelazione meccanica, deviatore, completo di parte incasso
- DE 3-Loch Wannen-/Brause-Zweigriffbatterie für Wandmontage, mit mechanischer Mischung, mit Unterputz-Einbaukörper
- FR Mitigeur mural double commande baignoire/douche 3 trous, réglage mécanique, avec corps d'encastrement
- EN Dual-control wall-mounted 3-hole shower/bathtub mixer, with mechanical mixing, complete with recessed part
- ES Mezclador bimando para ducha/bañera, 3 orificios, de pared, con mezcla mecánica, dotado de cuerpo empotrado

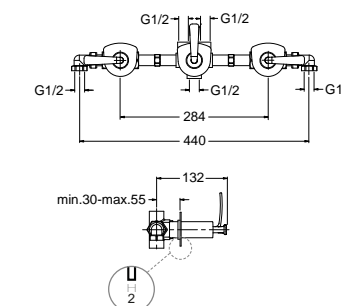
**CRIBO114**  
51 chrome

**CRIBO115**  
51 chrome

### CRIBO114



### CRIBO115



-  CRIVT4725Q00
-  CRIVT4726Q00

### CRIBO111

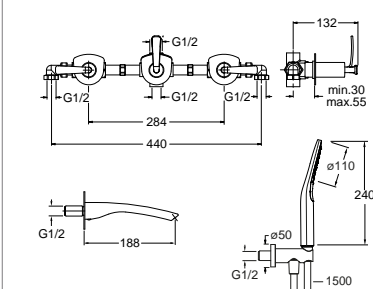


- IT Miscelatore bicomando vasca 3 fori a parete, con miscelazione meccanica, deviatore a 2 uscite, bocca con punto d'erogazione 188 mm effetto "cascata", doccetta anticalcare, supporto fisso, presa d'acqua, flessibile long life\*\*\*\*, completo di parte incasso
- DE 3-Loch Zweigriff-Wannenmischbatterie für Wandmontage, mit mechanischer Mischung, 2-Wege-Umsteller, Auslauflänge 188 mm mit Wasserfall Funktion, Handbrause mit Antikalk-System und einstellbarem Wasserstrahl, Halter für Wandmontage, Wandanschlussbogen, Brauseschlauch Long Life\*\*\*\*, inkl. Unterputz-Einbaukörper
- FR Mélangeur double commande mural de baignoire 3 trous, réglage mécanique, inverseur 2 sorties, bec déverseur longueur 188 mm effet « cascade », douchette anticalcaire à jet réglable, support fixe, prise d'eau, flexible long life\*\*\*\*, avec corps d'encastrement
- EN Dual-control wall-mounted 3-hole bathtub mixer, with mechanical mixing, 2-outlet diverter, spout length 188 mm, "waterfall" effect, adjustable anti-scale hand shower, fixed support, water outlet, long-life hose\*\*\*\*, complete with recessed part
- ES Mezclador bimando para bañera, 3 orificios, de pared, con mezcla mecánica, inversor de 2 salidas, caño con boca de salida de 188 mm, salida en cascada, ducha de mano antical de chorro regulable, soporte fijo, toma de agua, flexo Long Life\*\*\*\*, dotado de cuerpo empotrado

#### CRIBO111

51 chrome

#### CRIBO111



CRIVT4725Q00

CRIVT4726Q00

### CRIBO113

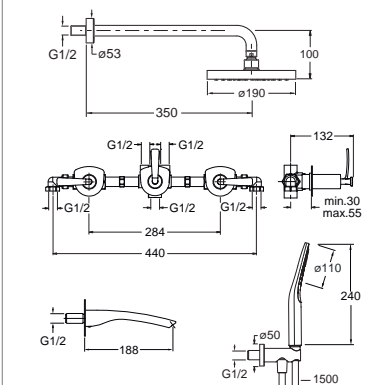


- IT Miscelatore bicomando vasca 3 fori a parete, con miscelazione meccanica, deviatore a 3 uscite, bocca con punto d'erogazione 188 mm effetto "cascata", soffione anticalcare ispezionabile Ø 190 mm, braccio a parete, doccetta anticalcare, supporto fisso, presa d'acqua, flessibile long life\*\*\*\*, completo di parte incasso
- DE 3-Loch Zweigriff-Wannenmischbatterie für Wandmontage, mit mechanischer Mischung, 3-Wege-Umsteller, Auslauflänge 188 mm mit Wasserfall Funktion, zur Reinigung demontierbare Kopfbrause mit Antikalk-System Ø190 mm, Wandbrausearm, Handbrause mit Antikalk-System und einstellbarem Wasserstrahl, Halter für Wandmontage, Wandanschlussbogen, Brauseschlauch Long Life\*\*\*\*, inkl. Unterputz-Einbaukörper
- FR Mélangeur double commande mural de baignoire 3 trous, réglage mécanique, inverseur 3 sorties, bec déverseur longueur 188 mm effet « cascade », douche de tête anticalcaire accessible pour l'inspection Ø190 mm, bras mural, douchette anticalcaire à jet réglable, support fixe, prise d'eau, flexible long life\*\*\*\*, avec corps d'encastrement
- EN Dual-control wall-mounted 3-hole bathtub mixer, with mechanical mixing, 3-outlet diverter, spout length 188 mm, "waterfall" effect, Ø190 mm inspectable anti-scale showerhead, wall-mounted arm, anti-scale hand shower with adjustable jet, fixed support, water outlet, long-life hose\*\*\*\*, complete with recessed part
- ES Mezclador bimando para bañera, 3 orificios, de pared, con mezcla mecánica, inversor de 3 salidas, caño con boca de salida de 188 mm, salida en cascada, rociador antical inspeccionable Ø 190 mm, brazo de pared, ducha de mano antical de chorro regulable, soporte fijo, toma de agua, flexo Long Life\*\*\*\*, dotado de cuerpo empotrado

#### CRIBO113

51 chrome

#### CRIBO113



CRIVT4725Q00

CRIVT4726Q00

### CRIBO121

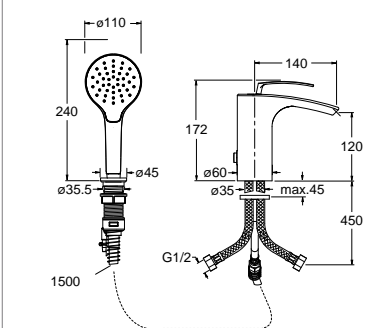


- IT Miscelatore monocomando bordo vasca 2 fori da piano ispezionabile, con miscelazione meccanica, deviatore a 2 uscite, bocca con punto d'erogazione 140 mm effetto "cascata", doccetta anticalcare estraibile e FOLLOW ME \*\*\*\*\*, completo di parte incasso
- DE Zur Reinigung demontierbarer 2-Loch Wannenrand-Einhandmischer, mit mechanischer Mischung, 2-Wege-Umsteller, Auslauflänge 140 mm mit Wasserfall Funktion, ausziehbarer Handbrause mit Antikalk-System und einstellbarem Wasserstrahl und FOLLOW ME\*\*\*\* inkl. Unterputz-Einbaukörper
- FR Mitigeur monocommande bord baignoire 2 trous sur plage accessible pour l'inspection, réglage mécanique, inverseur 2 sorties, bec déverseur longueur 140 mm effet « cascade », douchette anticalcaire extractible à jet réglable et FOLLOW ME \*\*\*\*\*, avec corps d'encastrement
- EN Inspectable single-control deck-mounted 2-hole bath edge mixer, with mechanical mixing, 2-outlet diverter, spout length 140 mm, "waterfall" effect, extractable anti-scale hand shower with adjustable jet and FOLLOW ME\*\*\*\*, complete with recessed part
- ES Mezclador monomando para borde bañera, 2 orificios, de repisa, inspeccionable, con mezcla mecánica, inversor de 2 salidas, caño con boca de salida de 140 mm, salida en cascada, ducha de mano antical extraíble de chorro regulable y FOLLOW ME\*\*\*\*, dotado de cuerpo empotrado

#### CRIBO121

51 chrome

#### CRIBO121



CRICR17734Q00

### CRIBO126

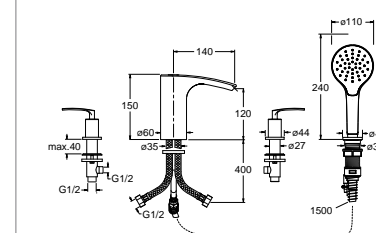


- IT Miscelatore bicomando bordo vasca 4 fori da piano ispezionabile, con miscelazione meccanica, deviatore a 2 uscite, bocca con punto d'erogazione 140 mm effetto "cascata", doccetta anticalcare estraibile e FOLLOW ME \*\*\*\*\*, completo di parte incasso
- DE Zur Reinigung demontierbarer 4-Loch Wannenrand-Zweigriffbatterie, mit mechanischer Mischung, 2-Wege-Umsteller, Auslauflänge 140 mm mit Wasserfall Funktion, ausziehbarer Handbrause mit Antikalk-System und einstellbarem Wasserstrahl und FOLLOW ME\*\*\*\* inkl. Unterputz-Einbaukörper
- FR Mélangeur double commande bord baignoire 4 trous sur plage accessible pour l'inspection, réglage mécanique, inverseur 2 sorties, bec déverseur longueur 140 mm effet « cascade », douchette anticalcaire extractible à jet réglable et FOLLOW ME \*\*\*\*\*, avec corps d'encastrement
- EN Inspectable dual-control deck-mounted 4-hole bath edge mixer, with mechanical mixing, 2-outlet diverter, spout length 140 mm, "waterfall" effect, extractable anti-scale hand shower with adjustable jet and FOLLOW ME\*\*\*\*, complete with recessed part
- ES Mezclador bimando para borde bañera, 4 orificios, de repisa, inspeccionable, con mezcla mecánica, inversor de 2 salidas, caño con boca de salida de 140 mm, salida en cascada, ducha de mano antical extraíble de chorro regulable y FOLLOW ME\*\*\*\*, dotado de cuerpo empotrado

#### CRIBO126

51 chrome

#### CRIBO126



CRIVT6687Q00

CRIVT6875Q00

CRIPR14794Q\_

### CRIBO484

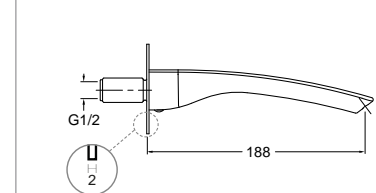


- IT Bocca a parete, attacco da 1/2", punto d'erogazione 188 mm, effetto "cascata"
- DE Wandauslauf, Anschluss 1/2", Auslauflänge 188 mm, mit Wasserfall Funktion
- FR Bec déverseur mural, raccord 1/2", longueur 188 mm, effet « cascade »
- EN Wall-mounted spout, 1/2" connection, spout length 188 mm, "waterfall" effect
- ES Caño de pared, conexión de 1/2", boca de salida de 188 mm, salida en cascada

#### CRIBO484

51 chrome

#### CRIBO484



- Per completare la proposta doccia con design coordinato, usa il codice CRIPD575
- Um den Vorschlag mit dem passenden Design zu vervollständigen, verwenden Sie den Kode CRIPD575
- Pour compléter notre proposition pour la douche avec design assorti, utilisez le code CRIPD575



- Per completare la formulazione della vostra offerta, vi invitiamo a consultare i capitoli:
- Completamenti per Doccia/Vasca/Lavabo pag. 632
- Soffioni & Bracci Doccia pag. 598
- Accessori Contemporary Collection pag. 334



- Um die Ihr Angebot zusammenzustellen, bitten wie Sie die einzelnen Kapitel zu beachten:
- Vervollständigungen für Dusche/Bad/Waschtisch Seite 632
- Kopfbrausen & Duscharme Seite 598
- Vervollständigungen Contemporary Collection Seite 334

- To complete the offer of your design coordinated shower solution, please use the code CRIPD575
- Para completar la propuesta ducha con un diseño coordinado, utilizar el código CRIPD575

- To complete the drafting of your offer, please see the following chapters:
- Completions for Shower/Bath/Washbasin page 632
- Showerheads & Shower Arms page 598
- Accessories Contemporary Collection page 334

- Para completar la elaboración de su oferta, le invitamos a consultar los siguientes capítulos:
- Complementos para ducha/bañera/lavabo pág. 632
- Rociadores & Brazos de ducha pág. 598
- Accesorios Contemporary Collection pág. 334

Contemporary Collection

**new Botte**

Design Patented - EU

angelettiruzza design

CRISTINA  
RUBINETTERIE



### CRIBT220

REGULAR



IT Miscelatore monocomando Lavabo Regular monoforo da piano, con miscelazione meccanica  
 DE 1-Loch Waschtisch-Einhandmischer Regular, mit mechanischer Mischung  
 FR Mitigeur monocommande de Lavabo Regular monotrou sur plage, réglage mécanique  
 EN Regular single-control deck-mounted single-hole washbasin mixer, with mechanical mixing  
 ES Mezclador monomando para lavabo Regular, 1 orificio, de repisa, con mezcla mecánica

#### CRIBT220

51 chrome 13 black matt 34P PVD brushed rose gold 55P PVD infinity black 76 imperial black

77 brushed metallic 93 brushed brass matt 96P PVD brushed gold brass

#### CRIBT920

51 chrome



### CRIBT920

REGULAR



### CRIBT221

REGULAR

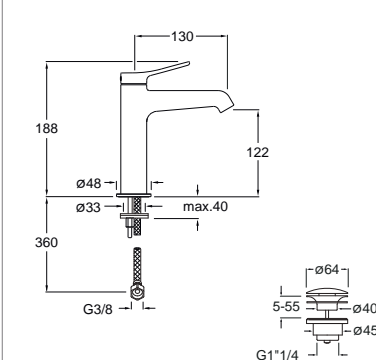
IT Miscelatore monocomando Lavabo Regular monoforo da piano, con miscelazione meccanica, scarico da 1" 1/4 con asta e saltarello  
 DE 1-Loch Waschtisch-Einhandmischer Regular, mit mechanischer Mischung, Ablaufgarnitur 1" 1/4, Zugstange und Stöpsel  
 FR Mitigeur monocommande de Lavabo Regular monotrou sur plage, réglage mécanique, vidage 1" 1/4 avec tirette et bouchon  
 EN Regular single-control deck-mounted single-hole washbasin mixer, with mechanical mixing, 1 1/4" with pop-up drain  
 ES Mezclador monomando para lavabo Regular, 1 orificio, de repisa, con mezcla mecánica y desagüe de 1" 1/4 con varilla y válvula automática

#### CRIBT221

51 chrome 13 black matt 34P PVD brushed rose gold 55P PVD infinity black 76 imperial black

77 brushed metallic 93 brushed brass matt 96P PVD brushed gold brass

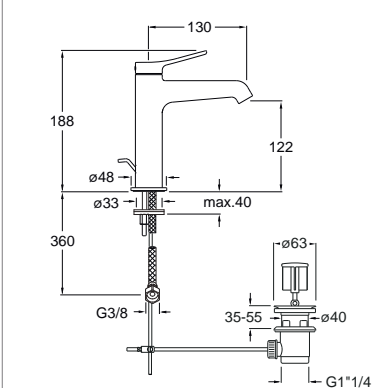
#### CRIBT220



5,6 1/2 min (3 bar)

CRICR24287Q00

#### CRIBT221



5,6 1/2 min (3 bar)

CRICR24287Q00

### CRIBT264

LARGE



IT Miscelatore monocomando Lavabo Large monoforo da piano, con miscelazione meccanica  
 DE 1-Loch Waschtisch-Einhandmischer Large, mit mechanischer Mischung  
 FR Mitigeur monocommande de Lavabo Large monotrou sur plage, réglage mécanique  
 EN Large single-control deck-mounted single-hole washbasin mixer, with mechanical mixing  
 ES Mezclador monomando para lavabo Large, 1 orificio, de repisa, con mezcla mecánica

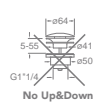
#### CRIBT264

51 chrome 13 black matt 34P PVD brushed rose gold 55P PVD infinity black 76 imperial black

77 brushed metallic 93 brushed brass matt 96P PVD brushed gold brass

#### CRIBT964

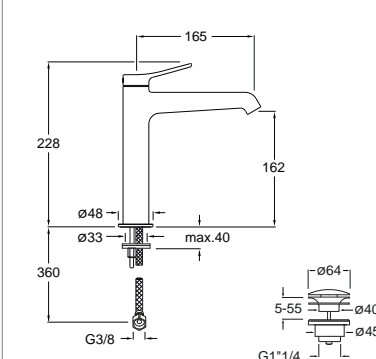
51 chrome



### CRIBT964

LARGE

#### CRIBT264



5,6 1/2 min (3 bar)

CRICR24287Q00

### CRIBT227

MEDIUM



IT Miscelatore monocomando Lavabo Medium monoforo da piano, con miscelazione meccanica  
 DE 1-Loch Waschtisch-Einhandmischer Medium, mit mechanischer Mischung  
 FR Mitigeur monocommande de Lavabo Medium monotrou sur plage, réglage mécanique  
 EN Medium single-control deck-mounted single-hole washbasin mixer, with mechanical mixing  
 ES Mezclador monomando para lavabo Medium, 1 orificio, de repisa, con mezcla mecánica

#### CRIBT227

51 chrome 13 black matt 34P PVD brushed rose gold 55P PVD infinity black 76 imperial black

77 brushed metallic 93 brushed brass matt 96P PVD brushed gold brass

#### CRIBT927

51 chrome



### CRIBT927

MEDIUM

### CRIBT222

TALL



IT Miscelatore monocomando Lavabo Tall monoforo da piano, con miscelazione meccanica  
 DE 1-Loch Waschtisch-Einhandmischer Tall, mit mechanischer Mischung  
 FR Mitigeur monocommande de Lavabo Tall monotrou sur plage, réglage mécanique  
 EN Tall single-control deck-mounted single-hole washbasin mixer, with mechanical mixing  
 ES Mezclador monomando para lavabo Tall, 1 orificio, de repisa, con mezcla mecánica

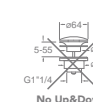
#### CRIBT222

51 chrome 13 black matt 34P PVD brushed rose gold 55P PVD infinity black 76 imperial black

77 brushed metallic 93 brushed brass matt 96P PVD brushed gold brass

#### CRIBT922

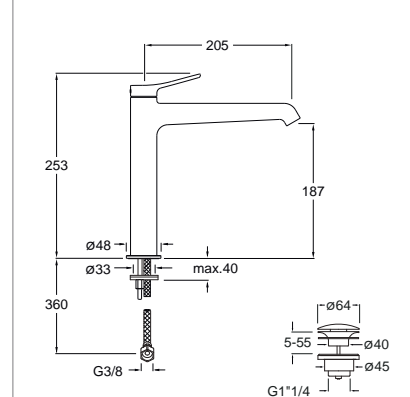
51 chrome



### CRIBT922

TALL

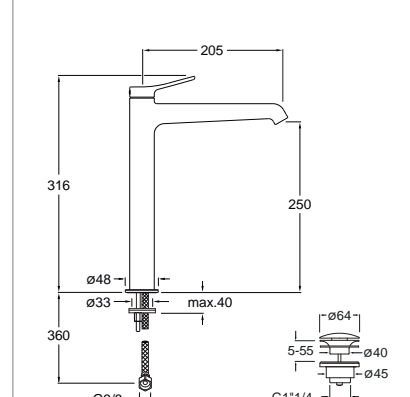
#### CRIBT227



5,6 1/2 min (3 bar)

CRICR24287Q00

#### CRIBT222



5,6 1/2 min (3 bar)

CRICR24287Q00

**CRIBT205**  
REGULAR



- IT Miscelatore bicomando Lavabo Regular 3 fori da piano, con miscelazione meccanica
- DE 3-Loch Zweigriff-Waschtischbatterie Regular, mit mechanischer Mischung
- FR Mélangeur double commande de Lavabo Regular 3 trous sur plage, réglage mécanique
- EN Regular dual-control deck-mounted 3-hole washbasin mixer, with mechanical mixing
- ES Mezclador bimando para lavabo Regular, 3 orificios, de repisa, con mezcla mecánica

**CRIBT205**

51 chrome 13 black matt 34P PVD brushed rose gold 55P PVD infinity black 76 imperial black

77 brushed metallic 93 brushed brass matt 96P PVD brushed gold brass

**CRIBT905**

51 chrome



**CRIBT905**  
REGULAR

**CRIBT290**



- IT Set esterno monocomando Lavabo monoforo a pavimento, con miscelazione meccanica, da completarsi con parte incasso CRICS290
- DE Fertigmontageset 1-Loch Waschtisch-Einhandmischer bodenstehend, mit mechanischer Mischung,, zu vervollständigen mit Unterputz-Einbaukörper CRICS290
- FR Groupe extérieur monocommande de Lavabo monotrou sur pied, réglage mécanique, à compléter avec le corps d'encastrement CRICS290
- EN External single-control wall-mounted washbasin set, with mechanical mixing, for completion with recessed part CRICS290
- ES Kit exterior monomando para lavabo, 1 orificio, de suelo, con mezcla mecánica, a completar con cuerpo empotrado CRICS290

**CRIBT290**

51 chrome 13 black matt 34P PVD brushed rose gold 55P PVD infinity black 76 imperial black

77 brushed metallic 93 brushed brass matt 96P PVD brushed gold brass

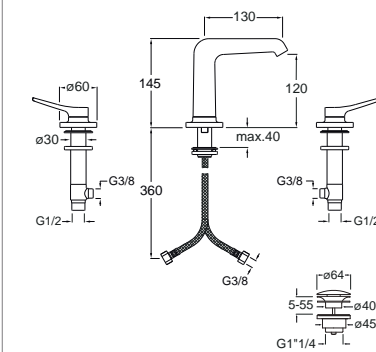
**CRIBT990**

51 chrome



**CRIBT990**

**CRIBT205**

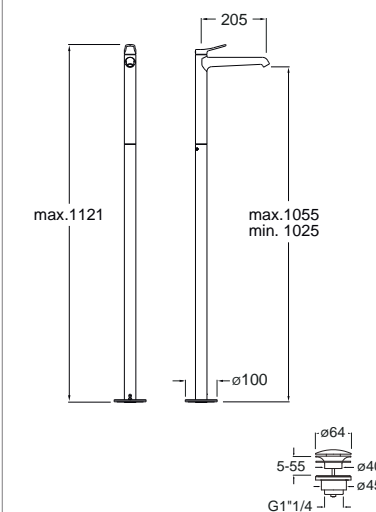


5,6 1/2 min (3 bar)

CRIVT5889Q00

CRIVT5890Q00

**CRIBT290**



5,6 1/2 min (3 bar)

CRICS290 p. 680

CRICR24287Q00

**CRIBT257**  
REGULAR



- IT Set esterno monocomando Lavabo Regular 2 fori a parete, con miscelazione meccanica, bocca con punto d'erogazione 180 mm, da completarsi con parte incasso CRICS200 (comando a destra), CRICS201 (comando a sinistra)
- DE 2-Loch Fertigmontageset Waschtisch-Wandeinhandmischer Regular, mit mechanischer Mischung,, Auslauflänge 180 mm, zu vervollständigen mit Unterputz-Einbaukörper CRICS200 (rechte Kartusche) CRICS201 (linke Kartusche)
- FR Groupe extérieur monocommande mural de Lavabo Regular 2 trous, réglage mécanique, bec déverseur longueur 180 mm, à compléter avec le corps d'encastrement CRICS200 (commande droite) CRICS201 (commande gauche)
- EN Large external single-control wall-mounted 2-hole washbasin set, metal plate, with mechanical mixing, spout length 180 mm, for completion with recessed part CRICS200 (control on the right) CRICS201 (control on the left)
- ES Kit exterior monomando para lavabo Regular, 2 orificios, de pared, con mezcla mecánica, caño con boca de salida de 180 mm, a completar con cuerpo empotrado CRICS200 (mando a la derecha) o CRICS201 (mando a la izquierda)

**CRIBT257**

51 chrome 13 black matt 34P PVD brushed rose gold 55P PVD infinity black 76 imperial black

77 brushed metallic 93 brushed brass matt 96P PVD brushed gold brass

**CRIBT957**

51 chrome



**CRIBT957**  
REGULAR

**CRIBT259**  
LARGE



- IT Set esterno monocomando Lavabo Large 2 fori a parete, con miscelazione meccanica, bocca con punto d'erogazione 225 mm, da completarsi con parte incasso CRICS200 (comando a destra), CRICS201 (comando a sinistra)
- DE 2-Loch Fertigmontageset Waschtisch-Wandeinhandmischer Large, mit mechanischer Mischung,, Auslauflänge 225 mm, zu vervollständigen mit Unterputz-Einbaukörper CRICS200 (rechte Kartusche) CRICS201 (linke Kartusche)
- FR Groupe extérieur monocommande mural de Lavabo Large 2 trous, réglage mécanique, bec déverseur longueur 225 mm, à compléter avec le corps d'encastrement CRICS200 (commande droite) CRICS201 (commande gauche)
- EN Large external single-control wall-mounted 2-hole washbasin set, metal plate, with mechanical mixing, spout length 225 mm, for completion with recessed part CRICS200 (control on the right) CRICS201 (control on the left)
- ES Kit exterior monomando para lavabo Large, 2 orificios, de pared, con mezcla mecánica, caño con boca de salida de 225 mm, a completar con cuerpo empotrado CRICS200 (mando a la derecha) o CRICS201 (mando a la izquierda)

**CRIBT259**

51 chrome 13 black matt 34P PVD brushed rose gold 55P PVD infinity black 76 imperial black

77 brushed metallic 93 brushed brass matt 96P PVD brushed gold brass

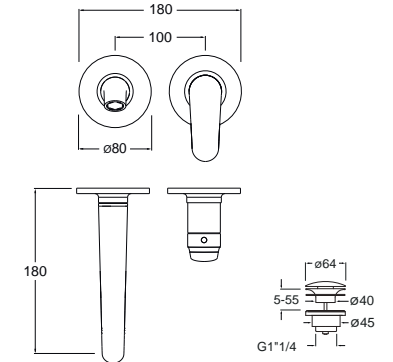
**CRIBT959**

51 chrome



**CRIBT959**  
LARGE

**CRIBT257**



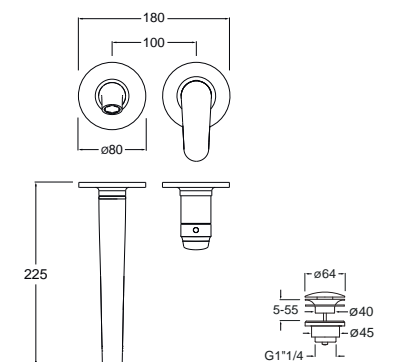
5,6 1/2 min (3 bar)

CRICS200 p. 678

CRICS201 p. 678

CRICR25500Q00

**CRIBT259**



5,6 1/2 min (3 bar)

CRICS200 p. 678

CRICS201 p. 678

CRICR25500Q00

### CRIBT242

REGULAR



- IT Set esterno bicomando Lavabo Regular 3 fori a parete, con miscelazione meccanica, bocca con punto d'erogazione 180 mm, da completarsi con parte incasso CRICS233 (comandi laterali)
- DE 3-Loch Fertigmontageset Zweigriff-Waschtischbatterie für Wandmontage Regular, mit mechanischer Mischung,, Auslauflänge 180 mm, zu vervollständigen mit Unterputz-Einbaukörper CRICS233 (seitliche Kartuschen)
- FR Groupe extérieur double commande mural de Lavabo Regular 3 trous, réglage mécanique, bec déverseur longueur 180 mm, à compléter avec le corps d'encastrement CRICS233 (commandes latérales)
- EN Regular external dual-control wall-mounted 3-hole washbasin set, with mechanical mixing, spout length 180 mm, for completion with recessed part CRICS233 (controls on the sides)
- ES Kit exterior bicomando para lavabo Regular, 3 orificios, de pared, con mezcla mecánica, caño con boca de salida de 180 mm, a completar con cuerpo empotrado CRICS233 (mandos laterales)

#### CRIBT242

51 chrome 13 black matt 34P PVD brushed rose gold 55P PVD infinity black 76 imperial black

77 brushed metallic 93 brushed brass matt 96P PVD brushed gold brass

#### CRIBT942

51 chrome

### CRIBT942

REGULAR



### CRIBT243

LARGE



- IT Set esterno bicomando Lavabo Large 3 fori a parete, con miscelazione meccanica, bocca con punto d'erogazione 225 mm, da completarsi con parte incasso CRICS233 (comandi laterali)
- DE 3-Loch Fertigmontageset Zweigriff-Waschtischbatterie für Wandmontage Large, mit mechanischer Mischung,, Auslauflänge 225 mm, zu vervollständigen mit Unterputz-Einbaukörper CRICS233 (seitliche Kartuschen)
- FR Groupe extérieur double commande mural de Lavabo Large 3 trous, réglage mécanique, bec déverseur longueur 225 mm, à compléter avec le corps d'encastrement CRICS233 (commandes latérales)
- EN Large external dual-control wall-mounted 3-hole washbasin set, with mechanical mixing, spout length 225 mm, for completion with recessed part CRICS233 (controls on the sides)
- ES Kit exterior bicomando para lavabo Large, 3 orificios, de pared, con mezcla mecánica, caño con boca de salida de 225 mm, a completar con cuerpo empotrado CRICS233 (mandos laterales)

#### CRIBT243

51 chrome 13 black matt 34P PVD brushed rose gold 55P PVD infinity black 76 imperial black

77 brushed metallic 93 brushed brass matt 96P PVD brushed gold brass

#### CRIBT943

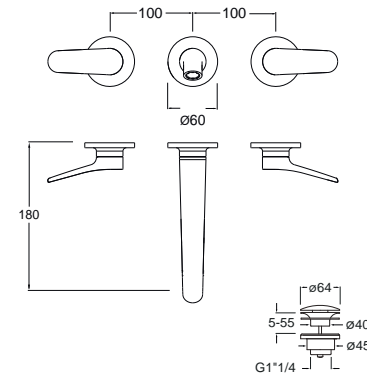
51 chrome

### CRIBT943

LARGE



#### CRIBT242



5,6 1/2 min (3 bar)

**CRICS233**  
p. 678

CRIVT5889Q00

CRIVT5890Q00

### CRIBT320



- IT Miscelatore monocomando Bidet monoforo da piano, con miscelazione meccanica
- DE 1-Loch Einhandmischer für das Bidet, mit mechanischer Mischung
- FR Mitigreur monocommande de Bidet monotrou sur plage, réglage mécanique
- EN Single-control deck-mounted single-hole bidet mixer, with mechanical mixing
- ES Mezclador monomando para bidé, 1 orificio, de repisa, con mezcla mecánica

#### CRIBT320

51 chrome 13 black matt 34P PVD brushed rose gold 55P PVD infinity black 76 imperial black

77 brushed metallic 93 brushed brass matt 96P PVD brushed gold brass

#### CRIBT370

51 chrome

### CRIBT370



### CRIBT321

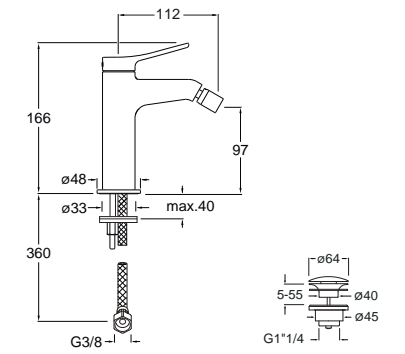
- IT Miscelatore monocomando Bidet monoforo da piano, con miscelazione meccanica, scarico da 1" 1/4 con asta e saltarello
- DE 1-Loch Bidet-Einhandmischer, mit mechanischer Mischung ohne Ablaufgarnitur
- FR Mitigreur monocommande de Bidet monotrou sur plage, réglage mécanique, sans vidage
- EN Single-control deck-mounted single-hole bidet mixer, with mechanical mixing, without drain
- ES Mezclador monomando para bidé, 1 orificio, de repisa, con mezcla mecánica, sin desagüe

#### CRIBT321

51 chrome 13 black matt 34P PVD brushed rose gold 55P PVD infinity black 76 imperial black

77 brushed metallic 93 brushed brass matt 96P PVD brushed gold brass

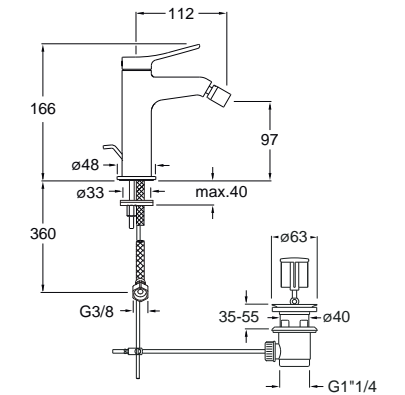
#### CRIBT320



5,6 1/2 min (3 bar)

CRICR24287Q00

#### CRIBT321



5,6 1/2 min (3 bar)

CRICR24287Q00

**CRIBT409**



\*Solo per / Only for: 93

IT Colonna doccia monocomando a parete, con miscelazione meccanica, deviatore automatico a 2 uscite, soffione anticalcare SANDWICH SPECIAL\*\*\* Ø 300 mm, braccio orientabile, doccetta anticalcare, supporto scorrevole, flessibile long life\*\*\*\*

DE Duschsystem mit Einhandmischer für Wandmontage, mit mechanischer Mischung, automatischem 2-Wege-Umsteller, Kopfbrause mit Antikalk-System SANDWICH SPECIAL\*\*\* Ø300 mm, schwenkbarem Brausearm, Handbrause mit Antikalk-System, Gleitschieber, Brauseschlauch Long Life\*\*\*\*

FR Colonne de douche murale monocommande, réglage mécanique, inverseur automatique 2 sorties, douche de tête anticalcaire SANDWICH SPECIAL\*\*\* Ø 300 mm, bras orientable, douchette anticalcaire, support coulissant, flexible long life\*\*\*\*

EN Single-control wall-mounted shower column, with mechanical mixing, 2-outlet automatic diverter, Ø 300 mm SANDWICH SPECIAL\*\*\* anti-scale showerhead, swivel arm, anti-scale hand shower, sliding support, long-life hose\*\*\*\*

ES Columna de ducha monomando, de pared, con mezcla mecánica, inversor automático de 2 salidas, rociador antical SANDWICH SPECIAL\*\*\* Ø 300 mm, brazo orientable, ducha de mano antical, soporte deslizante y flexo Long Life\*\*\*\*

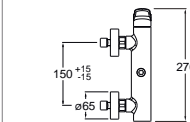
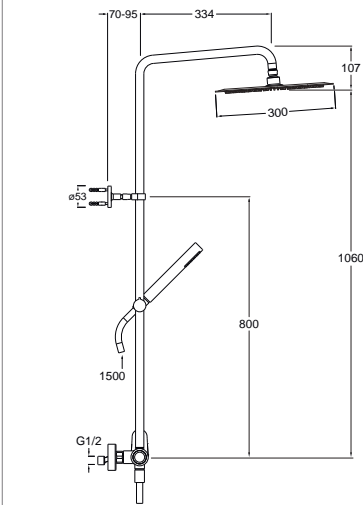
Per aggiungere il porta sapone, inserire il codice CRIAB003  
To add the soap dish, enter the code CRIAB003

**CRIBT409**

51 chrome 13 black matt 34P PVD brushed rose gold 55P PVD infinity black 76 imperial black

77 brushed metallic 93 brushed brass matt 96P PVD brushed gold brass

**CRIBT409**



9 1/2 min (3 bar)

CRICR24272Q00

CRIPR14794Q

**CRIBT448**



\*Solo per / Only for: 93

IT Colonna doccia monocomando "corpo freddo" a parete, con miscelazione termostatica, deviatore a 2 uscite, soffione anticalcare SANDWICH SPECIAL\*\*\* Ø 300 mm, braccio orientabile, doccetta anticalcare, supporto scorrevole, flessibile long life\*\*\*\*

DE Duschsystem mit Einhandmischer für Wandmontage „Armaturenkörper mit Verbrühungsschutz“, mit thermostatischer Mischung, 2-Wege-Umsteller, Kopfbrause mit Antikalk-System SANDWICH SPECIAL\*\*\* Ø300 mm, schwenkbarem Brausearm, Handbrause mit Antikalk-System mit einstellbarem Wasserstrahl, Gleitschieber und Brauseschlauch Long Life\*\*\*\*

FR Colonne de douche murale monocommande « corps froid », réglage thermostatique, inverseur 2 sorties, douche de tête anticalcaire SANDWICH SPECIAL\*\*\* Ø 300 mm, bras orientable, douchette anticalcaire à jet réglable, support coulissant, flexible long life\*\*\*\*

EN Single-control wall-mounted "exposed" shower column, with thermostatic mixing, 2-outlet diverter, Ø 300 mm SANDWICH SPECIAL\*\*\* anti-scale showerhead, swivel arm, anti-scale hand shower with adjustable jet, sliding support, long-life hose \*\*\*\*

ES Columna de ducha monomando, sistema tacto frío, de pared, con mezcla termostática, inversor de 2 salidas, rociador antical SANDWICH SPECIAL\*\*\* Ø 300 mm, brazo orientable, ducha de mano antical de chorro regulable, soporte deslizante y flexo Long Life\*\*\*\*

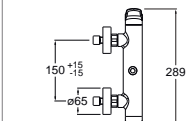
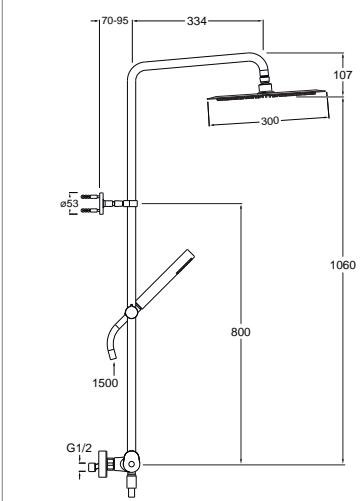
Per aggiungere il porta sapone, inserire il codice CRIAB003  
To add the soap dish, enter the code CRIAB003

**CRIBT448**

51 chrome 13 black matt 34P PVD brushed rose gold 55P PVD infinity black 76 imperial black

77 brushed metallic 93 brushed brass matt 96P PVD brushed gold brass

**CRIBT448**



9 1/2 min (3 bar)

CRICR11713Q00

CRICR11715Q00

**CRIBT401**



IT Miscelatore monocomando doccia esterno a parete, con miscelazione meccanica

DE Aufputz Brause-Wandeinhandmischer mit mechanischer Mischung

FR Mitigeur monocommande mural de douche, réglage mécanique

EN Single-control wall-mounted external shower mixer, with mechanical mixing

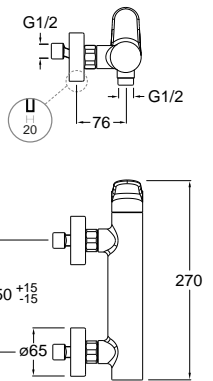
ES Mezclador monomando para ducha, exterior de pared, con mezcla mecánica

**CRIBT401**

51 chrome 13 black matt 34P PVD brushed rose gold 55P PVD infinity black 76 imperial black

77 brushed metallic 93 brushed brass matt 96P PVD brushed gold brass

**CRIBT401**



CRICR24272Q00

**CRIBT602**

IT con deviatore a 2 uscite

DE mit 2 wenge umsteller

FR avec inverseur 2 sorties

EN with 2 outlet diverter

ES con desviador 2 salidas



IT Set esterno monocomando doccia/vasca a parete, piastra in metallo, con miscelazione meccanica, deviatore, doccetta anticalcare, supporto fisso, presa d'acqua, flessibile long life\*\*\*\*, da completarsi con parte incasso CRICS100 (comando a destra), CRICS101 (comando a sinistra)

DE Fertigmontageset Wannen-/Brause-Wandeinhandmischer, Abdeckplatte aus Metall, mit mechanischer Mischung, Handbrause mit Antikalk-System, Halter für Wandmontage, Wandanschlussbogen, Brauseschlauch Long Life\*\*\*\*, zu vervollständigen mit Unterputz-Einbaukörper CRICS101 (rechte Kartusche) CRICS100 (linke Kartusche)

FR Groupe extérieur monocommande mural douche/baignoire, plaque en métal, réglage mécanique, douchette anticalcaire, support fixe, arrivée d'eau, flexible long life\*\*\*\*, à compléter avec le corps d'encastrement CRICS101 (commande gauche) CRICS100 (commande droite)

EN External single-control wall-mounted shower/bathtub set, metal plate, with mechanical mixing, anti-scale hand shower, fixed support, water outlet, long-life hose\*\*\*\*, for completion with recessed part CRICS101 (controls on the left) CRICS100 (controls on the right)

ES Kit exterior monomando para ducha/bañera, de pared, placa de metal, con mezcla mecánica, ducha de mano antical, soporte fijo, toma de agua, flexo Long Life\*\*\*\*, a completar con cuerpo empotrado CRICS101 (mandos a la izquierda) o CRICS100 (mandos a la derecha)

**CRIBT602**

51 chrome 13 black matt 34P PVD brushed rose gold 55P PVD infinity black 76 imperial black

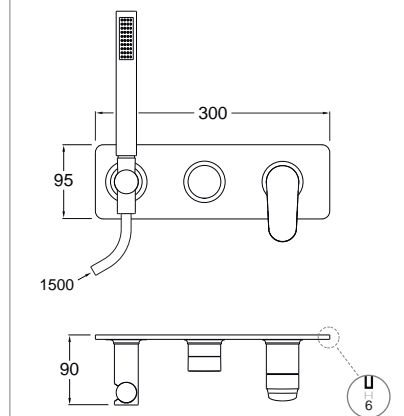
77 brushed metallic 93 brushed brass matt 96P PVD brushed gold brass

**CRIBT603**

51 chrome 13 black matt 34P PVD brushed rose gold 55P PVD infinity black 76 imperial black

77 brushed metallic 93 brushed brass matt 96P PVD brushed gold brass

**CRIBT602/CRIBT603**



9 1/2 min (3 bar)

CRICS100 p. 679

CRICS101 p. 679

CRICR24272Q00

CRICR21796Q00

CRICR24272Q00

CRICR14410Q00

**CRIBT638**

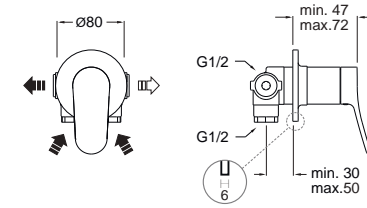


IT Miscelatore monocomando doccia a parete, piastra in metallo tonda, con miscelazione meccanica, completo di parte incasso  
 DE Brause-Wandeinhandmischer, abgerundete Abdeckplatte aus Metall, mit mechanischer Mischung und Unterputz-Einbaukörper  
 FR Mitigeur monocommande mural de douche, plaque en métal angles arrondis, réglage mécanique, avec corps d'encastrement  
 EN Single-control wall-mounted shower mixer, curved metal plate, with mechanical mixing, complete with recessed part  
 ES Mezclador monomando para ducha, de pared, placa de metal redondeada, con mezcla mecánica, dotado de cuerpo empotrado

**CRIBT638**

51 chrome	13 black matt	34P PVD brushed rose gold	55P PVD infinity black	76 imperial black
77 brushed metallic	93 brushed brass matt	96P PVD brushed gold brass		

**CRIBT638**



**CRIBT683**

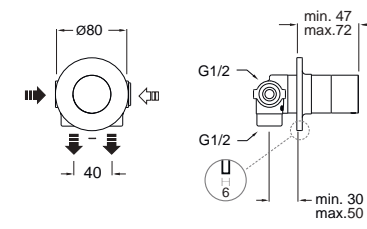


IT Deviatore a 2 uscite a parete, piastra in metallo tonda, completo di parte incasso  
 DE Brause-Wandeinhandmischer, abgerundete Abdeckplatte aus Metall, mit mechanischer Mischung und Unterputz-Einbaukörper  
 FR Mitigeur monocommande mural de douche, plaque en métal angles arrondis, réglage mécanique, avec corps d'encastrement  
 EN Single-control wall-mounted shower mixer, curved metal plate, with mechanical mixing, complete with recessed part  
 ES Mezclador monomando para ducha, de pared, placa de metal redondeada, con mezcla mecánica, dotado de cuerpo empotrado

**CRIBT683**

51 chrome	13 black matt	34P PVD brushed rose gold	55P PVD infinity black	76 imperial black
77 brushed metallic	93 brushed brass matt	96P PVD brushed gold brass		

**CRIBT683**



**CRIBT686**

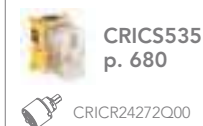
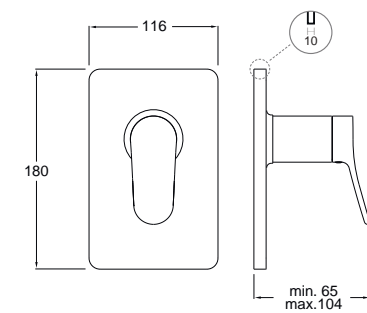


IT Set esterno monocomando doccia a parete, piastra in metallo, con miscelazione meccanica, da completarsi con parte incasso CRICS535  
 DE Fertigmontageset Einhandmischer für Duschsystem für Wandmontage, Abdeckplatte aus Metall, mit mechanischer Mischung, mit Unterputz-Einbaukörper CRICS535 zu vervollständigen  
 FR Groupe extérieur monocommande mural de douche, plaque en métal, réglage mécanique, à compléter avec corps d'encastrement CRICS535  
 EN External single-control wall-mounted shower set, metal plate, with mechanical mixing, for completion with recessed part CRICS535  
 ES Kit exterior monomando para ducha, de pared, placa de metal, con mezcla mecánica, a completar con cuerpo empotrado CRICS535

**CRIBT686**

51 chrome	13 black matt	34P PVD brushed rose gold	55P PVD infinity black	76 imperial black
77 brushed metallic	93 brushed brass matt	96P PVD brushed gold brass		

**CRIBT686**



**CRIBT689**



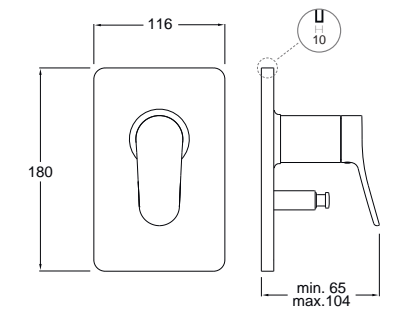
IT Set esterno monocomando doccia a parete, piastra in metallo, con miscelazione meccanica, deviatore automatico, da completarsi con parte incasso CRICS535  
 DE Fertigmontageset Brause-Wandeinhandmischer, Abdeckplatte aus Metall, mit mechanischer Mischung, automatischem 2-Wege-Umsteller, zu vervollständigen mit Unterputz-Einbaukörper CRICS535  
 FR Groupe extérieur monocommande mural douche, plaque en métal, réglage mécanique, inverseur automatique 2 sorties, à compléter avec corps d'encastrement CRICS535  
 EN External single-control wall-mounted shower set, metal plate, with mechanical mixing, 2-outlet automatic diverter, for completion with recessed part CRICS535  
 ES Kit exterior monomando para ducha, de pared, placa de metal, con mezcla mecánica, inversor automático de 2 salidas, a completar con cuerpo empotrado CRICS535

**CRIBT689**

51 chrome	13 black matt	34P PVD brushed rose gold	55P PVD infinity black	76 imperial black
77 brushed metallic	93 brushed brass matt	96P PVD brushed gold brass		

\* per uso vasca, acquistare anche CRIPR15268Q \_ \_  
 / for bathtub use, purchase also CRIPR15268Q \_ \_

**CRIBT689**



**CRIBT632**

IT con deviatore a 2 uscite  
 DE mit 2 wenge umsteller  
 FR avec inverseur 2 sorties  
 EN with 2 outlet diverter  
 ES con desviador 2 salidas



IT Miscelatore monocomando doccia/vasca orizzontale a parete, con miscelazione meccanica, deviatore a 2 uscite, completo di parte incasso  
 DE Waagrechter Wannen-/Brause-Wandeinhandmischer, mit mechanischer Mischung, inkl. Unterputz-Einbaukörper  
 FR Mitigeur monocommande mural horizontal douche/baignoire, réglage mécanique, avec corps d'encastrement  
 EN Single-control wall-mounted horizontal shower/bathtub mixer, with mechanical mixing, complete with recessed part  
 ES Mezclador monomando para ducha/bañera horizontal, de pared, con mezcla mecánica, dotado de cuerpo empotrado

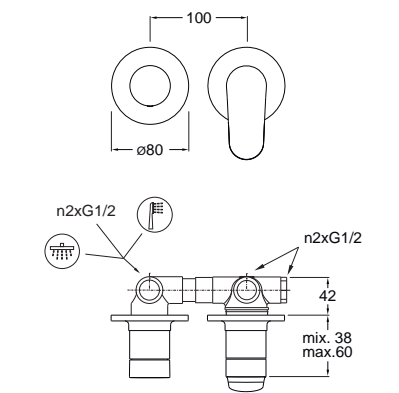
**CRIBT632**

51 chrome	13 black matt	34P PVD brushed rose gold	55P PVD infinity black	76 imperial black
77 brushed metallic	93 brushed brass matt	96P PVD brushed gold brass		

**CRIBT633**

51 chrome	13 black matt	34P PVD brushed rose gold	55P PVD infinity black	76 imperial black
77 brushed metallic	93 brushed brass matt	96P PVD brushed gold brass		

**CRIBT632/CRIBT633**



### CRIBT662

IT con deviatore a 2 uscite  
DE mit 2 wenge umsteller  
FR avec inverseur 2 sorties  
EN with 2 outlet diverter  
ES con desviador 2 salidas



IT Miscelatore monocomando doccia/vasca verticale a parete, con miscelazione meccanica, deviatore a 2 uscite, completo di parte incasso  
DE Senkrechter Wannen-/Brause-Wandmischer, mit mechanischer Mischung, inkl. Unterputz-Einbaukörper  
FR Mitigeur monocommande mural vertical douche/baignoire, réglage mécanique, avec corps d'encastrement  
EN Single-control wall-mounted vertical shower/bathtub mixer, with mechanical mixing, complete with recessed part  
ES Mezclador monomando para ducha/bañera vertical, de pared, con mezcla mecánica, dotado de cuerpo empotrado

#### CRIBT662

51 chrome 13 black matt 34P PVD brushed rose gold 55P PVD infinity black 76 imperial black

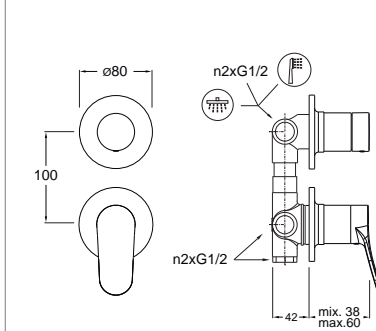
77 brushed metallic 93 brushed brass matt 96P PVD brushed gold brass

#### CRIBT663

51 chrome 13 black matt 34P PVD brushed rose gold 55P PVD infinity black 76 imperial black

77 brushed metallic 93 brushed brass matt 96P PVD brushed gold brass

### CRIBT662/CRIBT663



CRICR24272Q00

CRICR25744Q00

CRICR24272Q00

CRICR25745Q00

### CRIBT663

IT con deviatore a 3 uscite  
DE mit 3 wenge umsteller  
FR avec inverseur 3 sorties  
EN with 3 outlet diverter  
ES con desviador 3 salidas

### CRIBT751



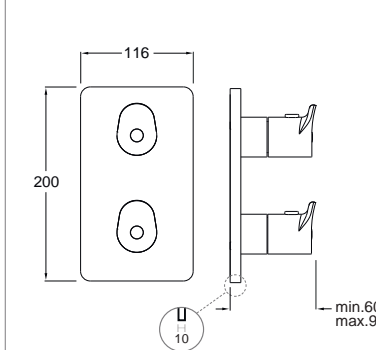
IT Set esterno doccia a parete, piastra in metallo stondata, con miscelazione termostatica, valvola d'arresto 1 uscita, da completarsi con parte incasso CRICS800  
DE Fertigmontageset Duschsystem für Wandmontage, abgerundete Abdeckplatte aus Metall, mit thermostatischer Mischung und 1-Weg-Absperrventil, zu vervollständigen mit Unterputz-Einbaukörper CRICS800  
FR Groupe extérieur mural de douche, plaque angles arrondis en métal, réglage thermostatique, vanne d'arrêt 1 sortie, à compléter avec le corps d'encastrement CRICS800  
EN External wall-mounted shower set, curved metal plate, with thermostatic mixing, 1-outlet stop valve, for completion with recessed part CRICS800  
ES Kit exterior para ducha, de pared, placa de metal redondeada, con mezcla termostática, válvula de paso de 1 salida, a completar con cuerpo empotrado CRICS800

#### CRIBT751

51 chrome 13 black matt 34P PVD brushed rose gold 55P PVD infinity black 76 imperial black

77 brushed metallic 93 brushed brass matt 96P PVD brushed gold brass

### CRIBT751



CRICS800 p. 680

CRICR16901Q00

### CRIBT752

IT con deviatore a 2 uscite  
DE mit 2 wenge umsteller  
FR avec inverseur 2 sorties  
EN with 2 outlet diverter  
ES con desviador 2 salidas



### CRIBT753

IT con deviatore a 3 uscite  
DE mit 3 wenge umsteller  
FR avec inverseur 3 sorties  
EN with 3 outlet diverter  
ES con desviador 3 salidas

### CRIBT102

IT con deviatore a 2 uscite  
DE mit 2 wenge umsteller  
FR avec inverseur 2 sorties  
EN with 2 outlet diverter  
ES con desviador 2 salidas



### CRIBT103

IT con deviatore a 3 uscite  
DE mit 3 wenge umsteller  
FR avec inverseur 3 sorties  
EN with 3 outlet diverter  
ES con desviador 3 salidas

IT Set esterno doccia/vasca a parete, piastra in metallo stondata, con miscelazione termostatica, deviatore, da completarsi con parte incasso CRICS800  
DE Wand-Fertigmontageset Wanne/Brause, abgerundete Abdeckplatte aus Metall, mit thermostatischer Mischung, zu vervollständigen mit Unterputz-Einbaukörper CRICS800  
FR Groupe extérieur mural douche/baignoire, plaque angles arrondis en métal, réglage thermostatique, à compléter avec le corps d'encastrement CRICS800  
EN External wall-mounted shower/bathtub set, curved metal plate, with thermostatic mixing, for completion with recessed part CRICS800  
ES Kit exterior para ducha/bañera, de pared, placa de metal redondeada, con mezcla termostática, a completar con cuerpo empotrado CRICS800

#### CRIBT752

51 chrome 13 black matt 34P PVD brushed rose gold 55P PVD infinity black 76 imperial black

77 brushed metallic 93 brushed brass matt 96P PVD brushed gold brass

#### CRIBT753

51 chrome 13 black matt 34P PVD brushed rose gold 55P PVD infinity black 76 imperial black

77 brushed metallic 93 brushed brass matt 96P PVD brushed gold brass

IT Set esterno monocomando vasca a parete, piastra in metallo, con miscelazione meccanica, deviatore, bocca con punto d'erogazione 180 mm, doccetta anticalcare, supporto fisso, presa d'acqua, flessibile long life\*\*\*\*, da completarsi con parte incasso CRICS100 (comando a destra), CRICS101 (comando a sinistra)  
DE Fertigmontageset Wannen-Wandmischer, Abdeckplatte aus Metall, mit mechanischer Mischung, Auslaflänge 180 mm, Handbrause mit Antikalk-System, Halter für Wandmontage, Wandanschlussbogen, Brauseschlauch Long Life\*\*\*\*, zu vervollständigen mit Unterputz-Einbaukörper CRICS100 (rechte Kartusche) CRICS101 (linke Kartusche)  
FR Groupe extérieur monocommande mural baignoire, plaque en métal, réglage mécanique, bec déverseur longueur 180 mm, douchette anticalcaire, support fixe, arrivée d'eau, flexible long life\*\*\*\*, à compléter avec le corps d'encastrement CRICS100 (commande droite) CRICS101 (commande gauche)  
EN External single-control wall-mounted bathtub set, metal plate, with mechanical mixing, spout length 180 mm, anti-scale hand shower, fixed support, water outlet, long-life hose\*\*\*\*, for completion with recessed part CRICS100 (controls on the right) CRICS101 (controls on the left)  
ES Kit exterior monomando para bañera, de pared, placa de metal, con mezcla mecánica, caño con boca de salida de 180 mm, ducha de mano antical, soporte fijo, toma de agua, flexo Long Life\*\*\*\*, a completar con cuerpo empotrado CRICS100 (mandos a la derecha) o CRICS101 (mandos a la izquierda)

#### CRIBT102

51 chrome 13 black matt 34P PVD brushed rose gold 55P PVD infinity black 76 imperial black

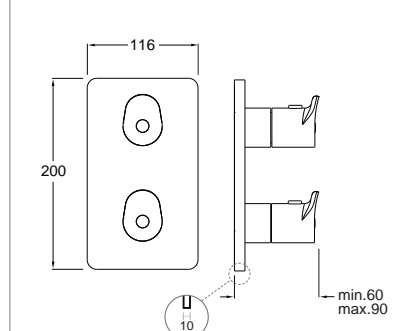
77 brushed metallic 93 brushed brass matt 96P PVD brushed gold brass

#### CRIBT103

51 chrome 13 black matt 34P PVD brushed rose gold 55P PVD infinity black 76 imperial black

77 brushed metallic 93 brushed brass matt 96P PVD brushed gold brass

### CRIBT752/CRIBT753

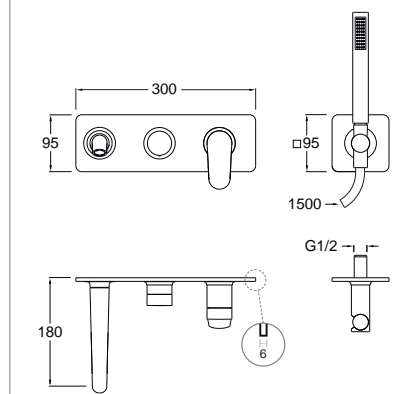


CRICS800 p. 680

CRICR15442Q00

CRICR15441Q00

### CRIBT102/CRIBT103



9 1/2 min (3 bar)

CRICS100 p. 679

CRICS101 p. 679

CRICR24272Q00

CRICR21796Q00

CRICR24272Q00

CRICR14410Q00

**CRIBT100**



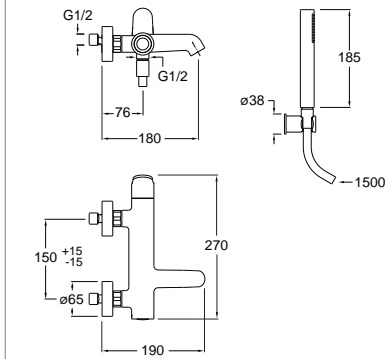
- IT Miscelatore monocomando vasca a parete, con miscelazione meccanica, deviatore automatico, bocca con punto d'erogazione 180 mm, doccetta anticalcare, supporto fisso, flessibile long life\*\*\*\*
- DE Aufputz Wannen-Wandeinhandmischer, mit mechanischer Mischung, automatischem 2-Wege-Umsteller, Auslauflänge 180 mm, Handbrause mit Antikalk-System, Halter für Wandmontage und Brauseschlauch Long Life\*\*\*\*
- FR Mitigeur monocommande mural extérieur de baignoire, réglage mécanique, inverseur automatique 2 sorties, bec déverseur longueur 180 mm, douchette anticalcaire, support fixe, flexible long life\*\*\*\*
- EN Single-control wall-mounted external bathtub mixer, with mechanical mixing, 2-outlet automatic diverter, spout length 180 mm, anti-scale hand shower, fixed support, long-life hose \*\*\*\*
- ES Mezclador monomando para bañera, exterior de pared, con mezcla mecánica, inversor automático de 2 salidas, caño con boca de salida de 180 mm, ducha de mano antical, soporte fijo y flexo Long Life\*\*\*\*

**CRIBT100**

51 chrome    13 black matt    34P PVD brushed rose gold    55P PVD infinity black    76 imperial black

77 brushed metallic    93 brushed brass matt    96P PVD brushed gold brass

**CRIBT100**



**CRIBT107**



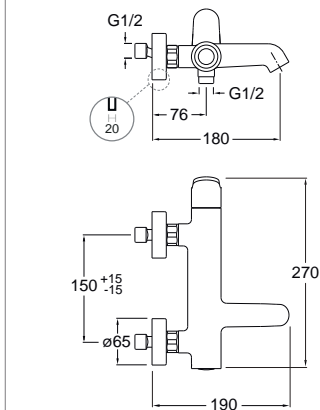
- IT Miscelatore monocomando vasca esterno a parete, con miscelazione meccanica, deviatore automatico a 2 uscite, bocca con punto d'erogazione 180 mm
- DE Aufputz Wannen-Wandeinhandmischer, mit mechanischer Mischung, automatischem 2-Wege-Umsteller und Auslauflänge 180 mm
- FR Mitigeur monocommande mural de baignoire, réglage mécanique, inverseur automatique 2 sorties, bec déverseur longueur 180 mm
- EN Single-control wall-mounted external bath mixer, with mechanical mixing, automatic diverter with 2 outlets, spout length 180 mm
- ES Mezclador monomando para bañera, exterior de pared, con mezcla mecánica, inversor automático de 2 salidas, caño con boca de salida de 180 mm

**CRIBT107**

51 chrome    13 black matt    34P PVD brushed rose gold    55P PVD infinity black    76 imperial black

77 brushed metallic    93 brushed brass matt    96P PVD brushed gold brass

**CRIBT107**



**CRIBT189**



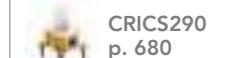
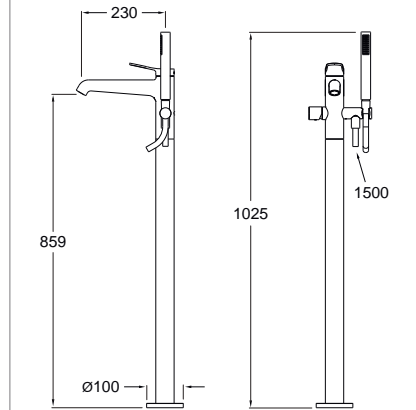
- IT Set esterno monocomando vasca a pavimento, con miscelazione meccanica, deviatore, doccetta anticalcare, flessibile long life\*\*\*\*, da completarsi con parte incasso CRICS290
- DE Fertigmontageset Wannen-Einhandmischer bodenstehend, mit mechanischer Mischung, Handbrause mit Antikalk-System mit separater mechanischer Mischung, Brauseschlauch Long Life\*\*\*\*, zu vervollständigen mit Unterputz-Einbaukörper CRICS290
- FR Groupe extérieur monocommande de baignoire sur pied, réglage mécanique, douchette anticalcaire à réglage mécanique indépendant, flexible long life\*\*\*\*, à compléter avec le corps d'encastrement CRICS290
- EN External single-control floor-standing bathtub set, with mechanical mixing, anti-scale hand shower with independent mechanical mixing, long-life hose\*\*\*\*, for completion with recessed part CRICS290
- ES Kit exterior monomando para bañera, de suelo, con mezcla mecánica, ducha de mano antical de mezcla mecánica independiente, flexo Long Life\*\*\*\*, a completar con cuerpo empotrado CRICS290

**CRIBT189**

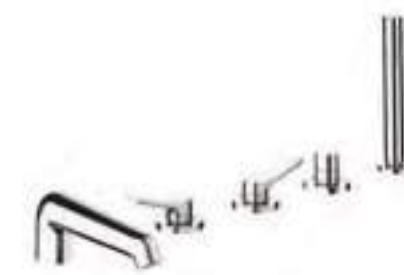
51 chrome    13 black matt    34P PVD brushed rose gold    55P PVD infinity black    76 imperial black

77 brushed metallic    93 brushed brass matt    96P PVD brushed gold brass

**CRIBT189**



**CRIBT121**



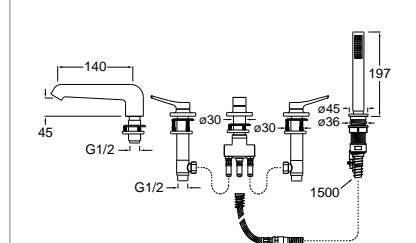
- IT Miscelatore bicomando bordo vasca 5 fori da piano ispezionabile, con miscelazione meccanica, deviatore, bocca con punto d'erogazione 140 mm, doccetta anticalcare estraibile e FOLLOW ME\*\*\*\*, completo di parte incasso
- DE Zur Reinigung demontierbare 5-Loch Wannenrand-Zweigriffbatterie, mit mechanischer Mischung, 2-Wege-Umsteller, Auslauflänge 140 mm, ausziehbare Handbrause mit Antikalk-System, FOLLOW ME\*\*\*\*, inkl. Unterputz-Einbaukörper
- FR Mélangeur double commande bord baignoire 5 trous sur plage accessible pour l'inspection, réglage mécanique, inverseur 2 sorties, bec déverseur longueur 140 mm, douchette anticalcaire extractible et FOLLOW ME\*\*\*\*, avec corps d'encastrement
- EN Inspectable dual-control deck-mounted 5-hole bath edge mixer, with mechanical mixing, 2-outlet diverter, spout length 140 mm, extractable anti-scale hand shower and FOLLOW ME\*\*\*\*, complete with recessed part
- ES Mezclador bimando para borde bañera, 5 orificios, de repisa, inspeccionable, con mezcla mecánica, inversor de 2 salidas, caño con boca de salida de 140 mm, ducha de mano antical extraíble y FOLLOW ME\*\*\*\*, dotado de cuerpo empotrado

**CRIBT121**

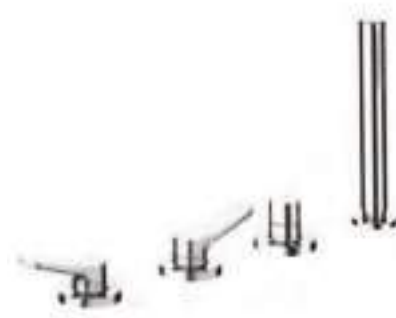
51 chrome    13 black matt    34P PVD brushed rose gold    55P PVD infinity black    76 imperial black

77 brushed metallic    93 brushed brass matt    96P PVD brushed gold brass

**CRIBT121**



**CRIBT122**



IT Miscelatore bicomando bordo vasca 4 fori da piano ispezionabile, con miscelazione meccanica, deviatore, doccia anticalcare estraibile e FOLLOW ME \*\*\*\*\* , completo di parte incasso

DE Zur Reinigung demontierbare 4-Loch Wannenrand-Zweigriffbatterie, mit mechanischer Mischung, 2-Wege-Umsteller, ausziehbarer Handbrause mit Antikalk-System, FOLLOW ME\*\*\*\*\* und Unterputz-Einbaukörper

FR Mélangeur double commande bord baignoire 4 trous sur plaque accessible pour l'inspection, réglage mécanique, inverseur 2 sorties, douche anticalcaire extractible et FOLLOW ME \*\*\*\*\* , avec corps d'encastrement

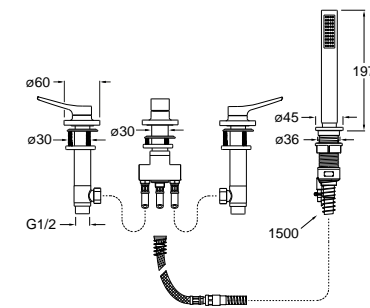
EN Inspectable dual-control deck-mounted 4-hole bathtub edge mixer, with mechanical mixing, 2-outlet diverter, extractable anti-scale hand shower and FOLLOW ME\*\*\*\*\* , complete with recessed part

ES Mezclador bimando para borde bañera, 4 orificios, de repisa, inspeccionable, con mezcla mecánica, inversor de 2 salidas, ducha de mano antical extraíble y FOLLOW ME\*\*\*\*\* , dotado de cuerpo empotrado

**CRIBT122**

- |                     |                       |                            |                        |                   |
|---------------------|-----------------------|----------------------------|------------------------|-------------------|
| 51 chrome           | 13 black matt         | 34P PVD brushed rose gold  | 55P PVD infinity black | 76 imperial black |
| 77 brushed metallic | 93 brushed brass matt | 96P PVD brushed gold brass |                        |                   |

**CRIBT122**



**CRIBT484**



IT Bocca a parete, attacco da 1/2", punto d'erogazione 180 mm

DE Wandauslauf, Anschluss 1/2", Auslauflänge 180 mm

FR Bec déverseur mural, raccord 1/2", longueur 180 mm

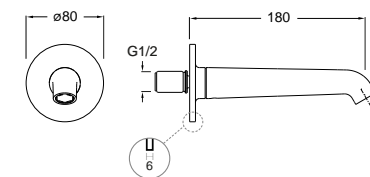
EN Wall-mounted spout, 1/2" connection, spout length 180 mm

ES Caño de pared, conexión de 1/2", boca de salida de 180 mm

**CRIBT484**

- |                     |                       |                            |                        |                   |
|---------------------|-----------------------|----------------------------|------------------------|-------------------|
| 51 chrome           | 13 black matt         | 34P PVD brushed rose gold  | 55P PVD infinity black | 76 imperial black |
| 77 brushed metallic | 93 brushed brass matt | 96P PVD brushed gold brass |                        |                   |

**CRIBT484**



- Per completare la proposta doccia con design coordinato, usa il codice CRIPD774

- Um den Vorschlag mit dem passenden Design zu vervollständigen, verwenden Sie den Kode CRIPD774

- Pour compléter notre proposition pour la douche avec design assorti, utilisez le code CRIPD774

- To complete the offer of your design coordinated shower solution, please use the code CRIPD774

- Para completar la propuesta ducha con un diseño coordinado, utilizar el código CRIPD774



Per completare la formulazione della vostra offerta, vi invitiamo a consultare i capitoli:

- Completamenti per Doccia/Vasca/Lavabo pag. 632
- Soffioni & Bracci Doccia pag. 598
- Accessori Contemporary Collection pag. 334

To complete the drafting of your offer, please see the following chapters:

- Completions for Shower/Bath/Washbasin page 632
- Showerheads & Shower Arms page 598
- Accessories Contemporary Collection page 334



Um die Ihr Angebot zusammenzustellen, bitten wie Sie die einzelnen Kapitel zu beachten:

- Vervollständigungen für Dusche/Bad/Waschtisch Seite 632
- Kopfbrausen & Duscharme Seite 598
- Vervollständigungen Contemporary Collection Seite 334

Para completar la elaboración de su oferta, le invitamos a consultar los siguientes capítulos:

- Complementos para ducha/bañera/lavabo pág. 632
- Rociadores & Brazos de ducha pág. 598
- Accesorios Contemporary Collection pág. 334

Contemporary Collection  
**Cross Road**

CRISTINA Design Lab

■ CRISTINA  
RUBINETTERIE



### CRICR205

REGULAR



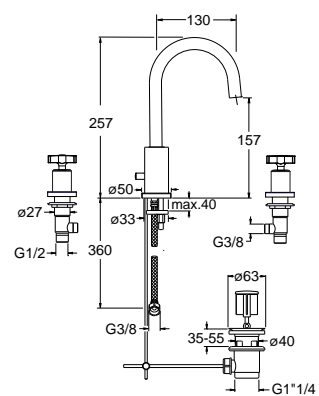
- IT Miscelatore bicomando Lavabo Regular 3 fori da piano, con miscelazione meccanica, bocca orientabile, scarico da 1" 1/4 con asta e saltarello
- DE 3-Loch Zweigriff-Waschtischbatterie Regular, mit mechanischer Mischung, Schwenkbarer Auslauf, Ablaufgarnitur 1" 1/4, Zugstange und Stöpsel
- FR Mélangeur double commande de Lavabo Regular 3 trous sur plage, réglage mécanique, bec pivotant, vidage de 1" 1/4 avec tirette et bouchon
- EN Regular dual-control deck-mounted 3-hole washbasin mixer, with mechanical mixing, adjustable spout, 1 1/4" pop-up waste
- ES Mezclador bimando para lavabo Regular, 3 orificios, de repisa, con mezcla mecánica y caño orientable, desagüe de 1" 1/4, con varilla y válvula automática

#### CRICR205

51 chrome    13 black matt    34P PVD brushed rose gold    76 imperial black    77 brushed metallic

96P PVD brushed gold brass

#### CRICR205



5,6 1/2 min (3 bar)

2pcs CRIVT5888Q00

### CRICR207

REGULAR



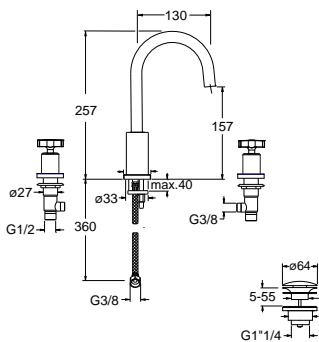
- IT Miscelatore bicomando Lavabo Regular 3 fori da piano, con miscelazione meccanica, bocca orientabile
- DE 3-Loch Zweigriff-Waschtischbatterie Regular, mit mechanischer Mischung, Schwenkbarer Auslauf
- FR Mélangeur double commande de Lavabo Regular 3 trous sur plage, réglage mécanique, bec pivotant
- EN Regular dual-control deck-mounted 3-hole washbasin mixer, with mechanical mixing, adjustable spout
- ES Mezclador bimando para lavabo Regular, 3 orificios, de repisa, con mezcla mecánica y caño orientable

#### CRICR207

51 chrome    13 black matt    34P PVD brushed rose gold    76 imperial black    77 brushed metallic

96P PVD brushed gold brass

#### CRICR207



5,6 1/2 min (3 bar)

2pcs CRIVT5888Q00

### CRICR907

REGULAR



#### CRICR907

51 chrome

### CRICR226

REGULAR



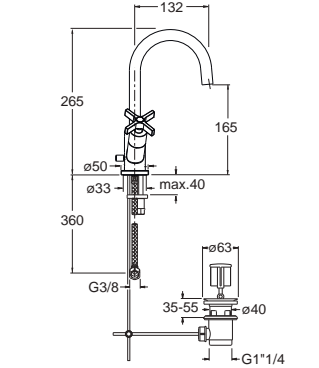
- IT Miscelatore bicomando Lavabo Regular monoforo da piano, con miscelazione meccanica, scarico da 1" 1/4 con asta e saltarello
- DE 1-Loch Zweigriff-Waschtischbatterie Regular, mit mechanischer Mischung, Ablaufgarnitur 1" 1/4, Zugstange und Stöpsel
- FR Mélangeur double commande de Lavabo Regular monotrou sur plage, réglage mécanique, vidage de 1" 1/4 avec tirette et bouchon
- EN Regular dual-control deck-mounted single-hole washbasin mixer, with mechanical mixing, 1 1/4" with pop-up waste
- ES Mezclador bimando para lavabo Regular, 1 orificio, de repisa, con mezcla mecánica, desagüe de 1" 1/4 con varilla y válvula automática

#### CRICR226

51 chrome    13 black matt    34P PVD brushed rose gold    76 imperial black    77 brushed metallic

96P PVD brushed gold brass

#### CRICR226



5,6 1/2 min (3 bar)

2pcs CRIVT5888Q00

### CRICR248

TALL



- IT Miscelatore bicomando Lavabo Tall monoforo da piano, con miscelazione meccanica
- DE 1-Loch Zweigriff-Waschtischbatterie Tall, mit mechanischer Mischung
- FR Mélangeur double commande de Lavabo Tall monotrou sur plage, réglage mécanique
- EN Tall dual-control deck-mounted single-hole washbasin mixer, with mechanical mixing
- ES Mezclador bimando para lavabo Tall, 1 orificio, de repisa, con mezcla mecánica

#### CRICR248

51 chrome    13 black matt    34P PVD brushed rose gold    76 imperial black    77 brushed metallic

96P PVD brushed gold brass

### CRICR948

TALL



#### CRICR948

51 chrome

#### CRICR230

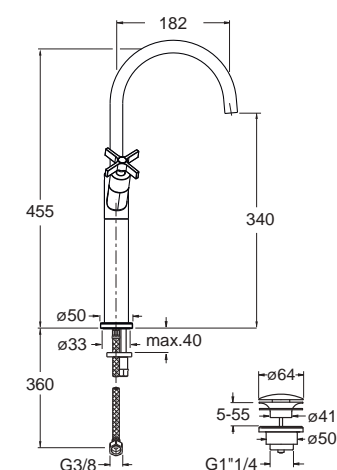
- IT Rubinetto monoacqua monoforo da piano, attacco da 1/2", senza scarico
- DE 1-Loch Kaltwasseranschluss 1/2", ohne Ablaufgarnitur
- FR Robinet simple monotrou sur plage, raccord de 1/2", sans vidage
- EN Deck-mounted single-hole pre-mixed water tap, 1/2" connection, without waste
- ES Grifo de un agua, 1 orificio, de repisa, conexión de 1/2", sin desagüe

#### CRICR230

51 chrome    13 black matt    34P PVD brushed rose gold    76 imperial black    77 brushed metallic

96P PVD brushed gold brass

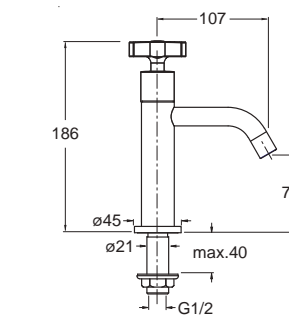
#### CRICR248



5,6 1/2 min (3 bar)

2pcs CRIVT5888Q00

#### CRICR230



5,6 1/2 min (3 bar)

CRIVT5888Q00

### CRICR242

REGULAR



- IT Set esterno bicomando Lavabo Regular 3 fori a parete, con miscelazione meccanica, bocca con punto d'erogazione 180 mm, da completarsi con parte incasso CRICS233 (comandi laterali), CRICS234 (comando a destra)
- DE 3-Loch Fertigmontageset Zweigriff-Waschtischbatterie für Wandmontage Regular, mit mechanischer Mischung, Auslauflänge 180 mm, zu vervollständigen mit Unterputz-Einbaukörper CRICS233 (seitliche Kartuschen) CRICS234 (rechte Kartuschen)
- FR Groupe extérieur double commande mural de Lavabo Regular 3 trous, réglage mécanique, bec déverseur longueur 180 mm, à compléter avec le corps d'encastrement CRICS233 (commandes latérales) CRICS234 (commandes à droite)
- EN Regular external dual-control wall-mounted 3-hole washbasin set, with mechanical mixing, spout length 180 mm, for completion with recessed part CRICS233 (controls on the sides) CRICS234 (controls on the right)
- ES Kit exterior bimando para lavabo Regular, 3 orificios, de pared, con mezcla mecánica, caño con boca de salida de 180 mm, a completar con cuerpo empotrado CRICS233 (mandos laterales) o CRICS234 (mandos a la derecha)

#### CRICR242

51 chrome 13 black matt 34P PVD brushed rose gold 76 imperial black 77 brushed metallic

96P PVD brushed gold brass

#### CRICR942

51 chrome

### CRICR942

REGULAR



### CRICR243

LARGE



- IT Set esterno bicomando Lavabo Large 3 fori a parete, con miscelazione meccanica, bocca con punto d'erogazione 220 mm, da completarsi con parte incasso CRICS233 (comandi laterali), CRICS234 (comando a destra)
- DE 3-Loch Fertigmontageset Zweigriff-Waschtischbatterie für Wandmontage Large, mit mechanischer Mischung, Auslauflänge 220 mm, zu vervollständigen mit Unterputz-Einbaukörper CRICS233 (seitliche Kartuschen) CRICS234 (rechte Kartuschen)
- FR Groupe extérieur double commande mural de Lavabo Large 3 trous, réglage mécanique, bec déverseur longueur 220 mm, à compléter avec le corps d'encastrement CRICS233 (commandes latérales) CRICS234 (commandes à droite)
- EN Large external dual-control wall-mounted 3-hole washbasin set, with mechanical mixing, spout length 220 mm, for completion with recessed part CRICS233 (controls on the sides) CRICS234 (controls on the right)
- ES Kit exterior bimando para lavabo Large, 3 orificios, de pared, con mezcla mecánica, caño con boca de salida de 220 mm, a completar con cuerpo empotrado CRICS233 (mandos laterales) o CRICS234 (mandos a la derecha)

#### CRICR243

51 chrome 13 black matt 34P PVD brushed rose gold 76 imperial black 77 brushed metallic

96P PVD brushed gold brass

#### CRICR943

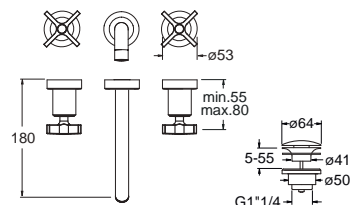
51 chrome

### CRICR943

LARGE



#### CRICR242

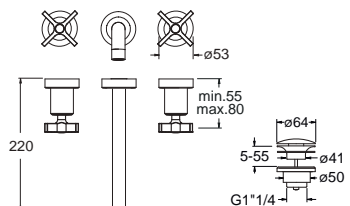


CRICS233 p. 678

CRICS234 p. 679

2pcs CRIVT4724Q00

#### CRICR243



CRICS233 p. 678

CRICS234 p. 679

2pcs CRIVT4724Q00

### CRICR330



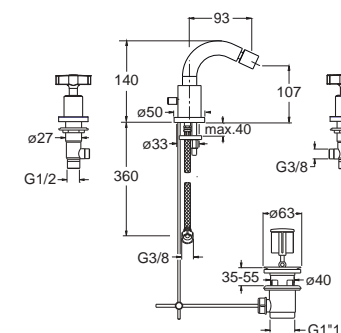
- IT Miscelatore bicomando Bidet 3 fori da piano, con miscelazione meccanica, scarico da 1" 1/4 con asta e saltarello
- DE 3-Loch Zweigriff-Mischbatterie für das Bidet, mit mechanischer Mischung, Ablaufgarnitur 1"1/4 mit Zugstange und Stöpsel
- FR Mélangeur double commande de bidet 3 trous sur plage, réglage mécanique, vidage de 1"1/4 avec tirette et bouchon
- EN Dual-control deck-mounted 3-hole bidet mixer, with mechanical mixing, 1 1/4" pop-up waste
- ES Mezclador bimando para bidé, 3 orificios, de repisa, con mezcla mecánica, desagüe de 1" 1/4 con varilla y válvula automática

#### CRICR330

51 chrome 13 black matt 34P PVD brushed rose gold 76 imperial black 77 brushed metallic

96P PVD brushed gold brass

#### CRICR330



2pcs CRIVT5888Q00

### CRICR331



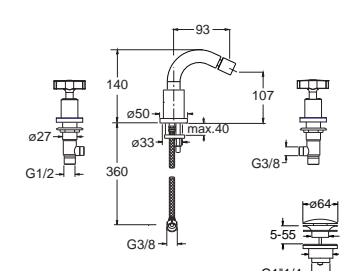
- IT Miscelatore bicomando Bidet 3 fori da piano, con miscelazione meccanica, bocca orientabile
- DE 3-Loch Zweigriff-Mischbatterie für das Bidet, mit mechanischer Mischung, Schwenkbarer Auslauf
- FR Mélangeur double commande de bidet 3 trous sur plage, réglage mécanique, bec pivotant
- EN Regular dual-control deck-mounted 3-hole bidet mixer, with mechanical mixing, adjustable spout
- ES Mezclador bimando para bidé, 3 orificios, de repisa, con mezcla mecánica y caño orientable

#### CRICR331

51 chrome 13 black matt 34P PVD brushed rose gold 76 imperial black 77 brushed metallic

96P PVD brushed gold brass

#### CRICR331



2pcs CRIVT5888Q00

### CRICR371



#### CRICR371

51 chrome

### CRICR326



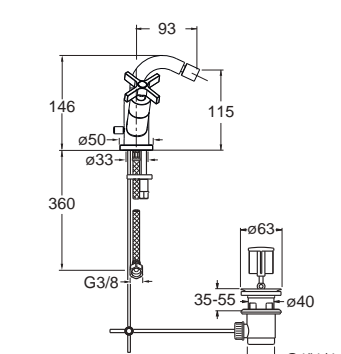
- IT Miscelatore bicomando Bidet monoforo da piano, con miscelazione meccanica, scarico da 1" 1/4 con asta e saltarello
- DE 1-Loch Zweigriff-Mischbatterie für das Bidet, mit mechanischer Mischung, Ablaufgarnitur 1"1/4 mit Zugstange und Stöpsel
- FR Mélangeur double commande de bidet monotrou sur plage, réglage mécanique, vidage 1"1/4 avec tirette et bouchon
- EN Dual-control deck-mounted single-hole bidet mixer, with mechanical mixing, 1 1/4" pop-up waste
- ES Mezclador bimando para bidé, 1 orificio, de repisa, con mezcla mecánica y desagüe de 1" 1/4 con varilla y válvula automática

#### CRICR326

51 chrome 13 black matt 34P PVD brushed rose gold 76 imperial black 77 brushed metallic

96P PVD brushed gold brass

#### CRICR326



2pcs CRIVT5888Q00

**CRICR481**



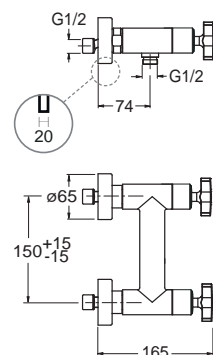
IT Miscelatore bicomando doccia esterno a parete, con miscelazione meccanica  
 DE Aufputz-Duschsystem-Zweigriffbatterie für Wandmontage mit mechanischer Mischung  
 FR Mélangeur double commande mural de douche extérieure, réglage mécanique  
 EN Dual-control wall-mounted external shower mixer, with mechanical mixing  
 ES Mezclador bimando para ducha, exterior de pared, con mezcla mecánica

**CRICR481**

51 chrome    13 black matt    34P PVD brushed rose gold    76 imperial black    77 brushed metallic

96P PVD brushed gold brass

**CRICR481**



2pcs CRIVT5888Q00

**CRICR486**



IT Colonna doccia monocomando "corpo freddo" a parete, con miscelazione termostatica, deviatore a 2 uscite, soffione anticalcare ispezionabile Ø 190 mm, braccio orientabile, doccetta anticalcare, supporto scorrevole, flessibile long life\*\*\*\*  
 DE Duschsystem mit Einhandmischer für Wandmontage „Armaturenkörper mit Verbrühungsschutz“, mit thermostatischer Mischung, 2-Wege-Umsteller, zur Reinigung demontierbarer Kopfbrause mit Antikalk-System Ø190 mm, schwenkbarem Brausearm, Handbrause mit Antikalk-System, Gleitschieber, Brauseschlauch Long Life\*\*\*\*  
 FR Colonne de douche murale monocommande « corps froid », réglage thermostatique, inverseur 2 sorties, douche de tête anticalcaire accessible pour l'inspection Ø190 mm, bras orientable, douchette anticalcaire, support coulissant, flexible long life\*\*\*\*  
 EN Single-control wall-mounted "exposed" shower column, with thermostatic mixing, 2-outlet diverter, Ø190 mm inspectable anti-scale showerhead, swivel arm, anti-scale hand shower, sliding support, long-life hose\*\*\*\*  
 ES Columna de ducha monomando, sistema tacto frío, de pared, con mezcla termostática, inversor de 2 salidas, rociador antical inspeccionable Ø 190 mm, brazo orientable, ducha de mano antical, soporte deslizante, flexo Long Life\*\*\*\*

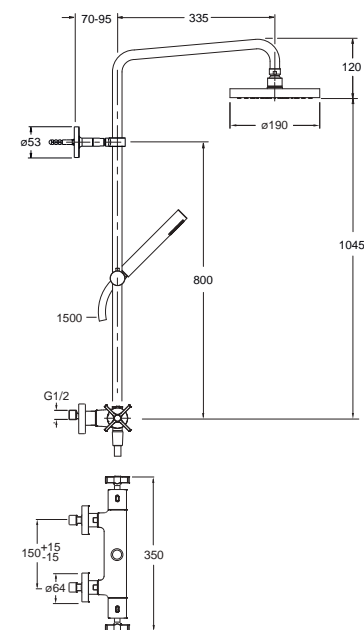
Per aggiungere il porta sapone, inserire il codice CRIAB003  
 To add the soap dish, enter the code CRIAB003

**CRICR486**

51 chrome    13 black matt    34P PVD brushed rose gold    76 imperial black    77 brushed metallic

96P PVD brushed gold brass

**CRICR486**



9 1/2 min (3 bar)  
 CRICR11715Q00  
 CRICR11713Q00

**CRICR161**



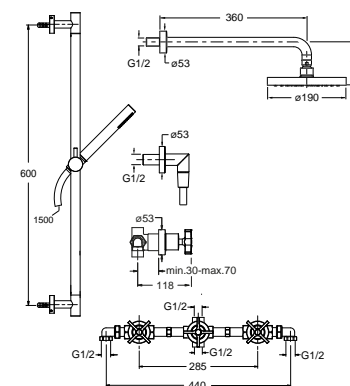
IT Miscelatore bicomando doccia a parete, con miscelazione meccanica, deviatore a 2 uscite, soffione anticalcare ispezionabile Ø 190 mm, braccio a parete, doccetta anticalcare, asta saliscendi, supporto scorrevole, flessibile long life\*\*\*\*, completo di parte incasso  
 DE Duschsystem-Zweigriffbatterie für Wandmontage, mit mechanischer Mischung, 2-Wege-Umsteller, zur Reinigung demontierbarer Kopfbrause mit Antikalk-System Ø190 mm, Wandbrausearm, Handbrause mit Antikalk-System, Brausestange, Gleitschieber, Brauseschlauch Long Life\*\*\*\*, inkl. Unterputz-Einbaukörper  
 FR Mélangeur double commande mural de douche, réglage mécanique, inverseur 2 sorties, douche de tête anticalcaire accessible pour l'inspection Ø190 mm, bras mural, douchette anticalcaire, tige de douche, support coulissant, flexible long life\*\*\*\*, avec corps d'encastrement  
 EN Dual-control wall-mounted shower, with mechanical mixing, 2-outlet diverter, Ø190 mm inspectable anti-scale showerhead, wall-mounted arm, anti-scale hand shower, up/down rail, sliding support, long-life hose\*\*\*\*, complete with recessed parts  
 ES Mezclador bimando para ducha, de pared, con mezcla mecánica, inversor de 2 salidas, rociador antical inspeccionable Ø 190 mm, brazo de pared, ducha de mano antical, barra de ducha, soporte deslizante, flexo Long Life\*\*\*\*, dotado de cuerpo empotrado

**CRICR161**

51 chrome    13 black matt    34P PVD brushed rose gold    76 imperial black    77 brushed metallic

96P PVD brushed gold brass

**CRICR161**



9 1/2 min (3 bar)  
 2pcs CRIVT4724Q00

**CRICR686**



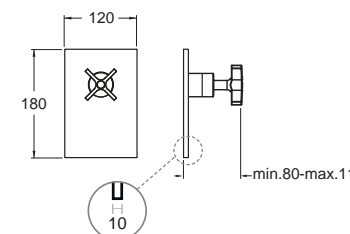
IT Set esterno monocomando doccia a parete, piastra in metallo, con miscelazione meccanica, da completarsi con parte incasso CRIC5535  
 DE Fertigmontageset Einhandmischer für Duschsystem für Wandmontage, Abdeckplatte aus Metall, mit mechanischer Mischung, mit Unterputz-Einbaukörper CRIC5535 zu vervollständigen  
 FR Groupe extérieur monocommande mural de douche, plaque en métal, réglage mécanique, à compléter avec le corps d'encastrement CRIC5535  
 EN External single-control wall-mounted shower set, metal plate, with mechanical mixing, for completion with recessed part CRIC5535  
 ES Kit exterior monomando para ducha, de pared, placa de metal, con mezcla mecánica, a completar con cuerpo empotrado CRIC5535

**CRICR686**

51 chrome    13 black matt    34P PVD brushed rose gold    76 imperial black    77 brushed metallic

96P PVD brushed gold brass

**CRICR686**



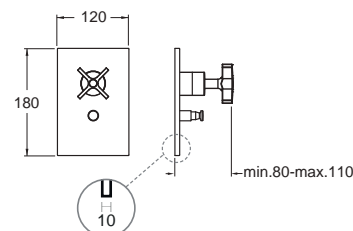
CRIC5535 p. 680  
 CRICR24272Q00

### CRICR689



IT Set esterno monocomando doccia a parete, piastra in metallo, con miscelazione meccanica, deviatore automatico a 2 uscite, da completarsi con parte incasso CRICS535  
 DE Fertigmontageset Brause-Wandeinhandmischer, Abdeckplatte aus Metall, mit mechanischer Mischung, automatischem 2-Wege-Umsteller, zu vervollständigen mit Unterputz-Einbaukörper CRICS535  
 FR Groupe extérieur monocommande mural douche, plaque en métal, réglage mécanique, inverseur automatique 2 sorties, à compléter avec le corps d'encastrement CRICS535  
 EN External single-control wall-mounted shower set, metal plate, with mechanical mixing, 2-outlet automatic diverter, for completion with recessed part CRICS535  
 ES Kit exterior monomando para ducha, de pared, placa de metal, con mezcla mecánica, inversor automático de 2 salidas, a completar con cuerpo empotrado CRICS535

### CRICR689



- CRICR24272Q00
- CRIAC827\_
- CRIPR15268Q\_

### CRICR689

51 chrome    13 black matt    34P PVD brushed rose gold    76 imperial black    77 brushed metallic

96P PVD brushed gold brass

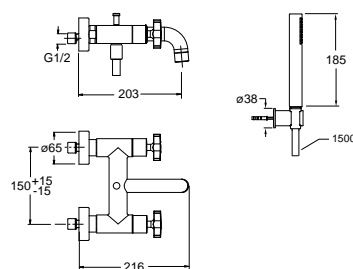
\* per uso vasca, acquistare anche CRIPR15268Q\_ / for bathtub use, purchase also CRIPR15268Q\_

### CRICR180



IT Miscelatore bicomando vasca esterno a parete, con miscelazione meccanica, deviatore automatico a 2 uscite, bocca con punto d'erogazione 203 mm, doccetta anticalcare, supporto fisso, flessibile long life\*\*\*\*  
 DE Aufputz Zweigriff-Wannenmischbatterie für Wandmontage, mit mechanischer Mischung, automatischem 2-Wege-Umsteller, Auslauflänge 203 mm, Handbrause mit Antikalk-System, Halter für Wandmontage und Brauseschlauch Long Life\*\*\*\*  
 FR Mélangeur double commande mural de baignoire extérieure, réglage mécanique, inverseur automatique 2 sorties, bec déverseur longueur 203 mm, douchette anticalcaire, support fixe, flexible long life\*\*\*\*  
 EN Dual-control wall-mounted external bathtub mixer, with mechanical mixing, 2-outlet automatic diverter, spout length 203 mm, anti-scale hand shower, fixed support, long-life hose \*\*\*\*  
 ES Mezclador bimando para bañera, exterior de pared, con mezcla mecánica, inversor automático de 2 salidas, caño con boca de salida de 203 mm, ducha de mano antical, soporte fijo y flexo Long Life\*\*\*\*

### CRICR180



- 9 1/2 min (3 bar)
- 2pcs CRIVT5888Q00

### CRICR180

51 chrome    13 black matt    34P PVD brushed rose gold    76 imperial black    77 brushed metallic

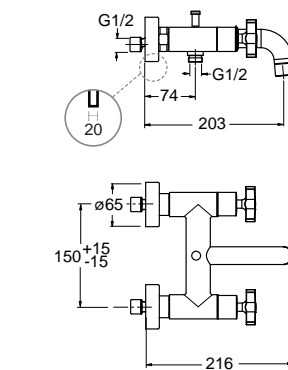
96P PVD brushed gold brass

### CRICR187



IT Miscelatore bicomando vasca esterno a parete, con miscelazione meccanica, deviatore automatico a 2 uscite, bocca con punto d'erogazione 203 mm  
 DE Aufputz Zweigriff-Wannenmischbatterie für Wandmontage, mit mechanischer Mischung, automatischem 2-Wege-Umsteller und Auslauflänge 203 mm  
 FR Mélangeur double commande mural de baignoire extérieure, réglage mécanique, inverseur automatique 2 sorties, bec déverseur longueur 203 mm  
 EN Dual-control wall-mounted external bathtub mixer, with mechanical mixing, 2-outlet automatic diverter, spout length 203 mm  
 ES Mezclador bimando para bañera, exterior de pared, con mezcla mecánica, inversor automático de 2 salidas, caño con boca de salida de 203 mm

### CRICR187



- 2pcs CRIVT5888Q00

### CRICR187

51 chrome    13 black matt    34P PVD brushed rose gold    76 imperial black    77 brushed metallic

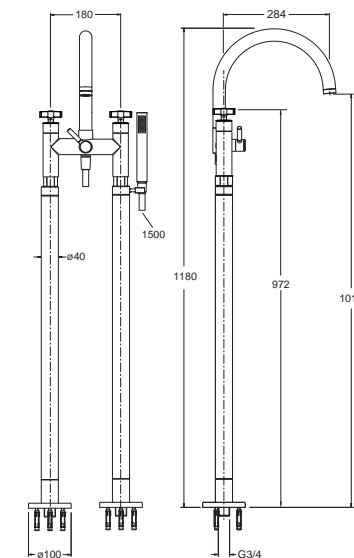
96P PVD brushed gold brass

### CRICR108



IT Miscelatore bicomando vasca a pavimento, con miscelazione meccanica, deviatore a 2 uscite, bocca con punto d'erogazione 284 mm, doccetta anticalcare, flessibile long life\*\*\*\*  
 DE Zweigriff-Mischbatterie für bodenstehende Wanne, mit mechanischer Mischung, 2-Wege-Umsteller, Auslauflänge 284 mm, Handbrause mit Antikalk-System, Brauseschlauch Long Life \*\*\*\*  
 FR Mélangeur double commande de baignoire sur pied, réglage mécanique, inverseur 2 sorties, bec déverseur longueur 284 mm, douchette anticalcaire, flexible long life\*\*\*\*  
 EN Dual-control floor-standing bathtub mixer, with mechanical mixing, 2-outlet diverter, spout length 284 mm, anti-scale hand shower, long-life hose\*\*\*\*  
 ES Mezclador bimando para bañera, de suelo, con mezcla mecánica, inversor de 2 salidas, caño con boca de salida de 284 mm, ducha de mano antical, flexo Long Life\*\*\*\*

### CRICR108



### CRICR108

51 chrome    13 black matt    34P PVD brushed rose gold    76 imperial black    77 brushed metallic

96P PVD brushed gold brass

- 9 1/2 min (3 bar)
- 2pcs CRIVT4808Q00

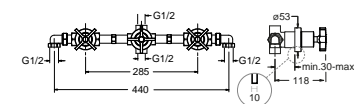
### CRICR114

IT con deviatore a 2 uscite  
 DE mit 2 wenge umsteller  
 FR avec inverseur 2 sorties  
 EN with 2 outlet diverter  
 ES con desviador 2 salidas



IT Miscelatore bicomando doccia/vasca 3 fori a parete, con miscelazione meccanica, deviatore, completo di parte incasso  
 DE 3-Loch Wannen-/Brause-Zweigriffbatterie für Wandmontage, mit mechanischer Mischung, mit Unterputz-Einbaukörper  
 FR Mitigeur mural double commande baignoire/douche 3 trous, réglage mécanique, avec corps d'encastrement  
 EN Dual-control wall-mounted 3-hole shower/bathtub mixer, with mechanical mixing, complete with recessed part  
 ES Mezclador bimando para ducha/bañera, 3 orificios, de pared, con mezcla mecánica, dotado de cuerpo empotrado

### CRICR114



### CRICR114

51 chrome    13 black matt    34P PVD brushed rose gold    76 imperial black    77 brushed metallic

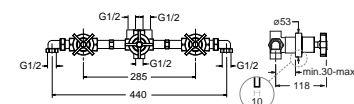
96P PVD brushed gold brass

### CRICR115

51 chrome    13 black matt    34P PVD brushed rose gold    76 imperial black    77 brushed metallic

96P PVD brushed gold brass

### CRICR115



- 2pcs CRIVT4724Q00

### CRICR115

IT con deviatore a 3 uscite  
 DE mit 3 wenge umsteller  
 FR avec inverseur 3 sorties  
 EN with 3 outlet diverter  
 ES con desviador 3 salidas

### CRICR111



IT Miscelatore bicomando vasca a parete, con miscelazione meccanica, deviatore a 2 uscite, bocca con punto d'erogazione 235 mm, doccetta anticalcare, supporto fisso, presa d'acqua, flessibile long life\*\*\*\*, completo di parte incasso

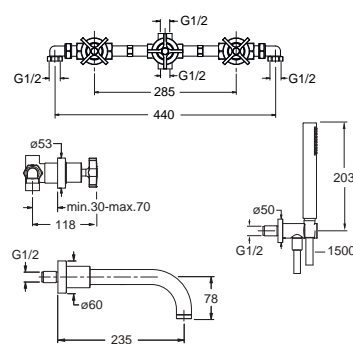
DE Zweigriff-Wannenmischbatterie für Wandmontage, mit mechanischer Mischung, 2-Wege-Umsteller, Auslauflänge 235 mm, Handbrause mit Antikalk-System, Halter für Wandmontage, Wandanschlussbogen, Brauseschlauch Long Life\*\*\*\*, inkl. Unterputz-Einbaukörper

FR Mélangeur double commande mural de baignoire, réglage mécanique, inverseur 2 sorties, bec déverseur longueur 235 mm, douchette anticalcaire, support fixe, prise d'eau, flexible long life\*\*\*\*, avec corps d'encastrement

EN Dual-control wall-mounted bathtub mixer, with mechanical mixing, 2-outlet diverter, spout length 235 mm, anti-scale hand shower, fixed support, water outlet, long-life hose\*\*\*\*, complete with recessed part

ES Mezclador bimando para bañera, de pared, con mezcla mecánica, inversor de 2 salidas, caño con boca de salida de 235 mm, ducha de mano antical, soporte fijo, toma de agua, flexo Long Life\*\*\*\*, dotado de cuerpo empotrado

### CRICR111



### CRICR111

51 chrome    13 black matt    34P PVD brushed rose gold    76 imperial black    77 brushed metallic

96P PVD brushed gold brass



2pcs CRIVT4724Q00

### CRICR113



IT Miscelatore bicomando vasca a parete, con miscelazione meccanica, deviatore a 3 uscite, bocca con punto d'erogazione 235 mm, soffione anticalcare ispezionabile Ø 190 mm, braccio a parete, doccetta anticalcare, supporto fisso, presa d'acqua, flessibile long life\*\*\*\*, completo di parte incasso

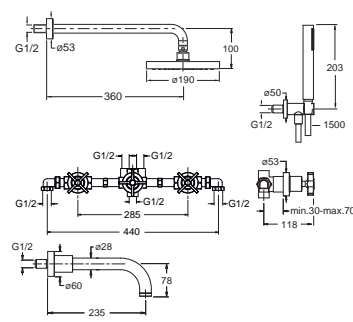
DE Zweigriff-Wannenmischbatterie für Wandmontage, mit mechanischer Mischung, 3-Wege-Umsteller, Auslauflänge 235 mm, zur Reinigung demontierbare Kopfbrause mit Antikalk-System Ø190 mm, Wandbrausearm, Handbrause mit Antikalk-System, Halter für Wandmontage, Wandanschlussbogen, Brauseschlauch Long Life\*\*\*\*, inkl. Unterputz-Einbaukörper

FR Mélangeur double commande mural de baignoire, réglage mécanique, inverseur 3 sorties, bec déverseur longueur 235 mm, douche de tête anticalcaire accessible pour l'inspection Ø190 mm, bras mural, douchette anticalcaire, support fixe, prise d'eau, flexible long life\*\*\*\*, avec corps d'encastrement

EN Dual-control wall-mounted bathtub mixer, with mechanical mixing, 3-outlet diverter, spout length 235 mm, Ø190 mm inspectable anti-scale showerhead, wall-mounted arm, anti-scale hand shower, fixed support, water outlet, long-life hose\*\*\*\*, complete with recessed part

ES Mezclador bimando para bañera, de pared, con mezcla mecánica, inversor de 3 salidas, caño con boca de salida de 235 mm, rociador antical inspeccionable Ø 190 mm, brazo de pared, ducha de mano antical, soporte fijo, toma de agua, flexo Long Life\*\*\*\*, dotado de cuerpo empotrado

### CRICR113



### CRICR113

51 chrome    13 black matt    34P PVD brushed rose gold    76 imperial black    77 brushed metallic

96P PVD brushed gold brass



2pcs CRIVT4724Q00

### CRICR126

REGULAR



IT Miscelatore bicomando bordo vasca Regular 4 fori da piano ispezionabile, con miscelazione meccanica, deviatore automatico a 2 uscite, bocca con punto d'erogazione 195 mm, doccetta anticalcare estraibile, completo di parte incasso

DE Zur Reinigung demontierbare Regular 4-Loch Wannenrand-Zweigriffbatterie Large, mit mechanischer Mischung, automatischer 2-Wege-Umsteller, Auslauflänge 195 mm, ausziehbare Handbrause mit Antikalk-System, inkl. Unterputz-Einbaukörper

FR Mélangeur double commande bord baignoire Regular 4 trous sur plage accessible pour l'inspection, réglage mécanique, inverseur automatique 2 sorties, bec déverseur longueur 195 mm, douchette anticalcaire extractible, avec corps d'encastrement

EN Regular inspectable dual-control deck-mounted 4-hole bath edge mixer, with mechanical mixing, 2-outlet automatic diverter, spout length 195 mm, extractable anti-scale hand shower, complete with recessed part

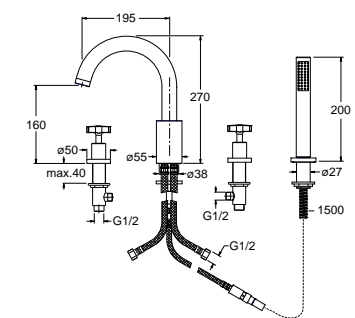
ES Mezclador bimando para borde bañera Regular, 4 orificios, de repisa, inspeccionable, con mezcla mecánica, inversor automático de 2 salidas, caño con boca de salida de 195 mm, ducha de mano antical extraíble, dotado de cuerpo empotrado

### CRICR126

51 chrome    13 black matt    34P PVD brushed rose gold    76 imperial black    77 brushed metallic

96P PVD brushed gold brass

### CRICR126



2pcs CRIVT5888Q00

### CRICR124

LARGE



IT Miscelatore bicomando bordo vasca Large 4 fori da piano ispezionabile, con miscelazione meccanica, deviatore automatico a 2 uscite, bocca con punto d'erogazione 294 mm, doccetta anticalcare estraibile, completo di parte incasso

DE Zur Reinigung demontierbare 4-Loch Wannenrand-Zweigriffbatterie Large, mit mechanischer Mischung, automatischer 2-Wege-Umsteller, Auslauflänge 294 mm, ausziehbare Handbrause mit Antikalk-System, inkl. Unterputz-Einbaukörper

FR Mélangeur double commande bord baignoire Large 4 trous sur plage accessible pour l'inspection, réglage mécanique, inverseur automatique 2 sorties, bec déverseur longueur 294 mm, douchette anticalcaire extractible, avec corps d'encastrement

EN Large inspectable dual-control deck-mounted 4-hole bath edge mixer, with mechanical mixing, 2-outlet automatic diverter, spout length 294 mm, extractable anti-scale hand shower, complete with recessed part

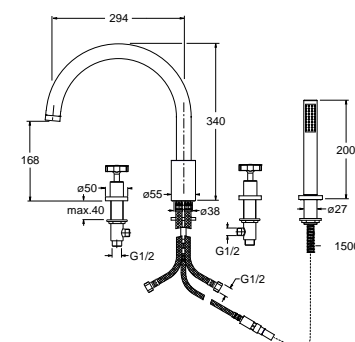
ES Mezclador bimando para borde bañera Large, 4 orificios, de repisa, inspeccionable, con mezcla mecánica, inversor automático de 2 salidas, caño con boca de salida de 294 mm, ducha de mano antical extraíble, dotado de cuerpo empotrado

### CRICR124

51 chrome    13 black matt    34P PVD brushed rose gold    76 imperial black    77 brushed metallic

96P PVD brushed gold brass

### CRICR124



2pcs CRIVT5888Q00

### CRICR122



IT Miscelatore bicomando bordo vasca 4 fori da piano ispezionabile, con miscelazione meccanica, deviatore a 2 uscite, doccetta anticalcare estraibile e FOLLOW ME \*\*\*\*\*, completo di parte incasso

DE Zur Reinigung demontierbare 4-Loch Wannenrand-Zweigriffbatterie, mit mechanischer Mischung, 2-Wege-Umsteller, ausziehbare Handbrause mit Antikalk-System, FOLLOW ME\*\*\*\* und Unterputz-Einbaukörper

FR Mélangeur double commande bord baignoire 4 trous sur plage accessible pour l'inspection, réglage mécanique, inverseur 2 sorties, douchette anticalcaire extractible et FOLLOW ME \*\*\*\*\*, avec corps d'encastrement

EN Inspectable dual-control deck-mounted 4-hole bathtub edge mixer, with mechanical mixing, 2-outlet diverter, extractable anti-scale hand shower and FOLLOW ME\*\*\*\*\*, complete with recessed part

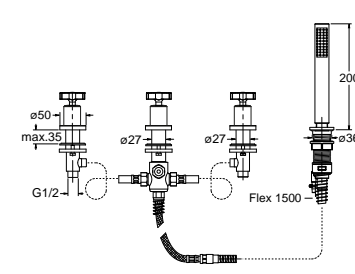
ES Mezclador bimando para borde bañera, 4 orificios, de repisa, inspeccionable, con mezcla mecánica, inversor de 2 salidas, ducha de mano antical extraíble y FOLLOW ME\*\*\*\*\*, dotado de cuerpo empotrado

### CRICR122

51 chrome    13 black matt    34P PVD brushed rose gold    76 imperial black    77 brushed metallic

96P PVD brushed gold brass

### CRICR122



2pcs CRIVT5888Q00

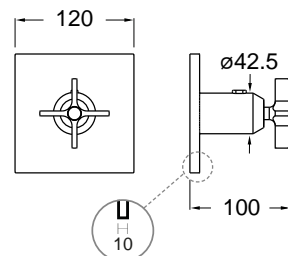
**CRICR700**



IT Set esterno doccia a parete, piastra in metallo squadrata, con miscelazione termostatica senza chiusura, da completarsi con parte incasso CRICS700  
 DE Fertigmontageset Duschsystem für Wandmontage, quadratische Abdeckplatte aus Metall, thermostatische Mischung ohne Druckknopf, zu vervollständigen mit Unterputz-Einbaukörper CRICS700  
 FR Groupe extérieur mural de douche, plaque carrée en métal, réglage thermostatique sans fermeture, à compléter avec le corps d'encastrement CRICS700  
 EN External wall-mounted shower set, square metal plate, with thermostatic mixing without shut-off, for completion with recessed part CRICS700  
 ES Kit exterior para ducha, de pared, placa de metal escuadrada, con mezcla termostática sin cierre, a completar con cuerpo empotrado CRICS700  
 Da abbinarsi con/ Kombinierbar mit/ A combiner avec/ To be combined with/ Para combinar con CRICR710, CRICR720, CRICR730

**CRICR700**  
 51 chrome    13 black matt    34P PVD brushed rose gold    76 imperial black    77 brushed metallic  
 96P PVD brushed gold brass

**CRICR700**



**CRICS700**  
p. 682

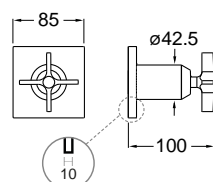
**CRICR710**



IT Set esterno valvola d'arresto 1 uscita a parete, piastra in metallo squadrata, da completarsi con parte incasso CRICS710 (uscita laterale), CRICS750 (uscita in linea)  
 DE Fertigmontageset 1-Weg-Absperrventil für Wandmontage, quadratische Abdeckplatte aus Metall, zu vervollständigen mit Unterputz-Einbaukörper CRICS710 (seitlicher Weg) CRICS750 (Weg in Linie)  
 FR Groupe extérieur mural vanne d'arrêt 1 sortie, plaque carrée en métal, à compléter avec le corps d'encastrement CRICS710 (sortie latérale) CRICS750 (sortie en ligne)  
 EN External wall-mounted 1-outlet stop valve set, square metal plate, for completion with recessed part CRICS710 (side outlet) CRICS750 (in-line outlet)  
 ES Kit exterior válvula de paso de 1 salida, de pared, placa de metal escuadrada, a completar con cuerpo empotrado CRICS710 (salida lateral) o CRICS750 (salida en línea)

**CRICR710**  
 51 chrome    13 black matt    34P PVD brushed rose gold    76 imperial black    77 brushed metallic  
 96P PVD brushed gold brass

**CRICR710**



**CRICS710**  
p. 682

**CRICS750**  
p. 682

CRIVT4725Q00

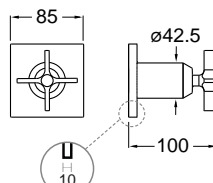
**CRICR720**



IT Set esterno valvola d'arresto a parete, piastra in metallo squadrata, deviatore 2 uscite, da completarsi con parte incasso CRICS770  
 DE Fertigmontageset Absperrventil für Wandmontage, quadratische Abdeckplatte aus Metall, 2-Wege-Umsteller, zu vervollständigen mit Unterputz-Einbaukörper CRICS770  
 FR Groupe extérieur mural vanne d'arrêt, plaque carrée en métal, inverseur 2 sorties, à compléter avec le corps d'encastrement CRICS770  
 EN External wall-mounted stop valve set, square metal plate, 2-outlet diverter, for completion with recessed part CRICS770  
 ES Kit exterior válvula de paso, de pared, placa de metal escuadrada, inversor de 2 salidas, a completar con cuerpo empotrado CRICS770

**CRICR720**  
 51 chrome    13 black matt    34P PVD brushed rose gold    76 imperial black    77 brushed metallic  
 96P PVD brushed gold brass

**CRICR720**



**CRICS770**  
p. 683

CRICR15442Q00

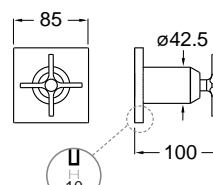
**CRICR730**



IT Set esterno valvola d'arresto a parete, piastra in metallo squadrata, deviatore 3 uscite, da completarsi con parte incasso CRICS770  
 DE Fertigmontageset Absperrventil für Wandmontage, quadratische Abdeckplatte aus Metall, 3-Wege-Umsteller, zu vervollständigen mit Unterputz-Einbaukörper CRICS770  
 FR Groupe extérieur mural vanne d'arrêt, plaque carrée en métal, inverseur 3 sorties, à compléter avec le corps d'encastrement CRICS770  
 EN External wall-mounted stop valve set, square metal plate, 3-outlet diverter, for completion with recessed part CRICS770  
 ES Kit exterior válvula de paso, de pared, placa de metal escuadrada, inversor de 3 salidas, a completar con cuerpo empotrado CRICS770

**CRICR730**  
 51 chrome    13 black matt    34P PVD brushed rose gold    76 imperial black    77 brushed metallic  
 96P PVD brushed gold brass

**CRICR730**



**CRICS770**  
p. 683

CRICR15441Q00

IT I set da esterno a seguire possono essere disposti sia in verticale sia in orizzontale  
 DE Die folgenden Fertigmontagesets können sowohl senkrecht als auch waagrecht installiert werden  
 FR Les façades suivantes peuvent être posées soit à l'horizontal soit à la vertical  
 EN The following external parts can be installed either in a horizontal or vertical position  
 ES Las siguientes partes exteriores pueden orientarse tanto en vertical como horizontalmente



Possibili Abbinamenti / Mögliche Kombinationen / Combinaisons possibles / Possible combinations / Posibles combinaciones

IT 1 uscita  
 DE 1 Verbraucher  
 FR 1 sortie  
 EN 1 outlet  
 ES 1 salida

CRICR710 + CRICR700

CRICS701 -

IT 2 uscite  
 DE 2 Verbrauchern  
 FR 2 sorties  
 EN 2 outlets  
 ES 2 salidas

CRICR710 + CRICR710 + CRICR700

CRICS702 -

IT 3 uscite  
 DE 3 Verbrauchern  
 FR 3 sorties  
 EN 3 outlets  
 ES 3 salidas

CRICR710 + CRICR710 + CRICR710 + CRICR700

CRICS703 - 1.146,60

IT 4 uscite  
 DE 4 Verbrauchern  
 FR 4 sorties  
 EN 4 outlets  
 ES 4 salidas

CRICR710 + CRICR710 + CRICR710 + CRICR710 + CRICR700

CRICS704 - € 1.358,40

### CRICR751



IT Set esterno doccia a parete, piastra in metallo squadrata, con miscelazione termostatica, valvola d'arresto 1 uscita, da completarsi con parte incasso CRICS800

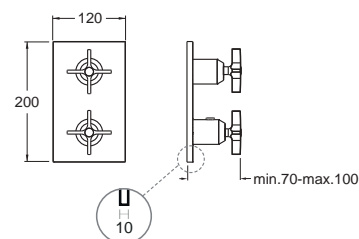
DE Fertigmontageset Brause-Zweigriffbatterie für Wandmontage, quadratische Abdeckplatte aus Metall, mit thermostatischer Mischung und 1-Weg-Absperrventil, zu vervollständigen mit Unterputz-Einbaukörper CRICS800

FR Groupe extérieur mural de douche, plaque carrée en métal, réglage thermostatique, vanne d'arrêt 1 sortie, à compléter avec le corps d'encastrement CRICS800

EN External wall-mounted shower set, square metal plate, with thermostatic mixing, 1-outlet stop valve, for completion with recessed part CRICS800

ES Kit exterior para ducha, de pared, placa de metal escuadrada, con mezcla termostática, válvula de paso de 1 salida, a completar con cuerpo empotrado CRICS800

### CRICR751



### CRICR751

51 chrome 13 black matt 34P PVD brushed rose gold 76 imperial black 77 brushed metallic

96P PVD brushed gold brass



CRICS800 p. 680

CRICR16901Q00

### CRICR752

IT con deviatore a 2 uscite

DE mit 2 wenge umsteller

FR avec inverseur 2 sorties

EN with 2 outlet diverter

ES con desviador 2 salidas



IT Set esterno doccia/vasca a parete, piastra in metallo squadrata, con miscelazione termostatica, deviatore, da completarsi con parte incasso CRICS800

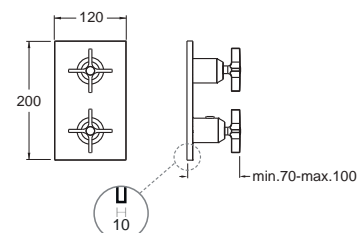
DE Wand-Fertigmontageset Wanne/Brause, quadratische Abdeckplatte aus Metall, mit thermostatischer Mischung, zu vervollständigen mit Unterputz-Einbaukörper CRICS800

FR Groupe extérieur mural douche/baignoire, plaque carrée en métal, réglage thermostatique, à compléter avec le corps d'encastrement CRICS800

EN External wall-mounted shower/bathtub set, square metal plate, with thermostatic mixing, for completion with recessed part CRICS800

ES Kit exterior para ducha/bañera, de pared, placa de metal escuadrada, con mezcla termostática, a completar con cuerpo empotrado CRICS800

### CRICR752/CRICR753



### CRICR752

51 chrome 13 black matt 34P PVD brushed rose gold 76 imperial black 77 brushed metallic

96P PVD brushed gold brass



CRICS800 p. 680

CRICR15442Q00

### CRICR753

51 chrome 13 black matt 34P PVD brushed rose gold 76 imperial black 77 brushed metallic

96P PVD brushed gold brass



CRICS800 p. 680

CRICR15441Q00

### CRICR753

IT con deviatore a 3 uscite

DE mit 3 wenge umsteller

FR avec inverseur 3 sorties

EN with 3 outlet diverter

ES con desviador 3 salidas

### CRICR618



IT Rubinetto d'arresto da 1/2" a parete

DE Absperrventil für Wandmontage 1/2"

FR Robinet d'arrêt 1/2" mural

EN Wall-mounted 1/2" shut-off tap

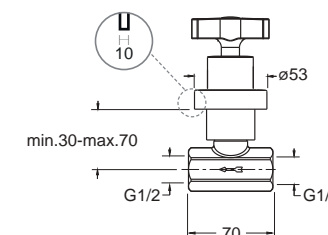
ES Llave de paso de 1/2" de pared

### CRICR618

51 chrome 13 black matt 34P PVD brushed rose gold 76 imperial black 77 brushed metallic

96P PVD brushed gold brass

### CRICR618



CRIVT4724Q00

### CRICR619



IT Rubinetto d'arresto da 3/4" a parete

DE Absperrventil für Wandmontage 3/4"

FR Robinet d'arrêt 3/4" mural

EN Wall-mounted 3/4" shut-off tap

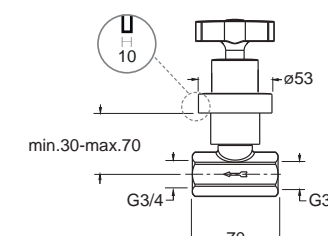
ES Llave de paso de 3/4" de pared

### CRICR619

51 chrome 13 black matt 34P PVD brushed rose gold 76 imperial black 77 brushed metallic

96P PVD brushed gold brass

### CRICR619



CRIVT4348Q00



- Per completare la proposta doccia con design coordinato, usa il codice CRIPD446

- Um den Vorschlag mit dem passenden Design zu vervollständigen, verwenden Sie den Kode CRIPD446

- Pour compléter notre proposition pour la douche avec design assorti, utilisez le code CRIPD446



Per completare la formulazione della vostra offerta, vi invitiamo a consultare i capitoli:

- Completamenti per Doccia/Vasca/Lavabo pag. 632
- Soffioni & Bracci Doccia pag. 598
- Accessori Contemporary Collection pag. 334



Um die Ihr Angebot zusammenzustellen, bitten wie Sie die einzelnen Kapitel zu beachten:

- Vervollständigungen für Dusche/Bad/Waschtisch Seite 632
- Kopfbrausen & Duscharme Seite 598
- Vervollständigungen Contemporary Collection Seite 334

- To complete the offer of your design coordinated shower solution, please use the code CRIPD446

- Para completar la propuesta ducha con un diseño coordinado, utilizar el código CRIPD446

To complete the drafting of your offer, please see the following chapters:

- Completions for Shower/Bath/Washbasin page 632
- Showerheads & Shower Arms page 598
- Accessories Contemporary Collection page 334

Para completar la elaboración de su oferta, le invitamos a consultar los siguientes capítulos:

- Complementos para ducha/bañera/lavabo pág. 632
- Rociadores & Brazos de ducha pág. 598
- Accesorios Contemporary Collection pág. 334

Contemporary Collection

# Delta

CRISTINA Design Lab



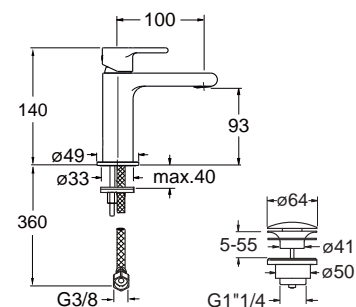
**CRIDE220**  
REGULAR



IT Miscelatore monocomando Lavabo Regular monoforo da piano, con miscelazione meccanica  
 DE 1-Loch Waschtisch-Einhandmischer Regular, mit mechanischer Mischung  
 FR Mitigeur monocommande de Lavabo Regular monotrou sur plage, réglage mécanique  
 EN Regular single-control deck-mounted single-hole washbasin mixer, with mechanical mixing  
 ES Mezclador monomando para lavabo Regular, 1 orificio, de repisa, con mezcla mecánica

**CRIDE220**  
51 chrome 13 black matt

**CRIDE220**



**CRIDE920**  
REGULAR



**CRIDE920**  
51 chrome

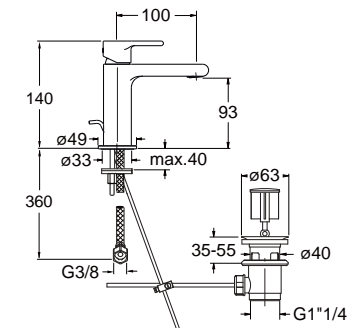
**CRIDE221**  
REGULAR



IT Miscelatore monocomando Lavabo Regular monoforo da piano, con miscelazione meccanica, scarico da 1" 1/4 con asta e saltarello  
 DE 1-Loch Waschtisch-Einhandmischer Regular, mit mechanischer Mischung, Ablaufgarnitur 1" 1/4, Zugstange und Stöpsel  
 FR Mitigeur monocommande de Lavabo Regular monotrou sur plage, réglage mécanique, vidage de 1" 1/4 avec tirette et bouchon  
 EN Regular single-control deck-mounted single-hole washbasin mixer, with mechanical mixing, 1 1/4" with pop-up waste  
 ES Mezclador monomando para lavabo Regular, 1 orificio, de repisa, con mezcla mecánica, desagüe de 1" 1/4 con varilla y válvula automática

**CRIDE221**  
51 chrome 13 black matt

**CRIDE221**



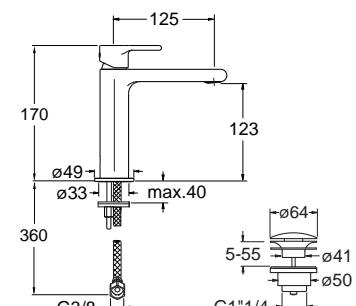
**CRIDE227**  
MEDIUM



IT Miscelatore monocomando Lavabo Medium monoforo da piano, con miscelazione meccanica  
 DE 1-Loch Waschtisch-Einhandmischer Medium, mit mechanischer Mischung  
 FR Mitigeur monocommande de Lavabo Medium monotrou sur plage, réglage mécanique  
 EN Medium single-control deck-mounted single-hole washbasin mixer, with mechanical mixing  
 ES Mezclador monomando para lavabo Medium, 1 orificio, de repisa, con mezcla mecánica

**CRIDE227**  
51 chrome 13 black matt

**CRIDE227**



**CRIDE927**  
MEDIUM



**CRIDE927**  
51 chrome

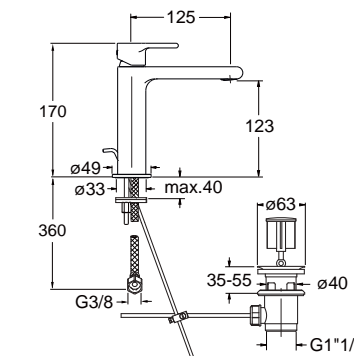
**CRIDE223**  
MEDIUM



IT Miscelatore monocomando Lavabo Medium monoforo da piano, con miscelazione meccanica, scarico da 1" 1/4 con asta e saltarello  
 DE 1-Loch Waschtisch-Einhandmischer Medium, mit mechanischer Mischung, Ablaufgarnitur 1" 1/4, Zugstange und Stöpsel  
 FR Mitigeur monocommande de Lavabo Medium monotrou sur plage, réglage mécanique, vidage de 1" 1/4 avec tirette et bouchon  
 EN Medium single-control deck-mounted single-hole washbasin mixer, with mechanical mixing, 1 1/4" pop-up waste  
 ES Mezclador monomando para lavabo Medium, 1 orificio, de repisa, con mezcla mecánica, desagüe de 1" 1/4 con varilla y válvula automática

**CRIDE223**  
51 chrome 13 black matt

**CRIDE223**



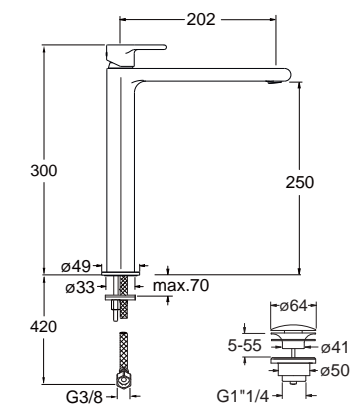
**CRIDE229**  
TALL



IT Miscelatore monocomando Lavabo Tall monoforo da piano, con miscelazione meccanica  
 DE 1-Loch Waschtisch-Einhandmischer Tall, mit mechanischer Mischung  
 FR Mitigeur monocommande de Lavabo Tall monotrou sur plage, réglage mécanique  
 EN Tall single-control deck-mounted single-hole washbasin mixer, with mechanical mixing  
 ES Mezclador monomando para lavabo Tall, 1 orificio, de repisa, con mezcla mecánica

**CRIDE229**  
51 chrome 13 black matt

**CRIDE229**



**CRIDE929**  
TALL



**CRIDE929**  
51 chrome

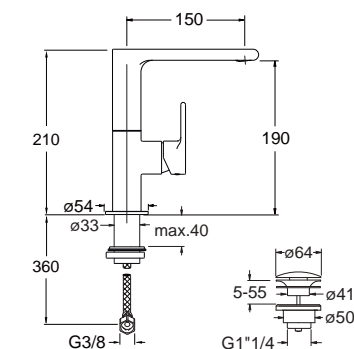
**CRIDE228**  
REGULAR



IT Miscelatore monocomando Lavabo Regular monoforo da piano, con miscelazione meccanica laterale, bocca orientabile  
 DE 1-Loch Waschtisch-Einhandmischer Regular, mit seitlicher mechanischer Mischung, verstellbarem Auslauf  
 FR Mitigeur monocommande de Lavabo Regular monotrou sur plage, réglage mécanique latéral, bec orientable  
 EN Regular single-control deck-mounted single-hole washbasin mixer, with side mechanical mixing, swivel spout  
 ES Mezclador monomando para lavabo Regular, 1 orificio, de repisa, con mezcla mecánica lateral, caño orientable

**CRIDE228**  
51 chrome 13 black matt

**CRIDE228**



**CRIDE928**  
REGULAR



**CRIDE928**  
51 chrome

### CRIDE237

REGULAR



- IT Miscelatore monocomando Lavabo Regular 2 fori a parete, con miscelazione meccanica, completo di parte incasso
- DE 2-Loch Waschtisch-Einhandmischer Regular für Wandmontage, mit mechanischer Mischung, inkl. Unterputz-Einbaukörper
- FR Mitigeur monocommande mural de Lavabo Regular 2 trous, réglage mécanique, avec corps d'encastrement
- EN Regular single-control wall-mounted 2-hole washbasin mixer, with mechanical mixing, complete with recessed part
- ES Mezclador monomando para lavabo Regular, 2 orificios, de pared, con mezcla mecánica, dotado de cuerpo empotrado

**CRIDE237**  
51 chrome 13 black matt

### CRIDE937

REGULAR



**CRIDE937**  
51 chrome

### CRIDE238

LARGE



- IT Miscelatore monocomando Lavabo Large 2 fori a parete, con miscelazione meccanica, completo di parte incasso
- DE 2-Loch Waschtisch-Einhandmischer Large, mit mechanischer Mischung, inkl. Unterputz-Einbaukörper
- FR Mitigeur monocommande mural de Lavabo Large 2 trous, réglage mécanique, avec corps d'encastrement
- EN Large single-control wall-mounted 2-hole washbasin mixer, with mechanical mixing, complete with recessed part
- ES Mezclador monomando para lavabo Large, 2 orificios, de pared, con mezcla mecánica, dotado de cuerpo empotrado

**CRIDE238**  
51 chrome 13 black matt

### CRIDE938

LARGE



**CRIDE938**  
51 chrome

### CRIDE320



- IT Miscelatore monocomando Bidet monoforo da piano, con miscelazione meccanica
- DE 1-Loch Einhandmischer für das Bidet, mit mechanischer Mischung
- FR Mitigeur monocommande de bidet monotrou sur plage, réglage mécanique
- EN Single-control deck-mounted single-hole bidet mixer, with mechanical mixing
- ES Mezclador monomando para bidé, 1 orificio, de repisa, con mezcla mecánica

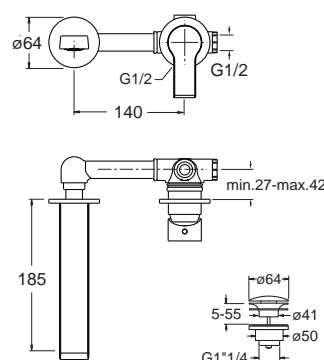
**CRIDE320**  
51 chrome 13 black matt

### CRIDE370



**CRIDE370**  
51 chrome

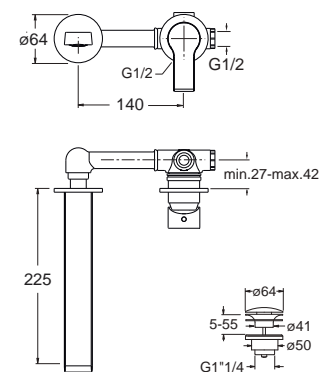
### CRIDE237



5,6 l/min (3 bar)

CRICR24272Q00

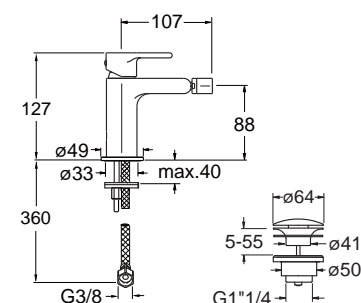
### CRIDE238



5,6 l/min (3 bar)

CRICR24272Q00

### CRIDE320



5,6 l/min (3 bar)

CRICR24291Q00

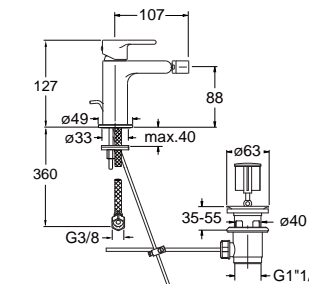
### CRIDE321



- IT Miscelatore monocomando Bidet monoforo da piano, con miscelazione meccanica, scarico da 1" 1/4 con asta e saltarello
- DE 1-Loch Einhandmischer für das Bidet, mit mechanischer Mischung, Ablaufgarnitur 1" 1/4 mit Zugstange und Stöpsel
- FR Mitigeur monocommande de bidet monotrou sur plage, réglage mécanique, vidage 1" 1/4 avec tirette et bouchon
- EN Single-control deck-mounted single-hole bidet mixer, with mechanical mixing, 1 1/4" pop-up waste
- ES Mezclador monomando para bidé, 1 orificio, de repisa, con mezcla mecánica y desagüe de 1" 1/4 con varilla y válvula automática

**CRIDE321**  
51 chrome 13 black matt

### CRIDE321



5,6 l/min (3 bar)

CRICR24291Q00

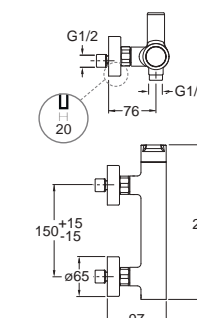
### CRIDE481



- IT Miscelatore monocomando doccia esterno a parete, con miscelazione meccanica
- DE Aufputz-Einhandmischer für Duschsystem für Wandmontage mit mechanischer Mischung
- FR Mitigeur monocommande mural de douche extérieure, réglage mécanique
- EN Single-control wall-mounted external shower mixer, with mechanical mixing
- ES Mezclador monomando para ducha, exterior de pared, con mezcla mecánica

**CRIDE481**  
51 chrome 13 black matt

### CRIDE481



CRICR24272Q00

### CRIDE409

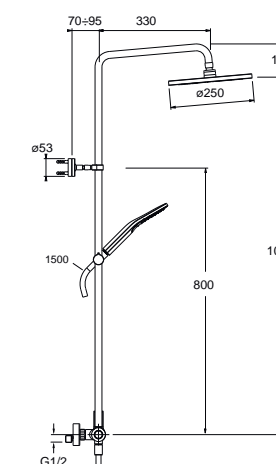


- IT Colonna doccia monocomando a parete, con miscelazione meccanica, soffione anticalcare Ø 250 mm in ABS, braccio orientabile, doccia anticalcare, supporto scorrevole, flessibile long life\*\*\*\*
- DE Duschsystem für Wandmontage mit Einhandmischer, mechanischer Mischung, Kopfbrause mit Antikalk-System Ø250 mm aus ABS, schwenkbarem Brausearm, Handbrause mit Antikalk-System mit einstellbarem Wasserstrahl, Gleitschieber, Brauseschlauch Long Life\*\*\*\*
- FR Colonne de douche monocommande murale, réglage mécanique, douche de tête anticalcaire Ø250 mm en ABS, bras orientable, douchette anticalcaire à jet réglable, support coulissant, flexible long life\*\*\*\*
- EN Single-control wall-mounted shower column, with mechanical mixing, Ø250 mm ABS anti-scale showerhead, swivel arm, anti-scale hand shower with adjustable jet, with sliding support, long-life hose\*\*\*\*
- ES Columna de ducha monomando, de pared, con mezcla mecánica, rociador antical Ø 250 mm de ABS, brazo orientable, ducha de mano antical de chorro regulable, soporte deslizante, flexo Long Life\*\*\*\*

Per aggiungere il porta sapone, inserire il codice CRIAB003  
To add the soap dish, enter the code CRIAB003

**CRIDE409**  
51 chrome 13 black matt

### CRIDE409



9 l/min (3 bar)

CRICR24272Q00

CRIPR14794Q

## CRIDE486

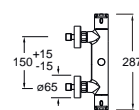
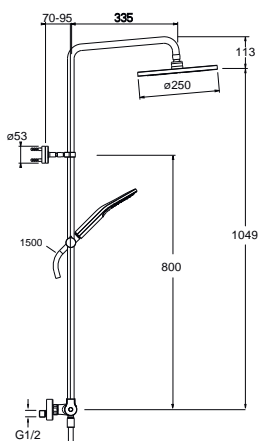


- IT Colonna doccia monocomando a parete, con miscelazione termostatica, deviatore a 2 uscite, soffione anticalcare Ø 250 mm in ABS, braccio orientabile, doccetta anticalcare, supporto scorrevole, flessibile long life\*\*\*\*
- DE Duschsystem mit Einhandmischer für Wandmontage mit thermostatischer Mischung, 2-Wege-Umsteller, Kopfbrause mit Antikalk-System Ø250 mm aus ABS, schwenkbarem Brausearm, Handbrause mit Antikalk-System mit einstellbarem Wasserstrahl, Gleitschieber, Brauseschlauch Long Life\*\*\*\*
- FR Colonne de douche murale monocommande, réglage thermostatique, inverseur 2 sorties, douche de tête anticalcaire Ø250 mm en ABS, bras orientable, douchette anticalcaire à jet réglable, support coulissant, flexible long life\*\*\*\*
- EN Single-control wall-mounted shower column, with thermostatic mixing, 2-outlet diverter, Ø250 mm ABS anti-scale showerhead, swivel arm, anti-scale hand shower, adjustable jet, sliding support, long-life hose\*\*\*\*
- ES Columna de ducha monomando de pared, con mezcla termostática, inversor de 2 salidas, rociador antical Ø 250 mm de ABS, brazo orientable, ducha de mano antical de chorro regulable, soporte deslizante, flexo Long Life\*\*\*\*

Per aggiungere il porta sapone, inserire il codice CRIAB003  
To add the soap dish, enter the code CRIAB003

**CRIDE486**  
51 chrome 13 black matt

## CRIDE486



- 9/10 min (3 bar)
- CRICR11715Q00
- CRICR11713Q00

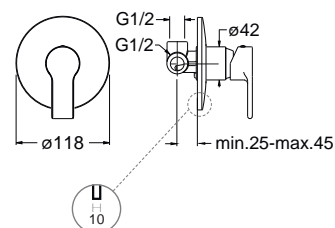
## CRIDE118



- IT Miscelatore monocomando doccia a parete, piastra in metallo, con miscelazione meccanica, completo di parte incasso
- DE Duschsystem-Wandmischer, Abdeckplatte aus Metall, mit mechanischer Mischung, inkl. Unterputz-Einbakörper
- FR Mitigeur monocommande mural de douche, plaque en métal, réglage mécanique, avec corps d'encastrement
- EN Single-control wall-mounted shower mixer, metal plate, with mechanical mixing, complete with recessed part
- ES Mezclador monomando para ducha, de pared, placa de metal, con mezcla mecánica, dotado de cuerpo empotrado

**CRIDE118**  
51 chrome 13 black matt

## CRIDE118



- CRICR24272Q00

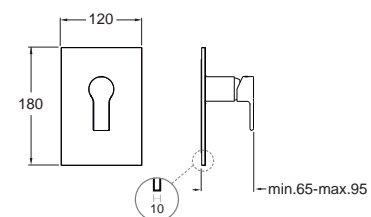
## CRIDE686



- IT Set esterno monocomando doccia a parete, piastra in metallo, con miscelazione meccanica, da completarsi con parte incasso CRICS535
- DE Fertigmontageset Einhandmischer für Duschsystem für Wandmontage, Abdeckplatte aus Metall, mit mechanischer Mischung, mit Unterputz-Einbakörper CRICS535 zu vervollständigen
- FR Groupe extérieur monocommande mural de douche, plaque en métal, réglage mécanique, à compléter avec le corps d'encastrement CRICS535
- EN External single-control wall-mounted shower set, metal plate, with mechanical mixing, for completion with recessed part CRICS535
- ES Kit exterior monomando para ducha, de pared, placa de metal, con mezcla mecánica, a completar con cuerpo empotrado CRICS535

**CRIDE686**  
51 chrome 13 black matt

## CRIDE686



- CRICS535 p. 680
- CRICR24272Q00

## CRIDE689

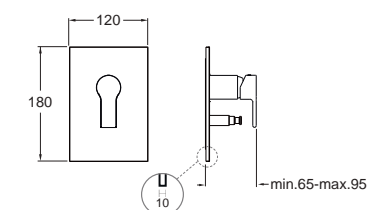


\* per uso vasca, acquistare anche CRIPR15268Q \_\_  
/ for bathtub use, purchase also CRIPR15268Q \_\_

- IT Set esterno monocomando doccia a parete, piastra in metallo, con miscelazione meccanica, deviatore automatico a 2 uscite, da completarsi con parte incasso CRICS535
- DE Fertigmontageset Brause-Wandmischer, Abdeckplatte aus Metall, mit mechanischer Mischung, automatischem 2-Wege-Umsteller, zu vervollständigen mit Unterputz-Einbakörper CRICS535
- FR Groupe extérieur monocommande mural douche, plaque en métal, réglage mécanique, inverseur automatique 2 sorties, à compléter avec le corps d'encastrement CRICS535
- EN External single-control wall-mounted shower set, metal plate, with mechanical mixing, 2-outlet automatic diverter, for completion with recessed part CRICS535
- ES Kit exterior monomando para ducha, de pared, placa de metal, con mezcla mecánica, inversor automático de 2 salidas, a completar con cuerpo empotrado CRICS535

**CRIDE689**  
51 chrome 13 black matt

## CRIDE689



- CRICS535 p. 680
- CRICR24272Q00
- CRIAC827 \_\_
- CRIPR15268Q \_\_

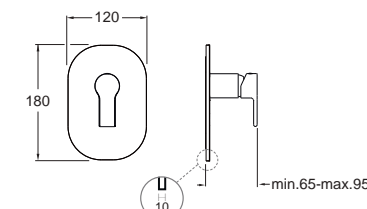
## CRIDE656



- IT Set esterno monocomando doccia a parete, piastra in ABS, con miscelazione meccanica, da completarsi con parte incasso CRICS535
- DE Fertigmontageset Einhandmischer für Duschsystem für Wandmontage, Abdeckplatte aus ABS, mit mechanischer Mischung, zu vervollständigen mit Unterputz-Einbakörper CRICS535
- FR Groupe extérieur monocommande mural de douche, plaque en ABS, réglage mécanique, à compléter avec le corps d'encastrement CRICS535
- EN External single-control wall-mounted shower set, ABS plate, with mechanical mixing, for completion with recessed part CRICS535
- ES Kit exterior monomando para ducha, de pared, placa de ABS, con mezcla mecánica, a completar con cuerpo empotrado CRICS535

**CRIDE656**  
51 chrome 13 black matt

## CRIDE656



- CRICS535 p. 680
- CRICR24272Q00

## CRIDE659

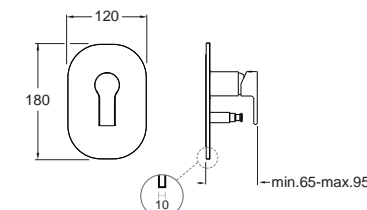


\* per uso vasca, acquistare anche CRIPR15268Q \_\_  
/ for bathtub use, purchase also CRIPR15268Q \_\_

- IT Set esterno monocomando doccia a parete, piastra in ABS, con miscelazione meccanica, deviatore automatico a 2 uscite, da completarsi con parte incasso CRICS535
- DE Fertigmontageset Brause-Wandmischer, Abdeckplatte aus ABS, mit mechanischer Mischung, automatischem 2-Wege-Umsteller, zu vervollständigen mit Unterputz-Einbakörper CRICS535
- FR Groupe extérieur monocommande mural douche, plaque en ABS, réglage mécanique, inverseur automatique 2 sorties, à compléter avec le corps d'encastrement CRICS535
- EN External single-control wall-mounted shower set, ABS plate, with mechanical mixing, 2-outlet automatic diverter, for completion with recessed part CRICS535
- ES Kit exterior monomando para ducha, de pared, placa de ABS, con mezcla mecánica, inversor automático de 2 salidas, a completar con cuerpo empotrado CRICS535

**CRIDE659**  
51 chrome 13 black matt

## CRIDE659



- CRICS535 p. 680
- CRICR24272Q00
- CRIAC827 \_\_
- CRIPR15268Q \_\_

## CRIDE649



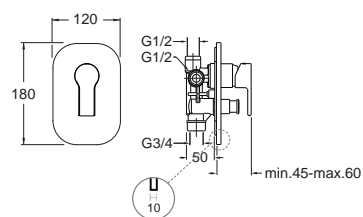
- IT Miscelatore monocomando doccia/vasca a parete, piastra in ABS, con miscelazione meccanica, deviatore automatico a 2 uscite, completo di parte incasso
- DE Wannen-/Brause-Wandeinhandmischer, Abdeckplatte aus ABS, mit mechanischer Mischung, automatischem 2-Wege-Umsteller, inkl. Unterputz-Einbaukörper
- FR Mitigeur monocommande mural douche/baignoire, plaque en ABS, réglage mécanique, inverseur automatique 2 sorties, avec corps d'encastrement
- EN Single-control wall-mounted shower/bathtub mixer, ABS plate, with mechanical mixing, 2-outlet automatic diverter, complete with recessed part
- ES Mezclador monomando para ducha/bañera, de pared, placa de ABS, con mezcla mecánica, inversor automático de 2 salidas, dotado de cuerpo empotrado

## CRIDE649

51 chrome

13 black matt

## CRIDE649



CRICR24272Q00



CRIPR4283Q00

## CRIDE751



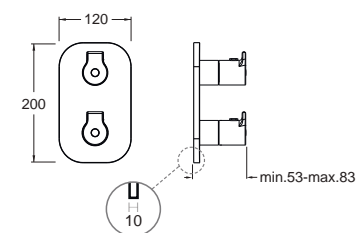
- IT Set esterno doccia a parete, piastra in metallo stondata, con miscelazione termostatica, valvola d'arresto 1 uscita, da completarsi con parte incasso CRICS800
- DE Fertigmontageset Duschsystem für Wandmontage, abgerundete Abdeckplatte aus Metall, mit thermostatischer Mischung und 1-Weg-Absperrventil, zu vervollständigen mit Unterputz-Einbaukörper CRICS800
- FR Groupe extérieur mural de douche, plaque angles arrondis en métal, réglage thermostatique, vanne d'arrêt 1 sortie, à compléter avec le corps d'encastrement CRICS800
- EN External wall-mounted shower set, curved metal plate, with thermostatic mixing, 1-outlet stop valve, for completion with recessed part CRICS800
- ES Kit exterior para ducha, de pared, placa de metal redondeada, con mezcla termostática, válvula de paso de 1 salida, a completar con cuerpo empotrado CRICS800

## CRIDE751

51 chrome

13 black matt

## CRIDE751

CRICS800  
p. 680

CRICR16901Q00

## CRIDE752

- IT con deviatore a 2 uscite
- DE mit 2 wenge umsteller
- FR avec inverseur 2 sorties
- EN with 2 outlet diverter
- ES con desviador 2 salidas



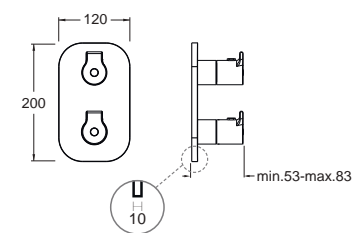
- IT Set esterno doccia/vasca a parete, piastra in metallo stondata, con miscelazione termostatica, deviatore, da completarsi con parte incasso CRICS800
- DE Wand-Fertigmontageset Wanne/Brause, abgerundete Abdeckplatte aus Metall, mit thermostatischer Mischung, zu vervollständigen mit Unterputz-Einbaukörper CRICS800
- FR Groupe extérieur mural douche/baignoire, plaque angles arrondis en métal, réglage thermostatique, à compléter avec le corps d'encastrement CRICS800
- EN External wall-mounted shower/bathtub set, curved metal plate, with thermostatic mixing, for completion with recessed part CRICS800
- ES Kit exterior para ducha/bañera, de pared, placa de metal redondeada, con mezcla termostática, a completar con cuerpo empotrado CRICS800

## CRIDE752

51 chrome

13 black matt

## CRIDE752/CRIDE753

CRICS800  
p. 680

CRICR15442Q00



CRICR15441Q00

## CRIDE753

- IT con deviatore a 3 uscite
- DE mit 3 wenge umsteller
- FR avec inverseur 3 sorties
- EN with 3 outlet diverter
- ES con desviador 3 salidas

## CRIDE753

51 chrome

13 black matt

## CRIDE180



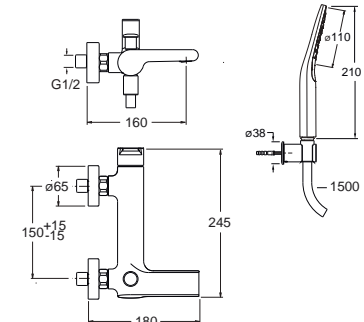
- IT Miscelatore monocomando vasca a parete, con miscelazione meccanica, deviatore automatico a 2 uscite, bocca con punto d'erogazione 160 mm, doccetta anticalcare, supporto fisso, flessibile long life\*\*\*\*
- DE Wannen-Wandeinhandmischer, mit mechanischer Mischung, automatischem 2-Wege-Umsteller, Auslauflänge 160 mm, Handbrause mit Antikalk-System und einstellbarem Wasserstrahl, Halter für Wandmontage, Brauseschlauch Long Life\*\*\*\*, inkl. Unterputz-Einbaukörper
- FR Mitigeur monocommande mural de baignoire, réglage mécanique, inverseur automatique 2 sorties, bec déverseur longueur 160 mm, douchette anticalcaire à jet réglable, support fixe, flexible long life\*\*\*\*, avec corps d'encastrement
- EN Single-control wall-mounted bathtub mixer, with mechanical mixing, 2-outlet automatic diverter, spout length 160 mm, anti-scale hand shower with adjustable jet, fixed support and long-life hose\*\*\*\*, complete with recessed part
- ES Mezclador monomando para bañera, de pared, con mezcla mecánica, inversor automático de 2 salidas, caño con boca de salida de 160 mm, ducha de mano antical de chorro regulable, soporte fijo, flexo Long Life\*\*\*\*, dotado de cuerpo empotrado

## CRIDE180

51 chrome

13 black matt

## CRIDE180



9 1/2 min (3 bar)



CRICR24272Q00

## CRIDE181



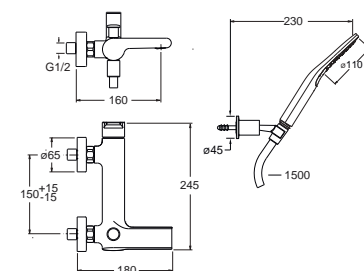
- IT Miscelatore monocomando vasca a parete, con miscelazione meccanica, deviatore automatico a 2 uscite, bocca con punto d'erogazione 160 mm, doccetta anticalcare, supporto orientabile, flessibile long life\*\*\*\*
- DE Wannen-Einhandmischer für Wandmontage, mit mechanischer Mischung, automatischem 2-Wege-Umsteller, Auslauflänge 160 mm, Handbrause mit Antikalk-System und einstellbarem Wasserstrahl, Halter für Wandmontage, Brauseschlauch Long Life\*\*\*\*, inkl. Unterputz-Einbaukörper
- FR Mitigeur monocommande mural de baignoire, réglage mécanique, inverseur automatique 2 sorties, bec déverseur longueur 160 mm, douchette anticalcaire à jet réglable, support orientable, flexible long life\*\*\*\*, avec corps d'encastrement
- EN Single-control wall-mounted bathtub mixer, with mechanical mixing, 2-outlet automatic diverter, spout length 160 mm, anti-scale hand shower with adjustable jet, swivel support and long-life hose\*\*\*\*, complete with recessed part
- ES Mezclador monomando para bañera, de pared, con mezcla mecánica, inversor automático de 2 salidas, caño con boca de salida de 160 mm, ducha de mano antical de chorro regulable, soporte orientable, flexo Long Life\*\*\*\*, dotado de cuerpo empotrado

## CRIDE181

51 chrome

13 black matt

## CRIDE181



9 1/2 min (3 bar)



CRICR24272Q00

## CRIDE187



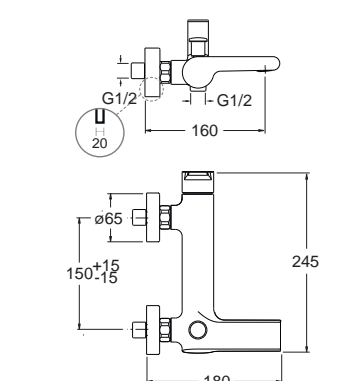
- IT Miscelatore monocomando vasca esterno a parete, con miscelazione meccanica, deviatore automatico a 2 uscite, bocca con punto d'erogazione 160 mm
- DE Aufputz Wannen-Einhandmischer für Wandmontage, mit mechanischer Mischung, automatischem 2-Wege-Umsteller, Auslauflänge 160 mm
- FR Mitigeur monocommande mural de baignoire extérieure, réglage mécanique, inverseur automatique 2 sorties, bec déverseur longueur 160 mm
- EN Single-control wall-mounted external bathtub mixer, with mechanical mixing, 2-outlet automatic diverter, spout length 160 mm
- ES Mezclador monomando para bañera, exterior de pared, con mezcla mecánica, inversor automático de 2 salidas, caño con boca de salida de 160 mm

## CRIDE187

51 chrome

13 black matt

## CRIDE187



CRICR24272Q00

## CRIDE121



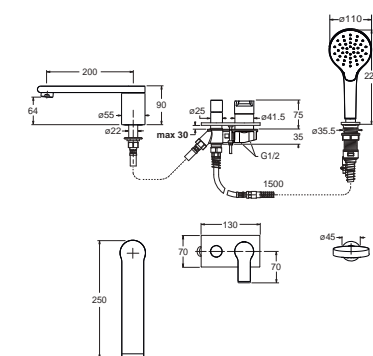
- IT Miscelatore monocomando bordo vasca 4 fori da piano ispezionabile, piastra in metallo, con miscelazione meccanica, deviatore a 2 uscite, bocca con punto d'erogazione 200 mm, doccetta anticalcare estraibile e FOLLOW ME \*\*\*\*\* , completo di parte incasso
- DE Zur Reinigung demontierbarer 4-Loch Wannenrand-Einhandmischer, Abdeckplatte aus Metall, mit mechanischer Mischung, 2-Wege-Umsteller, Auslauflänge 200 mm, ausziehbare Handbrause mit Antikalk-System, einstellbarem Wasserstrahl, FOLLOW ME\*\*\*\*\* , inkl. Unterputz-Einbaukörper
- FR Mitigeur monocommande bord baignoire 4 trous sur plage accessible pour l'inspection, plaque en métal, réglage mécanique, inverseur 2 sorties, bec déverseur longueur 200 mm, douchette anticalcaire extractible à jet réglable et FOLLOW ME \*\*\*\*\* , avec corps d'encastrement
- EN Inspectable single-control deck-mounted 4-hole bath edge mixer, metal plate, with mechanical mixing, 2-outlet diverter, spout length 200 mm, extractable anti-scale hand shower with adjustable jet and FOLLOW ME\*\*\*\*\* , complete with recessed part
- ES Mezclador monomando para borde bañera, 4 orificios, de repisa, inspeccionable, placa de metal, con mezcla mecánica, inversor de 2 salidas, caño con boca de salida de 200 mm, ducha de mano antical extraíble de chorro regulable y FOLLOW ME\*\*\*\*\* , dotado de cuerpo empotrado

## CRIDE121

51 chrome

13 black matt

## CRIDE121



CRICR24272Q00

## CRIDE189



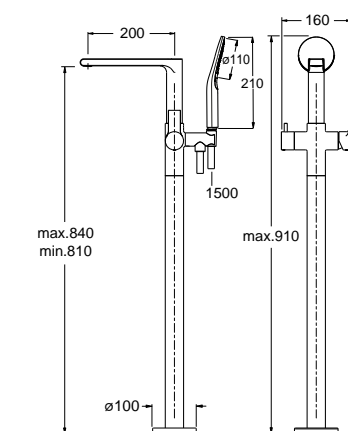
- IT Set esterno monocomando vasca a pavimento, con miscelazione meccanica, deviatore a 2 uscite, doccetta anticalcare, flessibile long life\*\*\*\*, da completarsi con parte incasso CRICS290
- DE Fertigmontageset Wannen-Einhandmischer bodenstehend, mit mechanischer Mischung, 2-Wege-Umsteller, Handbrause mit Antikalk-System mit einstellbarem Wasserstrahl, Brauseschlauch Long Life\*\*\*\*, zu vervollständigen mit Unterputz-Einbaukörper CRICS290
- FR Groupe extérieure monocommande de baignoire sur pied, réglage mécanique, inverseur 2 sorties, douchette anticalcaire à jet réglable, flexible long life\*\*\*\*, à compléter avec le corps d'encastrement CRICS290
- EN External single-control floor-standing bathtub set, with mechanical mixing, 2-outlet diverter, anti-scale hand shower with adjustable jet, long-life hose\*\*\*\*, for completion with recessed part CRICS290
- ES Kit exterior monomando para bañera de suelo, con mezcla mecánica, inversor de 2 salidas con ducha de mano antical de chorro regulable, flexo Long Life\*\*\*\*, a completar con cuerpo empotrado CRICS290

## CRIDE189

51 chrome

13 black matt

## CRIDE189

CRICS290  
p. 680

CRICR24272Q00

CRICR11839Q00



Per completare la formulazione della vostra offerta, vi invitiamo a consultare i capitoli:

- Completamenti per Doccia/Vasca/Lavabo pag. 632
- Soffioni & Bracci Doccia pag. 598
- Accessori Contemporary Collection pag. 334



Um die Ihr Angebot zusammenzustellen, bitten wir Sie die einzelnen Kapitel zu beachten:

- Vervollständigungen für Dusche/Bad/Waschtisch Seite 632
- Kopfbrausen & Duscharmee Seite 598
- Vervollständigungen Contemporary Collection Seite 334



Pour compléter la formulation de votre devis, nous vous invitons à consulter les chapitres :

- Compléments pour Douche/Baignoire/Lavabo page 632
- Douches de tête & Bras de douche page 598
- Accessoires Contemporary Collection page 334

To complete the drafting of your offer, please see the following chapters:

- Completions for Shower/Bath/Washbasin page 632
- Showerheads & Shower Arms page 598
- Accessories Contemporary Collection page 334

Para completar la elaboración de su oferta, le invitamos a consultar los siguientes capítulos:

- Complementos para ducha/bañera/lavabo pág. 632
- Rociadores & Brazos de ducha pág. 598
- Accesorios Contemporary Collection pág. 334

## Contemporary Collection East Side

angelettiruzza design



**BIGSEE  
2021**



\*Vi invitiamo a consultare la rete commerciale prima dell'ordine dei prodotti per richieste di certificazioni per mercati particolari.  
\*Before ordering items requiring certifications on particular markets, please check with your sales contact.



**CRIES220**

REGULAR

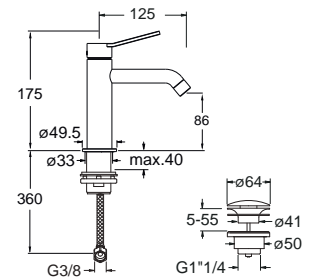


IT Miscelatore monocomando Lavabo Regular monoforo da piano, con miscelazione meccanica  
 DE 1-Loch Waschtisch-Einhandmischer Regular, mit mechanischer Mischung  
 FR Mitigeur monocommande de Lavabo Regular monotrou sur plage, réglage mécanique  
 EN Regular single-control deck-mounted single-hole washbasin mixer, with mechanical mixing  
 ES Mezclador monomando para lavabo Regular, 1 orificio, de repisa, con mezcla mecánica

**CRIES220**  
 51 chrome 13 black matt 34P PVD brushed rose gold 56P PVD polished gold brass 75 brushed black chrome 77 brushed metallic

96P PVD brushed gold brass

**CRIES220**



5,6 1/2 min (3 bar)



**CRIES920**

REGULAR



**CRIES920**

51 chrome

No Up&Down

**CRIES227**

MEDIUM

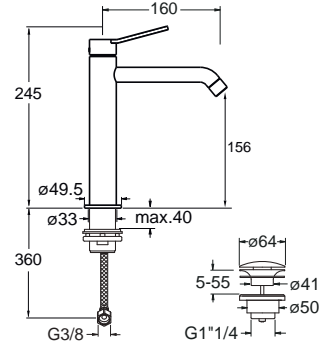


IT Miscelatore monocomando Lavabo Medium monoforo da piano, con miscelazione meccanica  
 DE 1-Loch Waschtisch-Einhandmischer Medium, mit mechanischer Mischung  
 FR Mitigeur monocommande de Lavabo Medium monotrou sur plage, réglage mécanique  
 EN Medium single-control deck-mounted single-hole washbasin mixer, with mechanical mixing  
 ES Mezclador monomando para lavabo Medium, 1 orificio, de repisa, con mezcla mecánica

**CRIES227**  
 51 chrome 13 black matt 34P PVD brushed rose gold 56P PVD polished gold brass 75 brushed black chrome 77 brushed metallic

96P PVD brushed gold brass

**CRIES227**



5,6 1/2 min (3 bar)



**CRIES927**

MEDIUM



**CRIES927**

51 chrome

No Up&Down

**CRIES222**

TALL

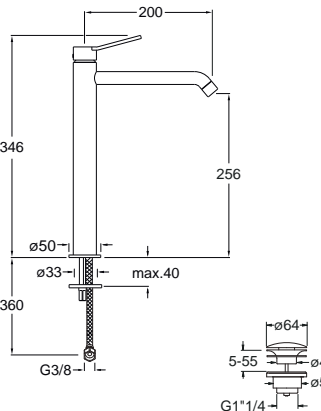


IT Miscelatore monocomando Lavabo Tall monoforo da piano, con miscelazione meccanica  
 DE 1-Loch Waschtisch-Einhandmischer Tall, mit mechanischer Mischung  
 FR Mitigeur monocommande de Lavabo Tall monotrou sur plage, réglage mécanique  
 EN Tall single-control deck-mounted single-hole washbasin mixer, with mechanical mixing  
 ES Mezclador monomando para lavabo Tall, 1 orificio, de repisa, con mezcla mecánica

**CRIES222**  
 51 chrome 13 black matt 34P PVD brushed rose gold 56P PVD polished gold brass 75 brushed black chrome 77 brushed metallic

96P PVD brushed gold brass

**CRIES222**



5,6 1/2 min (3 bar)



**CRIES922**

TALL



**CRIES922**

51 chrome

No Up&Down

**CRIES226**

REGULAR



IT Miscelatore bicomando Lavabo Regular monoforo da piano, con miscelazione meccanica  
 DE 1-Loch Zweigriff-Waschtischbatterie Regular, mit mechanischer Mischung  
 FR Mélangeur double commande de Lavabo Regular monotrou sur plage, réglage mécanique  
 EN Regular dual-control deck-mounted single-hole washbasin mixer, with mechanical mixing  
 ES Mezclador bimando para lavabo Regular, 1 orificio, de repisa, con mezcla mecánica

**CRIES226**  
 51 chrome 13 black matt 34P PVD brushed rose gold 56P PVD polished gold brass 75 brushed black chrome 77 brushed metallic

96P PVD brushed gold brass

**CRIES926**

REGULAR



**CRIES926**

51 chrome

No Up&Down

**CRIES248**

TALL



IT Miscelatore bicomando Lavabo Tall monoforo da piano, con miscelazione meccanica  
 DE 1-Loch Zweigriff-Waschtischbatterie Tall, mit mechanischer Mischung  
 FR Mélangeur double commande de Lavabo Tall monotrou sur plage, réglage mécanique  
 EN Tall dual-control deck-mounted single-hole washbasin mixer, with mechanical mixing  
 ES Mezclador bimando para lavabo Tall, 1 orificio, de repisa, con mezcla mecánica

**CRIES248**  
 51 chrome 13 black matt 34P PVD brushed rose gold 56P PVD polished gold brass 75 brushed black chrome 77 brushed metallic

96P PVD brushed gold brass

**CRIES948**

TALL



**CRIES948**

51 chrome

No Up&Down

**CRIES204**

SMALL



IT Miscelatore bicomando Lavabo Small 3 fori da piano, con miscelazione meccanica  
 DE 3-Loch Zweigriff-Waschtischbatterie Small, mit mechanischer Mischung  
 FR Mélangeur double commande de Lavabo Small 3 trous sur plage, réglage mécanique  
 EN Small dual-control deck-mounted 3-hole washbasin mixer, with mechanical mixing  
 ES Mezclador bimando para lavabo Small, 3 orificios, de repisa, con mezcla mecánica

**CRIES204**  
 51 chrome 13 black matt 34P PVD brushed rose gold 56P PVD polished gold brass 75 brushed black chrome 77 brushed metallic

96P PVD brushed gold brass

**CRIES904**

SMALL

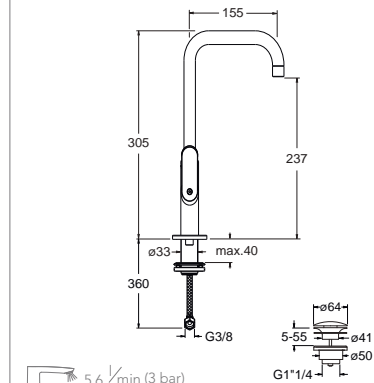


**CRIES904**

51 chrome

No Up&Down

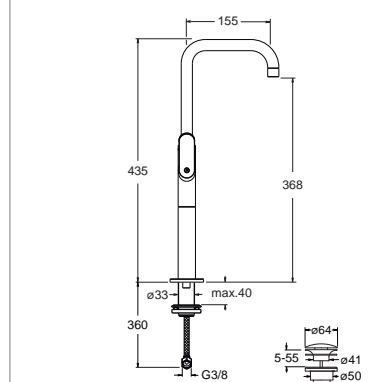
**CRIES226**



5,6 1/2 min (3 bar)



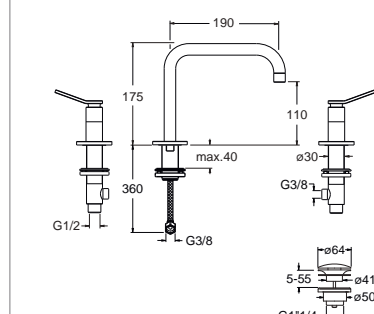
**CRIES248**



5,6 1/2 min (3 bar)



**CRIES204**



5,6 1/2 min (3 bar)



### CRIES205

REGULAR



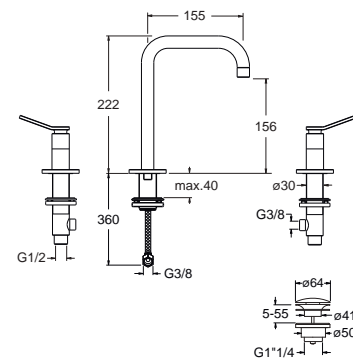
- IT Miscelatore bicomando Lavabo Regular 3 fori da piano, con miscelazione meccanica
- DE 3-Loch Zweigriff-Waschtischbatterie Regular, mit mechanischer Mischung
- FR Mélangeur double commande de Lavabo Regular 3 trous sur plage, réglage mécanique
- EN Regular dual-control deck-mounted 3-hole washbasin mixer, with mechanical mixing
- ES Mezclador bimando para lavabo Regular, 3 orificios, de repisa, con mezcla mecánica

#### CRIES205

- 51 chrome
- 13 black matt
- 34P PVD brushed rose gold
- 56P PVD polished gold brass
- 75 brushed black chrome
- 77 brushed metallic

96P PVD brushed gold brass

### CRIES205



5,6 1/2 min (3 bar)

CRIVT5889Q00

CRIVT5890Q00

### CRIES905

REGULAR



#### CRIES905

51 chrome

No Up&Down

### CRIES206

TALL



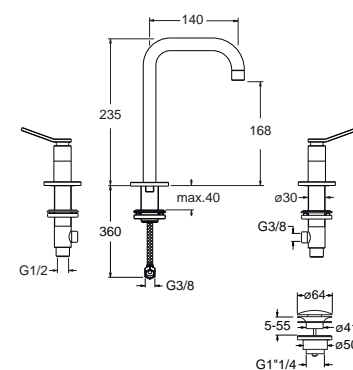
- IT Miscelatore bicomando Lavabo Tall 3 fori da piano, con miscelazione meccanica
- DE 3-Loch Zweigriff-Waschtischbatterie, mit mechanischer Mischung
- FR Mélangeur double commande de Lavabo Tall 3 trous sur plage, réglage mécanique
- EN Tall dual-control deck-mounted 3-hole washbasin mixer, with mechanical mixing
- ES Mezclador bimando para lavabo Tall, 3 orificios, de repisa, con mezcla mecánica

#### CRIES206

- 51 chrome
- 13 black matt
- 34P PVD brushed rose gold
- 56P PVD polished gold brass
- 75 brushed black chrome
- 77 brushed metallic

96P PVD brushed gold brass

### CRIES206



5,6 1/2 min (3 bar)

CRIVT5889Q00

CRIVT5890Q00

### CRIES906

TALL



#### CRIES906

51 chrome

No Up&Down

### CRIES242

REGULAR



- IT Set esterno bicomando Lavabo Regular 3 fori a parete, con miscelazione meccanica, bocca con punto d'erogazione 180 mm, da completarsi con parte incasso CRICS233 (comandi laterali)
- DE 3-Loch Fertigmontageset Zweigriff-Waschtischbatterie für Wandmontage Regular, mit mechanischer Mischung, Auslauflänge 180 mm, zu vervollständigen mit Unterputz-Einbaukörper CRICS233 (seitliche Kartuschen)
- FR Groupe extérieur double commande mural de Lavabo Regular 3 trous, réglage mécanique, bec déverseur longueur 180 mm, à compléter avec le corps d'encastrement CRICS233 (commandes latérales)
- EN Regular external dual-control wall-mounted 3-hole washbasin set, with mechanical mixing, spout length 180 mm, for completion with recessed part CRICS233 (controls on the sides)
- ES Kit exterior bimando para lavabo Regular, 3 orificios, de pared, con mezcla mecánica, caño con boca de salida de 180 mm, a completar con cuerpo empotrado CRICS233 (mandos laterales)

#### CRIES242

- 51 chrome
- 13 black matt
- 34P PVD brushed rose gold
- 56P PVD polished gold brass
- 75 brushed black chrome
- 77 brushed metallic

96P PVD brushed gold brass

#### CRIES942

51 chrome



No Up&Down

### CRIES942

REGULAR

### CRIES243

LARGE



- IT Set esterno bicomando Lavabo Large 3 fori a parete, con miscelazione meccanica, bocca con punto d'erogazione 225 mm, da completarsi con parte incasso CRICS233 (comandi laterali)
- DE 3-Loch Fertigmontageset Zweigriff-Waschtischbatterie für Wandmontage Large, mit mechanischer Mischung, Auslauflänge 225 mm, zu vervollständigen mit Unterputz-Einbaukörper CRICS233 (seitliche Kartuschen)
- FR Groupe extérieur double commande mural de Lavabo Large 3 trous, réglage mécanique, bec déverseur longueur 225 mm, à compléter avec le corps d'encastrement CRICS233 (commandes latérales)
- EN Large external dual-control wall-mounted 3-hole washbasin set, with mechanical mixing, spout length 225 mm, for completion with recessed part CRICS233 (controls on the sides)
- ES Kit exterior bimando para lavabo Large, 3 orificios, de pared, con mezcla mecánica, caño con boca de salida de 225 mm, a completar con cuerpo empotrado CRICS233 (mandos laterales)

#### CRIES243

- 51 chrome
- 13 black matt
- 34P PVD brushed rose gold
- 56P PVD polished gold brass
- 75 brushed black chrome
- 77 brushed metallic

96P PVD brushed gold brass

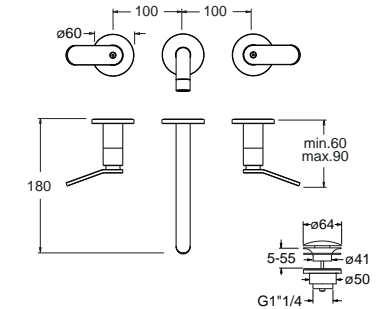
#### CRIES943

51 chrome



No Up&Down

### CRIES242



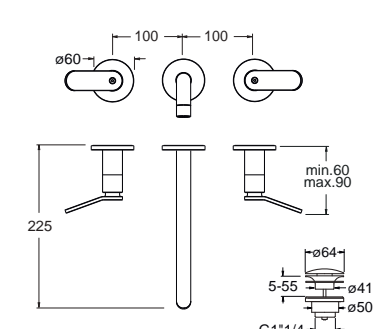
5,6 1/2 min (3 bar)

CRICS233 p. 678

CRIVT4725Q00

CRIVT4726Q00

### CRIES243



5,6 1/2 min (3 bar)

CRICS233 p. 678

CRIVT4725Q00

CRIVT4726Q00

### CRIES320

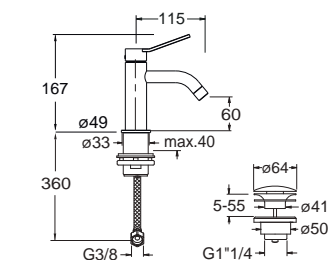


IT Miscelatore monocomando Bidet monoforo da piano, con miscelazione meccanica  
 DE 1-Loch Einhandmischer für das Bidet, mit mechanischer Mischung  
 FR Mitigeur monocommande de bidet monotrou sur plage, réglage mécanique  
 EN Single-control deck-mounted single-hole bidet mixer, with mechanical mixing  
 ES Mezclador monomando para bidé, 1 orificio, de repisa, con mezcla mecánica

- CRIES320**
- 51 chrome
  - 13 black matt
  - 34P PVD brushed rose gold
  - 56P PVD polished gold brass
  - 75 brushed black chrome
  - 77 brushed metallic

96P PVD brushed gold brass

### CRIES320



5,6 1/2 min (3 bar)

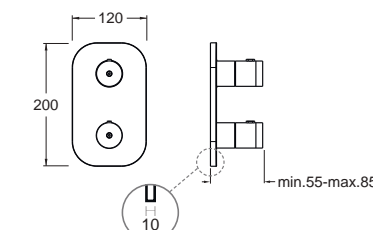
CRICR24287Q00

### CRIES751



IT Set esterno doccia a parete, piastra in metallo stondata, con miscelazione termostatica, valvola d'arresto 1 uscita, da completarsi con parte incasso CRICS800  
 DE Fertigmontageset Duschsystem für Wandmontage, abgerundete Abdeckplatte aus Metall, mit thermostatischer Mischung und 1-Weg-Absperrventil, zu vervollständigen mit Unterputz-Einbaukörper CRICS800  
 FR Groupe extérieur mural de douche, plaque angles arrondis en métal, réglage thermostatique, vanne d'arrêt 1 sortie, à compléter avec le corps d'encastrement CRICS800  
 EN External wall-mounted shower set, curved metal plate, with thermostatic mixing, 1-outlet stop valve, for completion with recessed part CRICS800  
 ES Kit exterior para ducha, de pared, placa de metal redondeada, con mezcla termostática, válvula de paso de 1 salida, a completar con cuerpo empotrado CRICS800

### CRIES751



### CRIES370



### CRIES370

51 chrome

### CRIES330

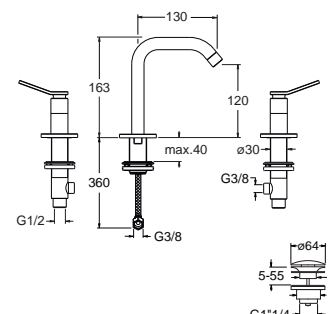


IT Miscelatore bicomando Bidet 3 fori da piano, con miscelazione meccanica  
 DE 3-Loch Zweigriff-Mischbatterie für das Bidet, mit mechanischer Mischung  
 FR Mélangeur double commande de bidet 3 trous sur plage, réglage mécanique  
 EN Dual-control deck-mounted 3-hole bidet mixer, with mechanical mixing  
 ES Mezclador bimando para bidé, 3 orificios, de repisa, con mezcla mecánica

- CRIES330**
- 51 chrome
  - 13 black matt
  - 34P PVD brushed rose gold
  - 56P PVD polished gold brass
  - 75 brushed black chrome
  - 77 brushed metallic

96P PVD brushed gold brass

### CRIES330



5,6 1/2 min (3 bar)

CRIVT5889Q00

CRIVT5890Q00

### CRIES752

IT con deviatore a 2 uscite  
 DE mit 2 wenge umsteller  
 FR avec inverseur 2 sorties  
 EN with 2 outlet diverter  
 ES con desviador 2 salidas

### CRIES751

- 51 chrome
- 13 black matt
- 34P PVD brushed rose gold
- 56P PVD polished gold brass
- 75 brushed black chrome
- 77 brushed metallic

96P PVD brushed gold brass

**CRICS800**  
p. 680

CRICR16901Q00

### CRIES380



### CRIES380

51 chrome

### CRIES326

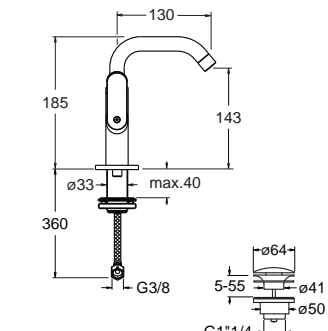


IT Miscelatore bicomando Bidet monoforo da piano, con miscelazione meccanica  
 DE 1-Loch Zweigriff-Mischbatterie für das Bidet, mit mechanischer Mischung  
 FR Mélangeur double commande de bidet monotrou sur plage, réglage mécanique  
 EN Dual-control deck-mounted single-hole bidet mixer, with mechanical mixing  
 ES Mezclador bimando para bidé, 1 orificio, de repisa, con mezcla mecánica

- CRIES326**
- 51 chrome
  - 13 black matt
  - 34P PVD brushed rose gold
  - 56P PVD polished gold brass
  - 75 brushed black chrome
  - 77 brushed metallic

96P PVD brushed gold brass

### CRIES326



5,6 1/2 min (3 bar)

CRIVT5889Q00

CRIVT5890Q00

### CRIES753

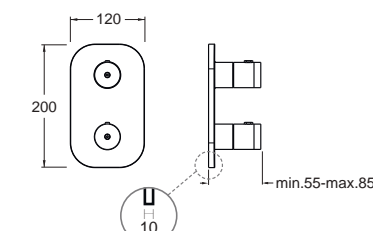
IT con deviatore a 3 uscite  
 DE mit 3 wenge umsteller  
 FR avec inverseur 3 sorties  
 EN with 3 outlet diverter  
 ES con desviador 3 salidas

### CRIES752

- 51 chrome
- 13 black matt
- 34P PVD brushed rose gold
- 56P PVD polished gold brass
- 75 brushed black chrome
- 77 brushed metallic

96P PVD brushed gold brass

### CRIES752/CRIES753



### CRIES753

- 51 chrome
- 13 black matt
- 34P PVD brushed rose gold
- 56P PVD polished gold brass
- 75 brushed black chrome
- 77 brushed metallic

96P PVD brushed gold brass

**CRICS800**  
p. 680

CRICR15442Q00

CRICR15441Q00

### CRIES481

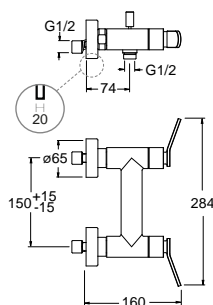


IT Miscelatore bicomando doccia esterno a parete, con miscelazione meccanica  
 DE Aufputz-Duschsystem-Zweigriffbatterie für Wandmontage mit mechanischer Mischung  
 FR Mélangeur double commande mural de douche extérieure, réglage mécanique  
 EN Dual-control wall-mounted external shower mixer, with mechanical mixing  
 ES Mezclador bimando para ducha, exterior de pared, con mezcla mecánica

**CRIES481**  
 51 chrome 13 black matt 34P PVD brushed rose gold 56P PVD polished gold brass 75 brushed black chrome 77 brushed metallic

96P PVD brushed gold brass

### CRIES481



CRIVT5889Q00

CRIVT5890Q00

### CRIES451

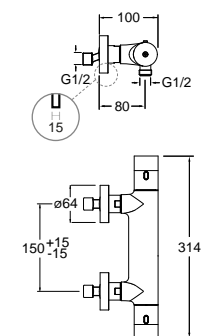


IT Miscelatore doccia esterno a parete, con miscelazione termostatica  
 DE Aufputz-Mischbatterie für Duschsystem für Wandmontage mit thermostatischer Mischung  
 FR Mitigeur mural de douche extérieure, réglage thermostatique  
 EN Dual-control wall-mounted external shower mixer, with thermostatic mixing  
 ES Mezclador para ducha, exterior de pared, con mezcla termostática

**CRIES451**  
 51 chrome 13 black matt 34P PVD brushed rose gold 56P PVD polished gold brass 75 brushed black chrome 77 brushed metallic

96P PVD brushed gold brass

### CRIES451



CRIVT5888Q00

CRICR11713Q00

### CRIES486



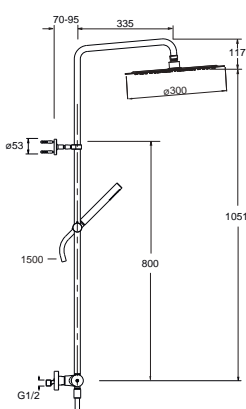
IT Colonna doccia monocomando a parete, con miscelazione termostatica, deviatore a 2 uscite, soffione anticalcare SANDWICH SPECIAL\*\*\* Ø 300 mm, braccio orientabile, doccia anticalcare, supporto scorrevole, flessibile long life\*\*\*\*  
 DE Duschsystem für Wandmontage mit Einhandmischer, mit thermostatischer Mischung, 2-Wege-Umsteller, Kopfbrause mit Antikalk-System SANDWICH SPECIAL\*\*\* Ø300 mm, schwenkbarem Brausearm, Handbrause mit Antikalk-System, Gleitschieber, Brauseschlauch Long Life\*\*\*\*  
 FR Colonne de douche murale monocommande, réglage thermostatique, inverseur 2 sorties, douche de tête anticalcaire SANDWICH SPECIAL\*\*\* Ø300 mm, bras orientable, douchette anticalcaire, support coulissant, flexible long life\*\*\*\*  
 EN Single-control wall-mounted shower column, with thermostatic mixing, 2-outlet diverter, Ø300 mm SANDWICH SPECIAL\*\*\* anti-scale showerhead, swivel arm, anti-scale hand shower, sliding support, long-life hose\*\*\*\*  
 ES Columna de ducha monomando de pared, con mezcla termostática, inversor de 2 salidas, rociador antical SANDWICH SPECIAL\*\*\* Ø 300 mm, brazo orientable, ducha de mano antical, soporte deslizante, flexo Long Life\*\*\*\*

Per aggiungere il porta sapone, inserire il codice CRIAB003  
 To add the soap dish, enter the code CRIAB003

**CRIES486**  
 51 chrome 13 black matt 34P PVD brushed rose gold 56P PVD polished gold brass 75 brushed black chrome 77 brushed metallic

96P PVD brushed gold brass

### CRIES486



CRICR11715Q00

CRICR11713Q00

9 1/2 min (3 bar)

CRICR11715Q00

CRICR11713Q00

### CRIES161



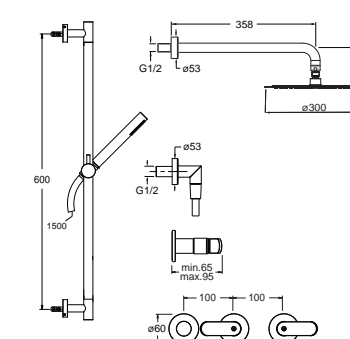
IT Set esterno bicomando doccia a parete, con miscelazione meccanica, deviatore a 2 uscite, soffione anticalcare SANDWICH SPECIAL\*\*\* Ø 300 mm, braccio a parete, doccia anticalcare in metallo, supporto scorrevole, presa d'acqua, flessibile long life\*\*\*\*, da completarsi con parte incasso CRICS115 (comandi laterali)  
 DE Fertigmontage-set Zweigriffbatterie für Duschsystem für Wandmontage, mit mechanischer Mischung, 2-Wege-Umsteller, Kopfbrause mit Antikalk-System SANDWICH SPECIAL\*\*\* Ø300 mm, Wandbrausearm, Handbrause mit Antikalk-System aus Metall, Gleitschieber, Wandanschlussbogen, Brauseschlauch Long Life\*\*\*\*, zu vervollständigen mit Unterputz-Einbaueinheit CRICS115 (seitliche Kartuschen)  
 FR Groupe extérieur double commande mural de douche, réglage mécanique, inverseur 2 sorties, douche de tête anticalcaire SANDWICH SPECIAL\*\*\* Ø300 mm, bras mural, douchette anticalcaire en métal, support coulissant, prise d'eau, flexible long life\*\*\*\*, à compléter avec le corps d'encastrement CRICS115 (commandes latérales)  
 EN External dual-control wall-mounted shower set, with mechanical mixing, 2-outlet diverter, Ø300 mm SANDWICH SPECIAL\*\*\* inspectable anti-scale showerhead, wall-mounted arm, metal anti-scale hand shower, sliding support, water outlet, long-life hose\*\*\*\*, for completion with recessed part CRICS115 (controls on the sides)  
 ES Kit exterior bimando para ducha, de pared, con mezcla mecánica, inversor de 2 salidas, rociador antical SANDWICH SPECIAL\*\*\* Ø 300 mm, brazo de pared, ducha de mano antical de metal, soporte deslizante, toma de agua, flexo Long Life\*\*\*\*, a completar con cuerpo empotrado CRICS115 (mandos laterales)

### CRIES161

51 chrome 13 black matt 34P PVD brushed rose gold 56P PVD polished gold brass 75 brushed black chrome 77 brushed metallic

96P PVD brushed gold brass

### CRIES161



9 1/2 min (3 bar)

CRICS115 p. 680

CRIVT4725Q00

CRIVT4726Q00

CRICR19477Q00

### CRIES180



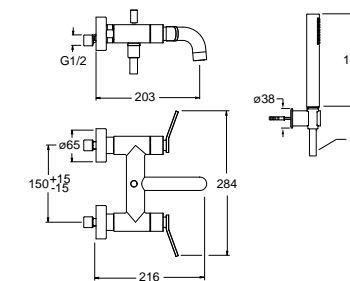
IT Miscelatore bicomando vasca esterno a parete, con miscelazione meccanica, deviatore automatico a 2 uscite, bocca con punto d'erogazione 203 mm, doccia anticalcare in metallo, supporto fisso, flessibile long life\*\*\*\*  
 DE Aufputz Zweigriff-Wannenmischbatterie für Wandmontage, mit mechanischer Mischung, automatischem 2-Wege-Umsteller, Auslauflänge 203 mm, Handbrause aus Metall mit Antikalk-System, Halter für Wandmontage und Brauseschlauch Long Life\*\*\*\*  
 FR Mélangeur double commande mural de baignoire extérieure, réglage mécanique, inverseur automatique 2 sorties, bec déverseur longueur 203 mm, douchette anticalcaire en métal, support fixe, flexible long life\*\*\*\*  
 EN Dual-control wall-mounted external bathtub mixer, with mechanical mixing, 2-outlet automatic diverter, spout length 203 mm, metal anti-scale hand shower, fixed support, long-life hose \*\*\*\*  
 ES Mezclador bimando para bañera, exterior de pared, con mezcla mecánica, inversor automático de 2 salidas, caño con boca de salida de 203 mm, ducha de mano antical de metal, soporte fijo, flexo Long Life\*\*\*\*

### CRIES180

51 chrome 13 black matt 34P PVD brushed rose gold 56P PVD polished gold brass 75 brushed black chrome 77 brushed metallic

96P PVD brushed gold brass

### CRIES180



9 1/2 min (3 bar)

CRIVT5889Q00

CRIVT5890Q00

### CRIES187



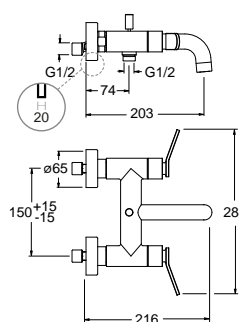
IT Miscelatore bicomando vasca esterno a parete, con miscelazione meccanica, deviatore automatico a 2 uscite, bocca con punto d'erogazione 203 mm  
 DE Aufputz-Zweigriff-Wannenmischbatterie für Wandmontage, mit mechanischer Mischung, automatischem 2-Wege-Umsteller und Auslauflänge 203 mm  
 FR Mélangeur double commande mural de baignoire extérieure, réglage mécanique, inverseur automatique 2 sorties, bec déverseur longueur 203 mm  
 EN Dual-control wall-mounted external bathtub mixer, with mechanical mixing, 2-outlet automatic diverter, spout length 203 mm  
 ES Mezclador bimando para bañera, exterior de pared, con mezcla mecánica, inversor automático de 2 salidas, caño con boca de salida de 203 mm

#### CRIES187

51 chrome 13 black matt 34P PVD brushed rose gold 56P PVD polished gold brass 75 brushed black chrome 77 brushed metallic

96P PVD brushed gold brass

### CRIES187



CRIVT5889Q00

CRIVT5890Q00

### CRIES157



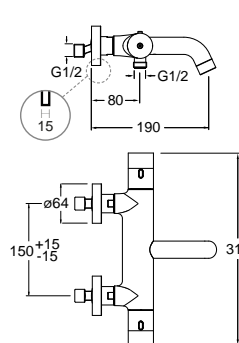
IT Miscelatore bicomando vasca esterno a parete, con miscelazione termostatica, deviatore a 2 uscite, bocca con punto d'erogazione 190 mm  
 DE Aufputz-Zweigriff-Wannenmischbatterie für Wandmontage, mit thermostatischer Mischung, 2-Wege-Umsteller und Auslauflänge 190 mm  
 FR Mélangeur double commande mural de baignoire extérieure, réglage thermostatique, inverseur 2 sorties, bec déverseur longueur 190 mm  
 EN Dual-control wall-mounted external bathtub mixer, with thermostatic mixing, 2-outlet diverter, spout length 190 mm  
 ES Mezclador bimando para bañera, exterior de pared, con mezcla termostática, inversor de 2 salidas, caño con boca de salida de 190 mm

#### CRIES157

51 chrome 13 black matt 34P PVD brushed rose gold 56P PVD polished gold brass 75 brushed black chrome 77 brushed metallic

96P PVD brushed gold brass

### CRIES157



CRICR11715Q00

CRICR11713Q00

### CRIES108



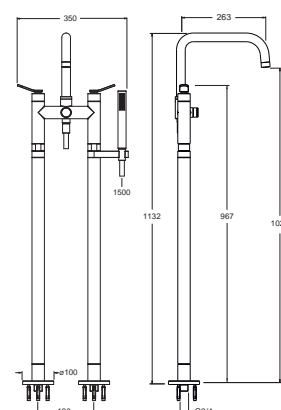
IT Miscelatore bicomando vasca 2 fori a pavimento, con miscelazione meccanica, deviatore a 2 uscite, bocca con punto d'erogazione 263 mm, doccetta anticalcare in metallo, flessibile long life\*\*\*\*  
 DE 2-Loch Zweigriff-Mischbatterie für bodenstehende Wanne, mit mechanischer Mischung, 2-Wege-Umsteller, Auslauflänge 263 mm, Handbrause aus Metall mit Antikalk-System, Brauseschlauch Long Life \*\*\*\*  
 FR Mélangeur double commande de baignoire 2 trous sur pied, réglage mécanique, inverseur 2 sorties, bec déverseur longueur 263 mm, douchette anticalcaire en métal, flexible long life\*\*\*\*  
 EN Dual-control floor-standing 2-hole bathtub mixer, with mechanical mixing, 2-outlet diverter, spout length 263 mm, metal anti-scale hand shower, long-life hose\*\*\*\*  
 ES Mezclador bimando para bañera, 2 orificios, de suelo, con mezcla mecánica, inversor de 2 salidas, caño con boca de salida de 263 mm, ducha de mano antical de metal, flexo Long Life\*\*\*\*

#### CRIES108

51 chrome 13 black matt 34P PVD brushed rose gold 56P PVD polished gold brass 75 brushed black chrome 77 brushed metallic

96P PVD brushed gold brass

### CRIES108



9 1/2 min (3 bar)

CRIVT4809Q00

CRIVT4909Q00

### CRIES162

IT con deviatore a 2 uscite  
 DE mit 2 wege umsteller  
 FR avec inverseur 2 sorties  
 EN with 2 outlet diverter  
 ES con desviador 2 salidas



IT Set esterno bicomando doccia/vasca 3 fori a parete, con miscelazione meccanica, deviatore, da completarsi con parte incasso CRICS115 (comandi laterali)  
 DE 3-Loch Fertigmontageset Wannen-/Brause-Zweigriffbatterie für Wandmontag, mit mechanischer Mischung, zu vervollständigen mit Unterputz-Einbauskörper CRICS115 (seitliche Kartuschen)  
 FR Groupe extérieur double commande mural douche/baignoire 3 trous, réglage mécanique, à compléter avec le corps d'encastrement CRICS115 (commandes latérales)  
 EN External dual-control wall-mounted 3-hole shower/bathtub set, with mechanical mixing, for completion with recessed part CRICS115 (controls on the sides)  
 ES Kit exterior bimando para ducha/bañera, 3 orificios, de pared, con mezcla mecánica, a completar con cuerpo empotrado CRICS115 (mandos laterales)

#### CRIES162

51 chrome 13 black matt 34P PVD brushed rose gold 56P PVD polished gold brass 75 brushed black chrome 77 brushed metallic

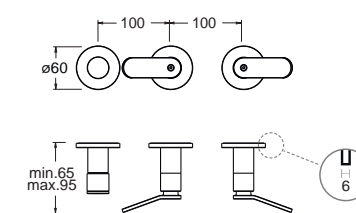
96P PVD brushed gold brass

#### CRIES163

51 chrome 13 black matt 34P PVD brushed rose gold 56P PVD polished gold brass 75 brushed black chrome 77 brushed metallic

96P PVD brushed gold brass

### CRIES162/CRIES163



#### CRICS115 p. 680

CRIVT4725Q00

CRIVT4726Q00

CRICR19477Q00

CRIVT4725Q00

CRIVT4726Q00

CRICR18496Q00

### CRIES163

IT con deviatore a 3 uscite  
 DE mit 3 wege umsteller  
 FR avec inverseur 3 sorties  
 EN with 3 outlet diverter  
 ES con desviador 3 salidas

### CRIES165



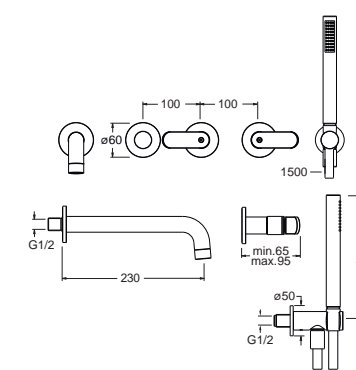
IT Set esterno bicomando vasca 5 fori a parete, con miscelazione meccanica, deviatore a 2 uscite, bocca con punto d'erogazione 230 mm, doccetta anticalcare in metallo, supporto fisso, presa d'acqua, flessibile long life\*\*\*\*, da completarsi con parte incasso CRICS115 (comandi laterali)  
 DE 5-Loch Fertigmontageset Wannen-Zweigriffbatterie für Wandmontage, mit mechanischer Mischung, 2-Wege-Umsteller, Auslauflänge 230 mm, Handbrause mit Antikalk-System aus Metall, Halter für Wandmontage, Wandanschlussbogen, Brauseschlauch Long Life\*\*\*\*, inkl. Unterputz-Einbauskörper CRICS115 (seitliche Kartuschen)  
 FR Groupe extérieur double commande mural de baignoire 5 trous, réglage mécanique, inverseur 2 sorties, bec déverseur longueur 230 mm, douchette anticalcaire en métal, support fixe, prise d'eau, flexible long life\*\*\*\*, à compléter avec le corps d'encastrement CRICS115 (commandes latérales)  
 EN External dual-control wall-mounted 5-hole bathtub set, with mechanical mixing, 2-outlet diverter, spout length 230 mm, metal anti-scale hand shower, fixed support, water outlet, long-life hose\*\*\*\*, for completion with recessed part CRICS115 (controls on the sides)  
 ES Kit exterior bimando para bañera, 5 orificios, de pared, con mezcla mecánica, inversor de 2 salidas, caño con boca de salida de 230 mm, ducha de mano antical de metal, soporte fijo, toma de agua, flexo Long Life\*\*\*\*, a completar con cuerpo empotrado CRICS115 (mandos laterales)

#### CRIES165

51 chrome 13 black matt 34P PVD brushed rose gold 56P PVD polished gold brass 75 brushed black chrome 77 brushed metallic

96P PVD brushed gold brass

### CRIES165



9 1/2 min (3 bar)

#### CRICS115 p. 680

CRIVT4725Q00

CRIVT4726Q00

CRICR19477Q00

### CRIES121



IT Miscelatore bicomando bordo vasca 5 fori da piano ispezionabile, con miscelazione meccanica, deviatore a 2 uscite, bocca con punto d'erogazione 210 mm, doccetta anticalcare estraibile in metallo e FOLLOW ME \*\*\*\*\* , completo di parte incasso

DE Zur Reinigung demontierbare 5-Loch Wannenrand-Zweigriffbatterie, mit mechanischer Mischung, 2-Wege-Umsteller, Auslauflänge 210 mm, ausziehbarer Handbrause aus Metall mit Antikalk-System, FOLLOW ME\*\*\*\*\* , inkl. Unterputz-Einbaukörper

FR Mélangeur double commande bord baignoire 5 trous sur plage accessible pour l'inspection, réglage mécanique, inverseur 2 sorties, bec déverseur longueur 210 mm, douchette anticalcaire extractible en métal et FOLLOW ME \*\*\*\*\* , avec corps d'encastrement

EN Inspectable dual-control deck-mounted 5-hole bath edge mixer, with mechanical mixing, 2-outlet diverter, spout length 210 mm, metal extractable anti-scale hand shower and FOLLOW ME\*\*\*\*\* , complete with recessed part

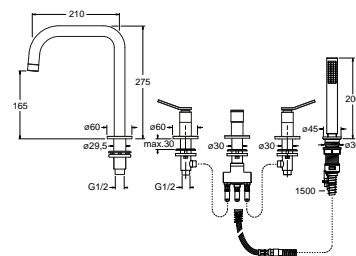
ES Mezclador bicomando para borde bañera, 5 orificios, de repisa, inspeccionable, con mezcla mecánica, inversor de 2 salidas, caño con boca de salida de 210 mm, ducha de mano antical extraible de metal y FOLLOW ME\*\*\*\*\* , dotado de cuerpo empotrado

#### CRIES121

51 chrome 13 black matt 34P PVD brushed rose gold 56P PVD polished gold brass 75 brushed black chrome 77 brushed metallic

96P PVD brushed gold brass

#### CRIES121



CRIVT5889Q00

CRIVT5890Q00

### CRIES122



IT Miscelatore bicomando bordo vasca 4 fori da piano ispezionabile, con miscelazione meccanica, deviatore a 2 uscite, doccetta anticalcare estraibile in metallo e FOLLOW ME \*\*\*\*\* , completo di parte incasso

DE Zur Reinigung demontierbare 4-Loch Wannenrand-Zweigriffbatterie, mit mechanischer Mischung, 2-Wege-Umsteller, ausziehbarer Handbrause aus Metall mit Antikalk-System, FOLLOW ME\*\*\*\*\* und Unterputz-Einbaukörper

FR Mélangeur double commande bord baignoire 4 trous sur plage accessible pour l'inspection, réglage mécanique, inverseur 2 sorties, douchette anticalcaire extractible en métal et FOLLOW ME \*\*\*\*\* , avec corps d'encastrement

EN Inspectable dual-control deck-mounted 4-hole bathtub edge mixer, with mechanical mixing, 2-outlet diverter, metal extractable anti-scale hand shower and FOLLOW ME\*\*\*\*\* , complete with recessed part

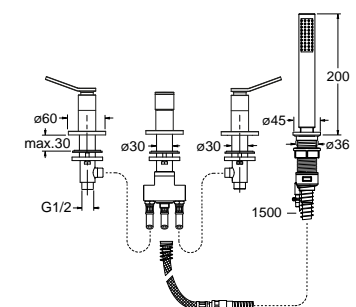
ES Mezclador bicomando para borde bañera, 4 orificios, de repisa, inspeccionable, con mezcla mecánica, inversor de 2 salidas, ducha de mano antical extraible de metal y FOLLOW ME\*\*\*\*\* , dotado de cuerpo empotrado

#### CRIES122

51 chrome 13 black matt 34P PVD brushed rose gold 56P PVD polished gold brass 75 brushed black chrome 77 brushed metallic

96P PVD brushed gold brass

#### CRIES122



CRIVT5889Q00

CRIVT5890Q00

### CRIES484



IT Bocca a parete, attacco da 1/2", punto d'erogazione 230 mm

DE Wandauslauf, Anschluss 1/2", Auslauflänge 230 mm

FR Bec déverseur mural, raccord 1/2", longueur 230 mm

EN Wall-mounted spout, 1/2" connection, spout length 230 mm

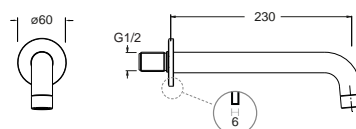
ES Caño de pared, conexión de 1/2", boca de salida de 230 mm

#### CRIES484

51 chrome 13 black matt 34P PVD brushed rose gold 56P PVD polished gold brass 75 brushed black chrome 77 brushed metallic

96P PVD brushed gold brass

#### CRIES484



### CRIES618



IT Rubinetto d'arresto da 1/2" a parete

DE Absperrventil für Wandmontage 1/2"

FR Robinet d'arrêt 1/2" mural

EN Wall-mounted 1/2" shut-off tap

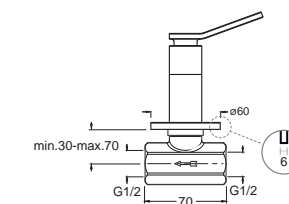
ES Llave de paso de 1/2" de pared

#### CRIES618

51 chrome 13 black matt 34P PVD brushed rose gold 56P PVD polished gold brass 75 brushed black chrome 77 brushed metallic

96P PVD brushed gold brass

#### CRIES618



CRIVT4724Q00

### CRIES619



IT Rubinetto d'arresto da 3/4" a parete

DE Absperrventil für Wandmontage 3/4"

FR Robinet d'arrêt 3/4" mural

EN Wall-mounted 3/4" shut-off tap

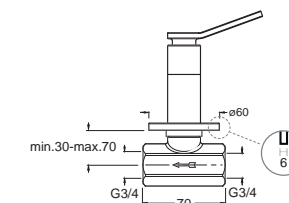
ES Llave de paso de 3/4" de pared

#### CRIES619

51 chrome 13 black matt 34P PVD brushed rose gold 56P PVD polished gold brass 75 brushed black chrome 77 brushed metallic

96P PVD brushed gold brass

#### CRIES619



CRIVT4348Q00

### CRIES526

KITCHEN



IT Miscelatore bicomando cucina monoforo da piano, con miscelazione meccanica, bocca orientabile, altezza 340 mm

DE 1-Loch Zweigriff-Mischbatterie für die Küche, mit mechanischer Mischung, Höhe 340 mm, verstellbarem Auslauf

FR Mélangeur double commande de cuisine monotrou sur plage, réglage mécanique, hauteur 340 mm, bec orientable

EN Dual-control deck-mounted single-hole kitchen mixer, with mechanical mixing, height 340 mm, swivel spout

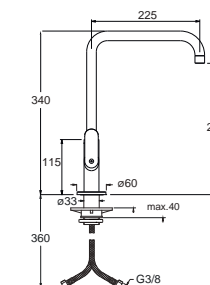
ES Mezclador bicomando para cocina, 1 orificio, de repisa, con mezcla mecánica, altura 340 mm, caño orientable

#### CRIES526

51 chrome 13 black matt 34P PVD brushed rose gold 56P PVD polished gold brass 75 brushed black chrome 77 brushed metallic

96P PVD brushed gold brass

#### CRIES526



CRIVT5889Q00

CRIVT5890Q00



- Per completare la proposta doccia con design coordinato, usa il codice CRIPD574

- Um den Vorschlag mit dem passenden Design zu vervollständigen, verwenden Sie den Code CRIPD574

- Pour compléter notre proposition pour la douche avec design assorti, utilisez le code CRIPD574



Per completare la formulazione della vostra offerta, vi invitiamo a consultare i capitoli:

- Completamenti per Doccia/Vasca/Lavabo pag. 632

- Soffioni & Bracci Doccia pag. 598

- Accessori Contemporary Collection pag. 334



Um die Ihr Angebot zusammenzustellen, bitten wie Sie die einzelnen Kapitel zu beachten:

- Vervollständigungen für Dusche/Bad/Waschtisch Seite 632

- Kopfbrausen & Duscharme Seite 598

- Vervollständigungen Contemporary Collection Seite 334

- To complete the offer of your design coordinated shower solution, please use the code CRIPD574

- Para completar la propuesta ducha con un diseño coordinado, utilizar el código CRIPD574

To complete the drafting of your offer, please see the following chapters:

- Completions for Shower/Bath/Washbasin page 632

- Showerheads & Shower Arms page 598

- Accessories Contemporary Collection page 334

Para completar la elaboración de su oferta, le invitamos a consultar los siguientes capítulos:

- Complementos para ducha/bañera/lavabo pág. 632

- Rociadores & Brazos de ducha pág. 598

- Accesorios Contemporary Collection pág. 334

Contemporary Collection  
**Exclusive**

CRISTINA Design Lab



### CRIEV205

REGULAR

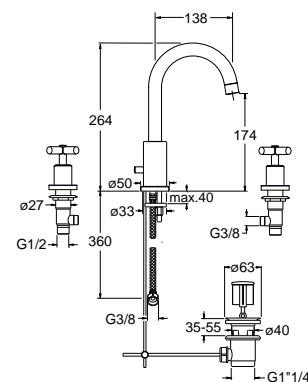


- IT Miscelatore bicomando Lavabo Regular 3 fori da piano, con miscelazione meccanica, bocca orientabile, scarico da 1" 1/4 con asta e saltarello
- DE 3-Loch Zweigriff-Waschtischbatterie Regular, mit mechanischer Mischung, Ablaufgarnitur 1" 1/4, Zugstange und Stöpsel
- FR Mélangeur double commande de Lavabo Regular 3 trous sur plage, réglage mécanique, vidage de 1" 1/4 avec tirette et bouchon
- EN Regular dual-control deck-mounted 3-hole washbasin mixer, with mechanical mixing, 1 1/4" pop-up waste
- ES Mezclador bimando para lavabo Regular, 3 orificios, de repisa, con mezcla mecánica y desagüe de 1" 1/4 con varilla y válvula automática

#### CRIEV205

51 chrome 13 black matt 34P PVD brushed rose gold 75 brushed black chrome  
77 brushed metallic

#### CRIEV205



5,6 l/min (3 bar)

2pcs CRIVT5888Q00

### CRIEV207

REGULAR

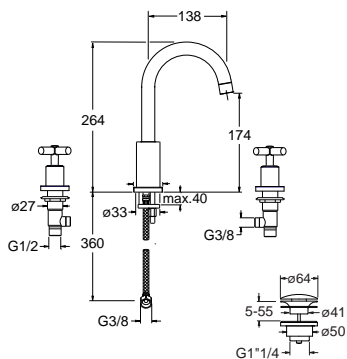


- IT Miscelatore bicomando Lavabo Regular 3 fori da piano, con miscelazione meccanica, bocca orientabile
- DE 3-Loch Zweigriff-Waschtischbatterie Regular, mit mechanischer Mischung, Schwenkbarer Auslauf
- FR Mélangeur double commande de Lavabo Regular 3 trous sur plage, réglage mécanique, bec pivotant
- EN Regular dual-control deck-mounted 3-hole washbasin mixer, with mechanical mixing, adjustable spout
- ES Mezclador bimando para lavabo Regular, 3 orificios, de repisa, con mezcla mecánica y caño orientable

#### CRIEV207

51 chrome 13 black matt 34P PVD brushed rose gold 75 brushed black chrome  
77 brushed metallic

#### CRIEV207



5,6 l/min (3 bar)

2pcs CRIVT5888Q00

### CRIEV907

REGULAR



#### CRIEV907

51 chrome

### CRIEV226

REGULAR

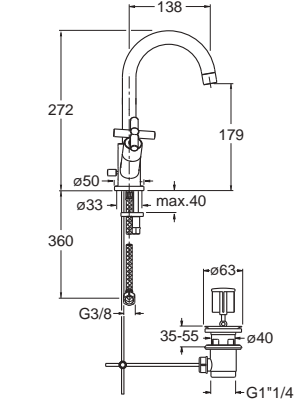


- IT Miscelatore bicomando Lavabo Regular monoforo da piano, con miscelazione meccanica, scarico da 1" 1/4 con asta e saltarello
- DE 1-Loch Zweigriff-Waschtischbatterie Regular, mit mechanischer Mischung, Ablaufgarnitur 1" 1/4, Zugstange und Stöpsel
- FR Mélangeur double commande de Lavabo Regular monotrou sur plage, réglage mécanique, vidage de 1" 1/4 avec tirette et bouchon
- EN Regular dual-control deck-mounted single-hole washbasin mixer, with mechanical mixing, 1 1/4" with pop-up waste
- ES Mezclador bimando para lavabo Regular, 1 orificio, de repisa, con mezcla mecánica, desagüe de 1" 1/4 con varilla y válvula automática

#### CRIEV226

51 chrome 13 black matt 34P PVD brushed rose gold 75 brushed black chrome  
77 brushed metallic

#### CRIEV226



5,6 l/min (3 bar)

2pcs CRIVT5888Q00

### CRIEV248

TALL

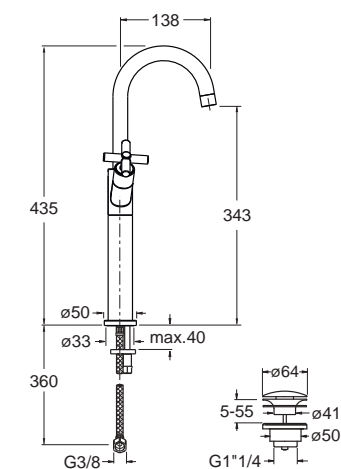


- IT Miscelatore bicomando Lavabo Tall monoforo da piano, con miscelazione meccanica
- DE 1-Loch Zweigriff-Waschtischbatterie Tall, mit mechanischer Mischung
- FR Mélangeur double commande de Lavabo Tall monotrou sur plage, réglage mécanique
- EN Tall dual-control deck-mounted single-hole washbasin mixer, with mechanical mixing
- ES Mezclador bimando para lavabo Tall, 1 orificio, de repisa, con mezcla mecánica

#### CRIEV248

51 chrome 13 black matt 34P PVD brushed rose gold 75 brushed black chrome  
77 brushed metallic

#### CRIEV248



5,6 l/min (3 bar)

2pcs CRIVT5888Q00

### CRIEV948

TALL



#### CRIEV948

51 chrome

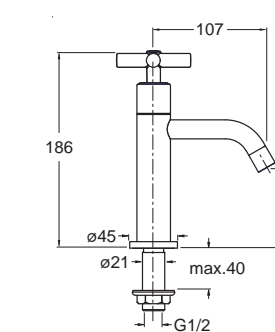
### CRIEV230

- IT Rubinetto monoacqua monoforo da piano, attacco da 1/2", senza scarico
- DE 1-Loch Kaltwasseranschluss 1/2", ohne Ablaufgarnitur
- FR Robinet simple monotrou sur plage, raccord de 1/2", sans vidage
- EN Deck-mounted single-hole pre-mixed water tap, 1/2" connection, without waste
- ES Grifo de un agua, 1 orificio, de repisa, conexión de 1/2", sin desagüe

#### CRIEV230

51 chrome 13 black matt 34P PVD brushed rose gold 75 brushed black chrome  
77 brushed metallic

#### CRIEV230



5,6 l/min (3 bar)

CRIVT5888Q00

### CRIEV242

REGULAR



- IT Set esterno bicomando Lavabo Regular 3 fori a parete, con miscelazione meccanica, bocca con punto d'erogazione 180 mm, da completarsi con parte incasso CRICS233 (comandi laterali), CRICS234 (comando a destra)
- DE 3-Loch Fertigmontageset Zweigriff-Waschtischbatterie für Wandmontage Regular, mit mechanischer Mischung, Auslauflänge 180 mm, zu vervollständigen mit Unterputz-Einbaukörper CRICS233 (seitliche Kartuschen) CRICS234 (rechte Kartuschen)
- FR Groupe extérieur double commande mural de Lavabo Regular 3 trous, réglage mécanique, bec déverseur longueur 180 mm, à compléter avec le corps d'encastrement CRICS233 (commandes latérales) CRICS234 (commandes à droite)
- EN Regular external dual-control wall-mounted 3-hole washbasin set, with mechanical mixing, spout length 180 mm, for completion with recessed part CRICS233 (controls on the sides) CRICS234 (controls on the right)
- ES Kit exterior bimando para lavabo Regular, 3 orificios, de pared, con mezcla mecánica, caño con boca de salida de 180 mm, a completar con cuerpo empotrado CRICS233 (mandos laterales) o CRICS234 (mandos a la derecha)

#### CRIEV242

51 chrome 13 black matt 34P PVD brushed rose gold 75 brushed black chrome  
77 brushed metallic

#### CRIEV942

51 chrome



### CRIEV942

REGULAR

### CRIEV243

LARGE



- IT Set esterno bicomando Lavabo Large 3 fori a parete, con miscelazione meccanica, bocca con punto d'erogazione 225 mm, da completarsi con parte incasso CRICS233 (comandi laterali), CRICS234 (comando a destra)
- DE 3-Loch Fertigmontageset Zweigriff-Waschtischbatterie für Wandmontage Large, mit mechanischer Mischung, Auslauflänge 225 mm, zu vervollständigen mit Unterputz-Einbaukörper CRICS233 (seitliche Kartuschen) CRICS234 (rechte Kartuschen)
- FR Groupe extérieur double commande mural de Lavabo Large 3 trous, réglage mécanique, bec déverseur longueur 225 mm, à compléter avec le corps d'encastrement CRICS233 (commandes latérales) CRICS234 (commandes à droite)
- EN Large external dual-control wall-mounted 3-hole washbasin set, with mechanical mixing, spout length 225 mm, for completion with recessed part CRICS233 (controls on the sides) CRICS234 (controls on the right)
- ES Kit exterior bimando para lavabo Large, 3 orificios, de pared, con mezcla mecánica, caño con boca de salida de 225 mm, a completar con cuerpo empotrado CRICS233 (mandos laterales) o CRICS234 (mandos a la derecha)

#### CRIEV243

51 chrome 13 black matt 34P PVD brushed rose gold 75 brushed black chrome  
77 brushed metallic

#### CRIEV943

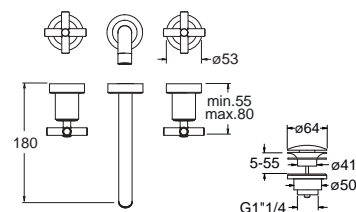
51 chrome



### CRIEV943

LARGE

#### CRIEV242



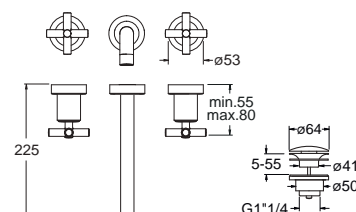
5,6 1/2 min (3 bar)

CRICS233 p. 678

CRICS234 p. 679

2pcs CRIVT4724Q00

#### CRIEV243



5,6 1/2 min (3 bar)

CRICS233 p. 678

CRICS234 p. 679

2pcs CRIVT4724Q00

### CRIEV241

LARGE



- IT Set esterno bicomando Lavabo Large 3 fori a parete, con miscelazione meccanica, bocca con punto d'erogazione 225 mm, da completarsi con parte incasso CRICS233 (comandi laterali), CRICS234 (comando a destra)
- DE 3-Loch Fertigmontageset Zweigriff-Waschtischbatterie für Wandmontage Large, mit mechanischer Mischung, Auslauflänge 225 mm, zu vervollständigen mit Unterputz-Einbaukörper CRICS233 (seitliche Kartuschen) CRICS234 (rechte Kartuschen)
- FR Groupe extérieur double commande mural de Lavabo Large 3 trous, réglage mécanique, bec déverseur longueur 225 mm, à compléter avec le corps d'encastrement CRICS233 (commandes latérales) CRICS234 (commandes à droite)
- EN Large external dual-control wall-mounted 3-hole washbasin set, with mechanical mixing, spout length 225 mm, for completion with recessed part CRICS233 (controls on the sides) CRICS234 (controls on the right)
- ES Kit exterior bimando para lavabo Large, 3 orificios, de pared, con mezcla mecánica, caño con boca de salida de 225 mm, a completar con cuerpo empotrado CRICS233 (mandos laterales) o CRICS234 (mandos a la derecha)

#### CRIEV241

51 chrome 34P PVD brushed rose gold 75 brushed black chrome

#### CRIEV941

51 chrome



### CRIEV941

LARGE

### CRIEV233



- IT Miscelatore bicomando Lavabo 3 fori a parete **per pannello**, con miscelazione meccanica, completo di parte incasso
- DE 3-Loch Zweigriff-Waschtischbatterie **für Wandmontage**, mit mechanischer Mischung, inkl. Unterputz-Einbaukörper
- FR Mélangeur double commande mural de Lavabo 3 trous **pour panneau**, réglage mécanique, avec corps d'encastrement
- EN Dual-control wall-mounted 3-hole washbasin **for panel** mixer, with mechanical mixing, complete with recessed part
- ES Mezclador bimando para lavabo, 3 orificios, de pared **para panel**, con mezcla mecánica, dotado de cuerpo empotrado

#### CRIEV233

51 chrome 13 black matt 34P PVD brushed rose gold 75 brushed black chrome  
77 brushed metallic

#### CRIEV933

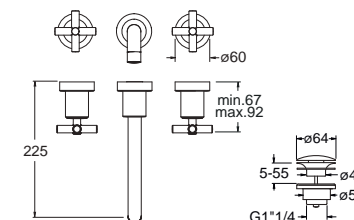
51 chrome



### CRIEV933

LARGE

#### CRIEV241



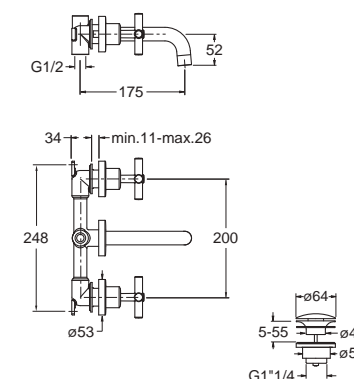
5,6 1/2 min (3 bar)

CRICS233 p. 678

CRICS234 p. 679

2pcs CRIVT4724Q00

#### CRIEV233



5,6 1/2 min (3 bar)

2pcs CRIVT4724Q00

### CRIEV300

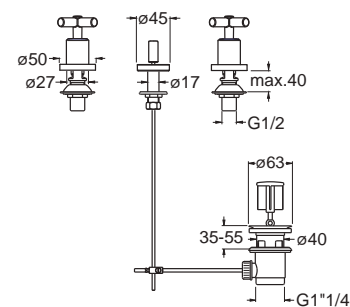


IT Miscelatore bicomando Bidet 3 fori da piano, con miscelazione meccanica, scarico da 1" 1/4 con asta e saltarello  
 DE 3-Loch Zweigriff-Mischbatterie für das Bidet, mit mechanischer Mischung, Ablaufgarnitur 1" 1/4 mit Zugstange und Stöpsel  
 FR Mélangeur double commande de bidet 3 trous sur plage, réglage mécanique, vidage de 1" 1/4 avec tirette et bouchon  
 EN Dual-control deck-mounted 3-hole bidet mixer, with mechanical mixing, 1 1/4" pop-up waste  
 ES Mezclador bimando para bidé, 3 orificios, de repisa, con mezcla mecánica, desagüe de 1" 1/4 con varilla y válvula automática

#### CRIEV300

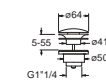
51 chrome 13 black matt 34P PVD brushed rose gold 75 brushed black chrome 77 brushed metallic

#### CRIEV300



2pcs CRIVT5888Q00

### CRIEV331

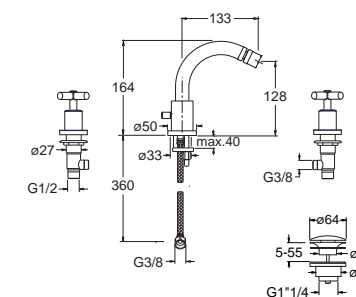


IT Miscelatore bicomando Bidet 3 fori da piano, con miscelazione meccanica, bocca orientabile  
 DE 3-Loch Zweigriff-Mischbatterie für das Bidet, mit mechanischer Mischung, Schwenkbarer Auslauf  
 FR Mélangeur double commande de bidet 3 trous sur plage, réglage mécanique, bec pivotant  
 EN Regular dual-control deck-mounted 3-hole bidet mixer, with mechanical mixing, adjustable spout  
 ES Mezclador bimando para bidé, 3 orificios, de repisa, con mezcla mecánica y caño orientable

#### CRIEV331

51 chrome 13 black matt 34P PVD brushed rose gold 75 brushed black chrome 77 brushed metallic

#### CRIEV331



5,6 1/2 min (3 bar)

2pcs CRIVT5888Q00

### CRIEV326

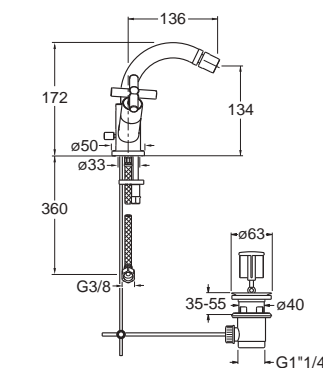


IT Miscelatore bicomando Bidet monoforo da piano, con miscelazione meccanica, scarico da 1" 1/4 con asta e saltarello  
 DE 1-Loch Zweigriff-Mischbatterie für das Bidet, mit mechanischer Mischung, Ablaufgarnitur 1" 1/4 mit Zugstange und Stöpsel  
 FR Mélangeur double commande de bidet monotrou sur plage, réglage mécanique, vidage 1" 1/4 avec tirette et bouchon  
 EN Dual-control deck-mounted single-hole bidet mixer, with mechanical mixing, 1 1/4" pop-up waste  
 ES Mezclador bimando para bidé, 1 orificio, de repisa, con mezcla mecánica y desagüe de 1" 1/4 con varilla y válvula automática

#### CRIEV326

51 chrome 13 black matt 34P PVD brushed rose gold 75 brushed black chrome 77 brushed metallic

#### CRIEV326



5,6 1/2 min (3 bar)

2pcs CRIVT5888Q00

### CRIEV481

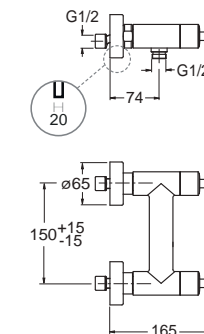


IT Miscelatore bicomando doccia esterno a parete, con miscelazione meccanica  
 DE Aufputz-Duschsystem-Zweigriffbatterie für Wandmontage mit mechanischer Mischung  
 FR Mélangeur double commande mural de douche extérieure, réglage mécanique  
 EN Dual-control wall-mounted external shower mixer, with mechanical mixing  
 ES Mezclador bimando para ducha, exterior de pared, con mezcla mecánica

#### CRIEV481

51 chrome 13 black matt 34P PVD brushed rose gold 75 brushed black chrome 77 brushed metallic

#### CRIEV481



2pcs CRIVT5888Q00

### CRIEV330

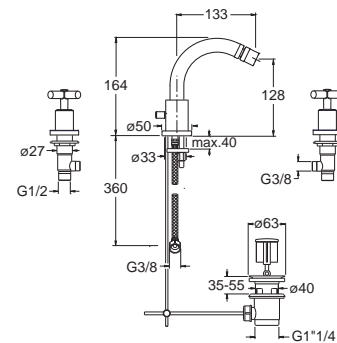


IT Miscelatore bicomando Bidet 3 fori da piano, con miscelazione meccanica, scarico da 1" 1/4 con asta e saltarello  
 DE 3-Loch Zweigriff-Mischbatterie für das Bidet, mit mechanischer Mischung, Ablaufgarnitur 1" 1/4 mit Zugstange und Stöpsel  
 FR Mélangeur double commande de bidet 3 trous sur plage, réglage mécanique, vidage de 1" 1/4 avec tirette et bouchon  
 EN Dual-control deck-mounted 3-hole bidet mixer, with mechanical mixing, 1 1/4" pop-up waste  
 ES Mezclador bimando para bidé, 3 orificios, de repisa, con mezcla mecánica, desagüe de 1" 1/4 con varilla y válvula automática

#### CRIEV330

51 chrome 13 black matt 34P PVD brushed rose gold 75 brushed black chrome 77 brushed metallic

#### CRIEV330



5,6 1/2 min (3 bar)

2pcs CRIVT5888Q00

### CRIEV451

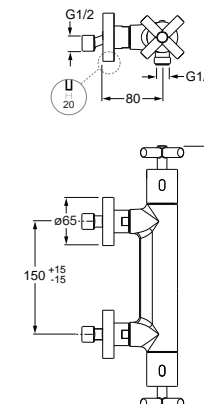


IT Miscelatore doccia esterno a parete, con miscelazione termostatica  
 DE Aufputz-Mischbatterie für Duschsystem für Wandmontage mit thermostatischer Mischung  
 FR Mitigeur mural de douche extérieure, réglage thermostatique  
 EN Dual-control wall-mounted external shower mixer, with thermostatic mixing  
 ES Mezclador para ducha, exterior de pared, con mezcla termostática

#### CRIEV451

51 chrome 13 black matt 34P PVD brushed rose gold 75 brushed black chrome 77 brushed metallic

#### CRIEV451



CRIVT5890Q00

CRICR11713Q00

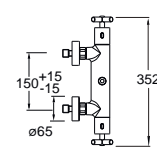
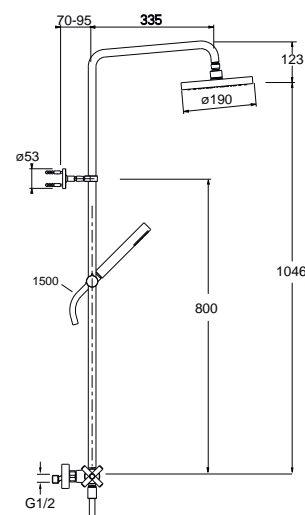
### CRIEV486



- IT Colonna doccia monocomando "corpo freddo" a parete, con miscelazione termostatica, deviatore a 2 uscite, soffione anticalcare ispezionabile Ø 190 mm, braccio orientabile, doccetta anticalcare, supporto scorrevole, flessibile long life\*\*\*\*
- DE Duschsystem mit Einhandmischer für Wandmontage „Armaturenkörper mit Verbrühungsschutz“, mit thermostatischer Mischung, 2-Wege-Umsteller, zur Reinigung demontierbarer Kopfbrause mit Antikalk-System Ø190 mm, schwenkbarem Brausearm, Handbrause mit Antikalk-System, Gleitschieber, Brauseschlauch Long Life\*\*\*\*
- FR Colonne de douche murale monocommande « corps froid », réglage thermostatique, inverseur 2 sorties, douche de tête anticalcaire accessible pour l'inspection Ø190 mm, bras orientable, douchette anticalcaire, support coulissant, flexible long life\*\*\*\*
- EN Single-control wall-mounted "exposed" shower column, with thermostatic mixing, 2-outlet diverter, Ø190 mm inspectable anti-scale showerhead, swivel arm, anti-scale hand shower, sliding support, long-life hose\*\*\*\*
- ES Columna de ducha monomando, sistema tacto frío, de pared, con mezcla termostática, inversor de 2 salidas, rociador antical inspeccionable Ø 190 mm, brazo orientable, ducha de mano antical, soporte deslizante, flexo Long Life\*\*\*\*

Per aggiungere il porta sapone, inserire il codice CRIAB003  
To add the soap dish, enter the code CRIAB003

### CRIEV486



### CRIEV486

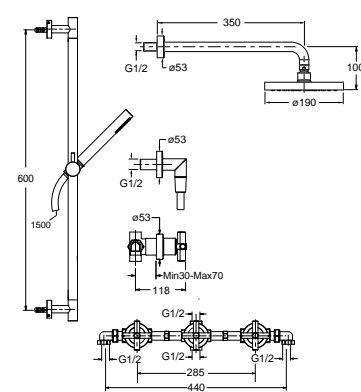
- 51 chrome 13 black matt 34P PVD brushed rose gold 75 brushed black chrome 77 brushed metallic

### CRIEV161



- IT Miscelatore bicomando doccia a parete, con miscelazione meccanica, deviatore a 2 uscite, soffione anticalcare ispezionabile Ø 190 mm, braccio a parete, doccetta anticalcare orientata, asta saliscendi, supporto scorrevole, flessibile long life\*\*\*\*, completo di parte incasso
- DE Duschsystem-Zweigriffbatterie für Wandmontage, mit mechanischer Mischung, 2-Wege-Umsteller, zur Reinigung demontierbarer Kopfbrause mit Antikalk-System Ø190 mm, Wandbrausearm, verstellbare Handbrause mit Antikalk-System, Brausestange, Gleitschieber, Brauseschlauch Long Life\*\*\*\*, inkl. Unterputz-Einbaukörper
- FR Mélangeur double commande mural de douche, réglage mécanique, inverseur 2 sorties, douche de tête anticalcaire accessible pour l'inspection Ø190 mm, bras mural, douchette anticalcaire orientée, tige de douche, support coulissant, flexible long life\*\*\*\*, avec corps d'encastrement
- EN Dual-control wall-mounted shower, with mechanical mixing, 2-outlet diverter, Ø190 mm inspectable anti-scale showerhead, wall-mounted arm, swivel anti-scale hand shower, up/down rail, sliding support, long-life hose\*\*\*\*, complete with recessed parts
- ES Mezclador bimando para ducha, de pared, con mezcla mecánica, inversor de 2 salidas, rociador antical inspeccionable Ø 190 mm, brazo de pared, ducha de mano antical orientada, barra de ducha, soporte deslizante, flexo Long Life\*\*\*\*, dotado de cuerpo empotrado

### CRIEV161



### CRIEV161

- 51 chrome 13 black matt 34P PVD brushed rose gold 75 brushed black chrome 77 brushed metallic

### CRIEV686



- IT Set esterno monocomando doccia a parete, piastra in metallo, con miscelazione meccanica, da completarsi con parte incasso CRICSS535
- DE Fertigmontageset Einhandmischer für Duschsystem für Wandmontage, Abdeckplatte aus Metall, mit mechanischer Mischung, mit Unterputz-Einbaukörper CRICSS535 zu vervollständigen
- FR Groupe extérieur monocommande mural de douche, plaque en métal, réglage mécanique, à compléter avec le corps d'encastrement CRICSS535
- EN External single-control wall-mounted shower set, metal plate, with mechanical mixing, for completion with recessed part CRICSS535
- ES Kit exterior monomando para ducha, de pared, placa de metal, con mezcla mecánica, a completar con cuerpo empotrado CRICSS535

### CRIEV686

- 51 chrome 13 black matt 34P PVD brushed rose gold 75 brushed black chrome 77 brushed metallic

### CRIEV689



- IT Set esterno monocomando doccia a parete, piastra in metallo, con miscelazione meccanica, deviatore automatico a 2 uscite, da completarsi con parte incasso CRICSS535
- DE Fertigmontageset Brause-Wandeinhandmischer, Abdeckplatte aus Metall, mit mechanischer Mischung, automatischem 2-Wege-Umsteller, zu vervollständigen mit Unterputz-Einbaukörper CRICSS535
- FR Groupe extérieur monocommande mural douche, plaque en métal, réglage mécanique, inverseur automatique 2 sorties, à compléter avec le corps d'encastrement CRICSS535
- EN External single-control wall-mounted shower set, metal plate, with mechanical mixing, 2-outlet automatic diverter, for completion with recessed part CRICSS535
- ES Kit exterior monomando para ducha, de pared, placa de metal, con mezcla mecánica, inversor automático de 2 salidas, a completar con cuerpo empotrado CRICSS535

### CRIEV689

- 51 chrome 13 black matt 34P PVD brushed rose gold 75 brushed black chrome 77 brushed metallic

\* per uso vasca, acquistare anche CRIPR15268Q \_\_  
/ for bathtub use, purchase also CRIPR15268Q \_\_

### CRIEV652

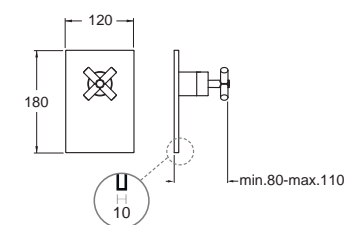


- IT Rubinetto monoacqua a parete, attacco da 1/2", senza scarico
- DE Kaltwasseranschluss für Wandmontage, Anschluss 1/2", ohne Ablaufgarnitur
- FR Robinet simple mural, raccord de 1/2", sans vidage
- EN Wall-mounted pre-mixed water tap, 1/2" connection, without waste
- ES Grifo de un agua, de pared, conexión de 1/2", sin desagüe

### CRIEV652

- 51 chrome

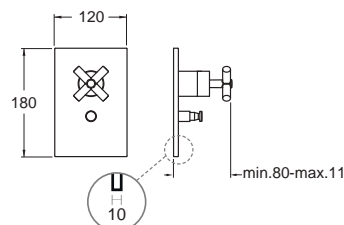
### CRIEV686



### CRICSS535 p. 680



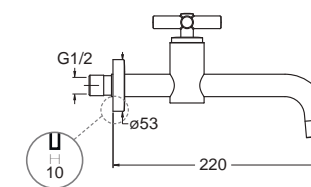
### CRIEV689



### CRICSS535 p. 680



### CRIEV652



### CRIEV180

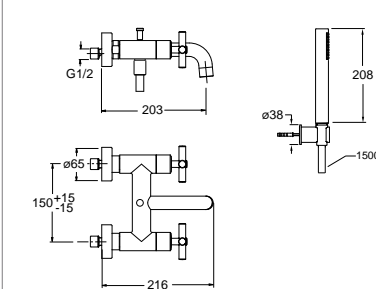


- IT Miscelatore bicomando vasca esterno a parete, con miscelazione meccanica, deviatore automatico a 2 uscite, bocca con punto d'erogazione 203 mm, doccetta anticalcare, supporto fisso, flessibile long life\*\*\*\*
- DE Aufputz Zweigriff-Wannenmischbatterie für Wandmontage, mit mechanischer Mischung, automatischem 2-Wege-Umsteller, Auslauflänge 203 mm, Handbrause mit Antikalk-System, Halter für Wandmontage und Brauseschlauch Long Life\*\*\*\*
- FR Mélangeur double commande mural de baignoire extérieure, réglage mécanique, inverseur automatique 2 sorties, bec déverseur longueur 203 mm, douche anticalcaire, support fixe, flexible long life\*\*\*\*
- EN Dual-control wall-mounted external bathtub mixer, with mechanical mixing, 2-outlet automatic diverter, spout length 203 mm, anti-scale hand shower, fixed support, long-life hose \*\*\*\*
- ES Mezclador bimando para bañera, exterior de pared, con mezcla mecánica, inversor automático de 2 salidas, caño con boca de salida de 203 mm, ducha de mano antical, soporte fijo y flexo Long Life\*\*\*\*

#### CRIEV180

51 chrome    13 black matt    34P PVD brushed rose gold    75 brushed black chrome  
77 brushed metallic

#### CRIEV180



2pcs CRIVT5888Q00

### CRIEV181

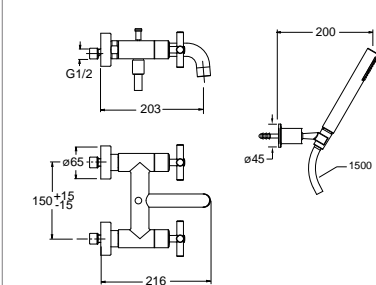


- IT Miscelatore bicomando vasca esterno a parete, con miscelazione meccanica, deviatore automatico a 2 uscite, bocca con punto d'erogazione 203 mm, doccetta anticalcare, supporto orientabile, flessibile long life\*\*\*\*
- DE Aufputz Zweigriff-Wannenmischbatterie für Wandmontage, mit mechanischer Mischung, automatischem 2-Wege-Umsteller, Auslauflänge 203 mm, Handbrause mit Antikalk-System, verstellbarem Halter und Brauseschlauch Long Life\*\*\*\*
- FR Mélangeur double commande mural de baignoire extérieure, réglage mécanique, inverseur automatique 2 sorties, bec déverseur longueur 203 mm, douche anticalcaire, support orientable, flexible long life\*\*\*\*
- EN Dual-control wall-mounted external bathtub mixer, with mechanical mixing, 2-outlet automatic diverter, spout length 203 mm, anti-scale hand shower, swivel support, long-life hose \*\*\*\*
- ES Mezclador bimando para bañera, exterior de pared, con mezcla mecánica, inversor automático de 2 salidas, caño con boca de salida de 203 mm, ducha de mano antical, soporte orientable y flexo Long Life\*\*\*\*

#### CRIEV181

51 chrome    13 black matt    34P PVD brushed rose gold    75 brushed black chrome  
77 brushed metallic

#### CRIEV181



2pcs CRIVT5888Q00

### CRIEV187

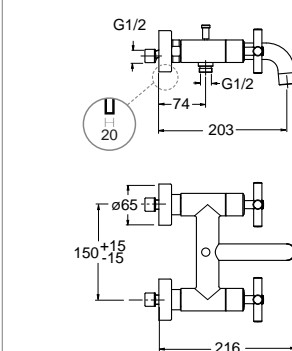


- IT Miscelatore bicomando vasca esterno a parete, con miscelazione meccanica, deviatore automatico a 2 uscite, bocca con punto d'erogazione 203 mm
- DE Aufputz Zweigriff-Wannenmischbatterie für Wandmontage, mit mechanischer Mischung, automatischem 2-Wege-Umsteller und Auslauflänge 203 mm
- FR Mélangeur double commande mural de baignoire extérieure, réglage mécanique, inverseur automatique 2 sorties, bec déverseur longueur 203 mm
- EN Dual-control wall-mounted external bathtub mixer, with mechanical mixing, 2-outlet automatic diverter, spout length 203 mm
- ES Mezclador bimando para bañera, exterior de pared, con mezcla mecánica, inversor automático de 2 salidas, caño con boca de salida de 203 mm

#### CRIEV187

51 chrome    13 black matt    34P PVD brushed rose gold    75 brushed black chrome  
77 brushed metallic

#### CRIEV187



2pcs CRIVT5888Q00

### CRIEV157

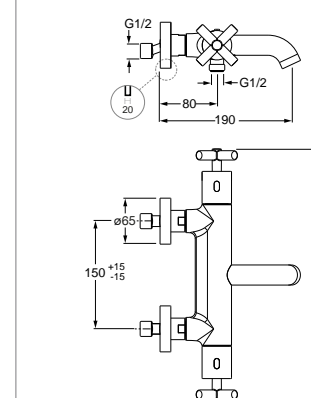


- IT Miscelatore vasca esterno a parete, con miscelazione termostatica, deviatore a 2 uscite, bocca con punto d'erogazione 190 mm
- DE Aufputz Wannen-Mischer für Wandmontage, mit thermostatischer Mischung, 2-Wege-Umsteller und Auslauflänge 190 mm
- FR Mitigeur mural de baignoire extérieure, réglage thermostatique, inverseur 2 sorties, bec déverseur longueur 190 mm
- EN Wall-mounted external bathtub mixer, with thermostatic mixing, 2-outlet diverter, spout length 190 mm
- ES Mezclador para bañera, exterior de pared, con mezcla termostática, inversor de 2 salidas, caño con boca de salida de 190 mm

#### CRIEV157

51 chrome    13 black matt    34P PVD brushed rose gold    75 brushed black chrome  
77 brushed metallic

#### CRIEV157



CRICR11715Q00

CRICR11713Q00

### CRIEV108

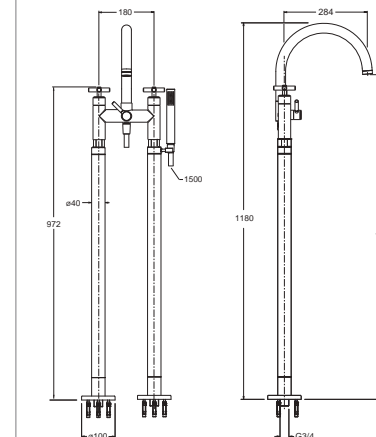


- IT Miscelatore bicomando vasca 2 fori a pavimento, con miscelazione meccanica, deviatore a 2 uscite, bocca con punto d'erogazione 284 mm, doccetta anticalcare, flessibile long life\*\*\*\*
- DE 2-Loch Zweigriff-Mischbatterie für bodenstehende Wanne, mit mechanischer Mischung, 2-Wege-Umsteller, Auslauflänge 284 mm, Handbrause mit Antikalk-System, Brauseschlauch Long Life \*\*\*\*
- FR Mélangeur double commande de baignoire 2 trous sur pied, réglage mécanique, inverseur 2 sorties, bec déverseur longueur 284 mm, douche anticalcaire, flexible long life\*\*\*\*
- EN Dual-control floor-standing 2-hole bathtub mixer, with mechanical mixing, 2-outlet diverter, spout length 284 mm, anti-scale hand shower, long-life hose\*\*\*\*
- ES Mezclador bimando para bañera, 2 orificios, de suelo, con mezcla mecánica, inversor de 2 salidas, caño con boca de salida de 284 mm, ducha de mano antical, flexo Long Life\*\*\*\*

#### CRIEV108

51 chrome    13 black matt    34P PVD brushed rose gold    75 brushed black chrome  
77 brushed metallic

#### CRIEV108



2pcs CRIVT4808Q00

### CRIEV114

IT con deviatore a 2 uscite  
DE mit 2 wenge umsteller  
FR avec inverseur 2 sorties  
EN with 2 outlet diverter  
ES con desviador 2 salidas



IT Miscelatore bicomando doccia/vasca 3 fori a parete, con miscelazione meccanica, deviatore, completo di parte incasso  
DE 3-Loch Wannen-/Brause-Zweigriffbatterie für Wandmontage, mit mechanischer Mischung, mit Unterputz-Einbaukörper  
FR Mitigeur mural double commande baignoire/douche 3 trous, réglage mécanique, avec corps d'encastrement  
EN Dual-control wall-mounted 3-hole shower/bathtub mixer, with mechanical mixing, complete with recessed part  
ES Mezclador bimando para ducha/bañera, 3 orificios, de pared, con mezcla mecánica, dotado de cuerpo empotrado

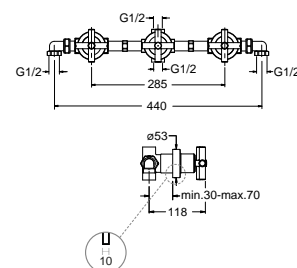
#### CRIEV114

51 chrome 13 black matt 34P PVD brushed rose gold 75 brushed black chrome  
77 brushed metallic

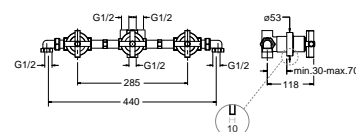
#### CRIEV115

51 chrome 13 black matt 34P PVD brushed rose gold 75 brushed black chrome  
77 brushed metallic

### CRIEV114



### CRIEV115



2pcs CRIVT4724Q00

### CRIEV115

IT con deviatore a 3 uscite  
DE mit 3 wenge umsteller  
FR avec inverseur 3 sorties  
EN with 3 outlet diverter  
ES con desviador 3 salidas

### CRIEV111

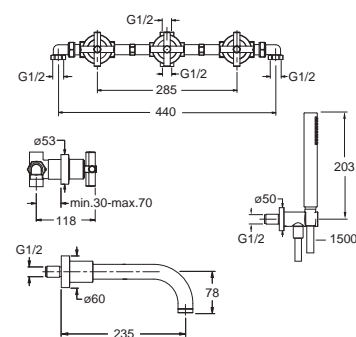


IT Miscelatore bicomando vasca a parete, con miscelazione meccanica, deviatore a 2 uscite, bocca con punto d'erogazione 235 mm, doccia anticalcare, supporto fisso, presa d'acqua, flessibile long life\*\*\*\*, completo di parte incasso  
DE Zweigriff-Wannenmischbatterie für Wandmontage, mit mechanischer Mischung, 2-Wege-Umsteller, Auslauflänge 235 mm, Handbrause mit Antikalk-System, Halter für Wandmontage, Wandanschlussbogen, Brauseschlauch Long Life\*\*\*\*, inkl. Unterputz-Einbaukörper  
FR Mélangeur double commande mural de baignoire, réglage mécanique, inverseur 2 sorties, bec déverseur longueur 235 mm, douchette anticalcaire, support fixe, prise d'eau, flexible long life\*\*\*\*, avec corps d'encastrement  
EN Dual-control wall-mounted bathtub mixer, with mechanical mixing, 2-outlet diverter, spout length 235 mm, anti-scale hand shower, fixed support, water outlet, long-life hose\*\*\*\*, complete with recessed part  
ES Mezclador bimando para bañera, de pared, con mezcla mecánica, inversor de 2 salidas, caño con boca de salida de 235 mm, ducha de mano antical, soporte fijo, toma de agua, flexo Long Life\*\*\*\*, dotado de cuerpo empotrado

#### CRIEV111

51 chrome 13 black matt 34P PVD brushed rose gold 75 brushed black chrome  
77 brushed metallic

### CRIEV111



9/10 min (3 bar)

2pcs CRIVT4724Q00

### CRIEV113

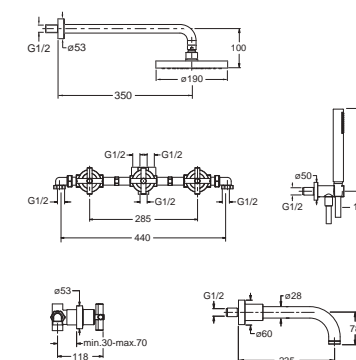


IT Miscelatore bicomando vasca a parete, con miscelazione meccanica, deviatore a 3 uscite, bocca con punto d'erogazione 235 mm, soffione anticalcare ispezionabile Ø 190 mm, braccio a parete, doccia anticalcare, supporto fisso, presa d'acqua, flessibile long life\*\*\*\*, completo di parte incasso  
DE Zweigriff-Wannenmischbatterie für Wandmontage, mit mechanischer Mischung, 3-Wege-Umsteller, Auslauflänge 235 mm, zur Reinigung demontierbare Kopfbrause mit Antikalk-System Ø190 mm, Wandbrausearm, Handbrause mit Antikalk-System, Halter für Wandmontage, Wandanschlussbogen, Brauseschlauch Long Life\*\*\*\*, inkl. Unterputz-Einbaukörper  
FR Mélangeur double commande mural de baignoire, réglage mécanique, inverseur 3 sorties, bec déverseur longueur 235 mm, douche de tête anticalcaire accessible pour l'inspection Ø190 mm, bras mural, douchette anticalcaire, support fixe, prise d'eau, flexible long life\*\*\*\*, avec corps d'encastrement  
EN Dual-control wall-mounted bathtub mixer, with mechanical mixing, 3-outlet diverter, spout length 235 mm, Ø190 mm inspectable anti-scale showerhead, wall-mounted arm, anti-scale hand shower, fixed support, water outlet, long-life hose\*\*\*\*, complete with recessed part  
ES Mezclador bimando para bañera, de pared, con mezcla mecánica, inversor de 3 salidas, caño con boca de salida de 235 mm, rociador antical inspeccionable Ø 190 mm, brazo de pared, ducha de mano antical, soporte fijo, toma de agua, flexo Long Life\*\*\*\*, dotado de cuerpo empotrado

#### CRIEV113

51 chrome 13 black matt 34P PVD brushed rose gold 75 brushed black chrome  
77 brushed metallic

### CRIEV113



9/10 min (3 bar)

2pcs CRIVT4724Q00

### CRIEV142

IT con deviatore a 2 uscite  
DE mit 2 wenge umsteller  
FR avec inverseur 2 sorties  
EN with 2 outlet diverter  
ES con desviador 2 salidas



IT Miscelatore bordo vasca 2 fori da piano ispezionabile, con miscelazione termostatica, deviatore, completo di parte incasso  
DE Zur Reinigung demontierbarer 2-Loch Wannenrandmischer, mit thermostatischer Mischung, inkl. Unterputz-Einbaukörper  
FR Mitigeur bord baignoire 2 trous sur plage accessible pour l'inspection, réglage thermostatique, avec corps d'encastrement  
EN Inspectable wall-mounted 2-hole bath edge mixer, with thermostatic mixing, complete with recessed part  
ES Mezclador para borde bañera, 2 orificios, de repisa, inspeccionable, con mezcla termostática, dotado de cuerpo empotrado

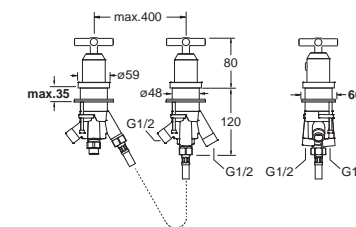
#### CRIEV142

51 chrome 13 black matt 34P PVD brushed rose gold 75 brushed black chrome  
77 brushed metallic

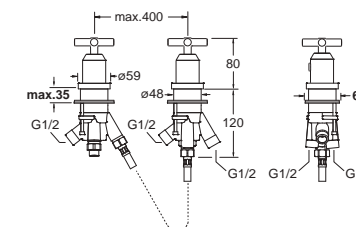
#### CRIEV143

51 chrome 13 black matt 34P PVD brushed rose gold 75 brushed black chrome  
77 brushed metallic

### CRIEV142



### CRIEV143



CRICR15442Q00

CRICR11713Q00

CRICR15441Q00

CRICR11713Q00

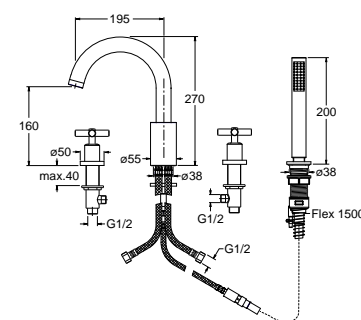
### CRIEV126

REGULAR



- IT Miscelatore bicomando bordo vasca Regular 4 fori da piano ispezionabile, con miscelazione meccanica, deviatore automatico a 2 uscite, bocca con punto d'erogazione 195 mm, doccetta anticalcare estraibile e FOLLOW ME \*\*\*\*\* , completo di parte incasso
- DE Zur Reinigung demontierbare 4-Loch Wannenrand-Zweigriffbatterie Regular, mit mechanischer Mischung, automatischer 2-Wege-Umsteller, Auslauflänge 195 mm, ausziehbare Handbrause mit Antikalk-System und FOLLOW ME\*\*\*\*\* , inkl. Unterputz-Einbaukörper
- FR Mélangeur double commande bord baignoire Regular 4 trous sur plage accessible pour l'inspection, réglage mécanique, inverseur automatique 2 sorties, bec déverseur longueur 195 mm, douchette anticalcaire extractible et FOLLOW ME \*\*\*\*\* , avec corps d'encastrement
- EN Regular inspectable dual-control deck-mounted 4-hole bath edge mixer, with mechanical mixing, 2-outlet automatic diverter, spout length 195 mm, extractable anti-scale hand shower and FOLLOW ME\*\*\*\*\* , complete with recessed part
- ES Mezclador bimando para borde bañera Regular, 4 orificios, de repisa inspeccionable, con mezcla mecánica, inversor automático de 2 salidas, caño con boca de salida de 195 mm, ducha de mano antical extraíble y FOLLOW ME\*\*\*\*\* , dotado de cuerpo empotrado

### CRIEV126



### CRIEV126

51 chrome 13 black matt 34P PVD brushed rose gold 75 brushed black chrome 77 brushed metallic



2pcs CRIVT5888Q00

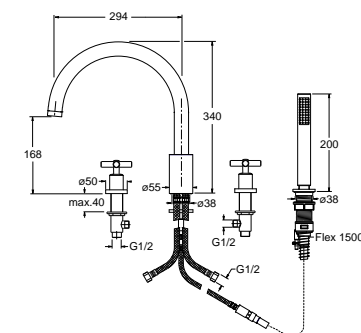
### CRIEV124

LARGE



- IT Miscelatore bicomando bordo vasca Large 4 fori da piano ispezionabile, con miscelazione meccanica, deviatore automatico a 2 uscite, bocca con punto d'erogazione 294 mm, doccetta anticalcare estraibile e FOLLOW ME \*\*\*\*\* , completo di parte incasso
- DE Zur Reinigung demontierbare 4-Loch Wannenrand-Zweigriffbatterie Large, mit mechanischer Mischung, automatischer 2-Wege-Umsteller, Auslauflänge 294 mm, ausziehbare Handbrause mit Antikalk-System und FOLLOW ME\*\*\*\*\* , inkl. Unterputz-Einbaukörper
- FR Mélangeur double commande bord baignoire Large 4 trous sur plage accessible pour l'inspection, réglage mécanique, inverseur automatique 2 sorties, bec déverseur longueur 294 mm, douchette anticalcaire extractible et FOLLOW ME \*\*\*\*\* , avec corps d'encastrement
- EN Large inspectable dual-control deck-mounted 4-hole bath edge mixer, with mechanical mixing, 2-outlet automatic diverter, spout length 294 mm, extractable anti-scale hand shower and FOLLOW ME\*\*\*\*\* , complete with recessed part
- ES Mezclador bimando para borde bañera Large, 4 orificios, de repisa inspeccionable, con mezcla mecánica, inversor automático de 2 salidas, caño con boca de salida de 294 mm, ducha de mano antical extraíble y FOLLOW ME\*\*\*\*\* , dotado de cuerpo empotrado

### CRIEV124



### CRIEV124

51 chrome 13 black matt 34P PVD brushed rose gold 75 brushed black chrome 77 brushed metallic



2pcs CRIVT5888Q00

### CRIEV122

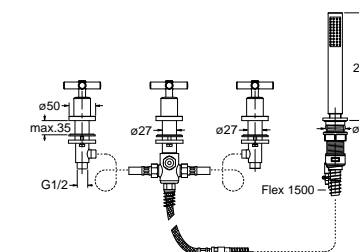


- IT Miscelatore bicomando bordo vasca 4 fori da piano ispezionabile, con miscelazione meccanica, deviatore automatico a 2 uscite e FOLLOW ME \*\*\*\*\* , completo di parte incasso
- DE Zur Reinigung demontierbare 4-Loch Wannenrand-Zweigriffbatterie, mit mechanischer Mischung, automatischem 2-Wege-Umsteller und FOLLOW ME\*\*\*\*\* , inkl. Unterputz-Einbaukörper
- FR Mélangeur double commande bord baignoire 4 trous sur plage accessible pour l'inspection, réglage mécanique, inverseur automatique 2 sorties et FOLLOW ME \*\*\*\*\* , avec corps d'encastrement
- EN Inspectable dual-control deck-mounted 4-hole bathtub edge mixer, with mechanical mixing, 2-outlet automatic diverter and FOLLOW ME\*\*\*\*\* , complete with recessed part
- ES Mezclador bimando para borde bañera, 4 orificios, de repisa, inspeccionable, con mezcla mecánica, inversor automático de 2 salidas y FOLLOW ME\*\*\*\*\* , dotado de cuerpo empotrado

### CRIEV122

51 chrome 13 black matt 34P PVD brushed rose gold 75 brushed black chrome 77 brushed metallic

### CRIEV122



2pcs CRIVT5888Q00

### CRIEV131

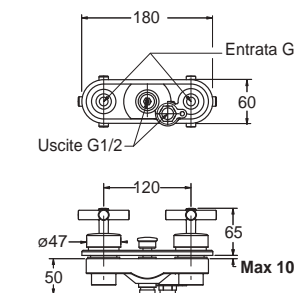


- IT Miscelatore bicomando bordo vasca da piano ispezionabile, piastra in ABS, deviatore automatico a 2 uscite, completo di parte incasso
- DE Zur Reinigung demontierbare Wannenrand-Zweigriffbatterie, Abdeckplatte aus ABS, automatischer 2-Wege-Umsteller, inkl. Unterputz-Einbaukörper
- FR Mélangeur double commande bord baignoire sur plage accessible pour l'inspection, plaque en ABS, inverseur automatique 2 sorties, avec corps d'encastrement
- EN Inspectable dual-control deck-mounted bath edge mixer, ABS plate, automatic 2-outlet automatic diverter, complete with recessed part
- ES Mezclador bimando para borde bañera, de repisa, inspeccionable, placa de ABS, inversor automático de 2 salidas, dotado de cuerpo empotrado

### CRIEV131

51 chrome

### CRIEV131



CRIVT4809Q00

CRIVT4909Q00

### CRIEV751

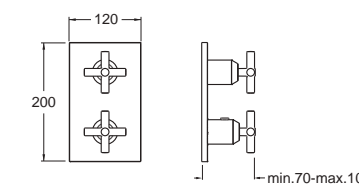


- IT Set esterno monocomando doccia a parete, piastra in metallo quadrata, con miscelazione termostatica, valvola d'arresto 1 uscita, da completarsi con parte incasso CRICS800
- DE Fertigmontageset Einhandmischer für Duschsystem für Wandmontage, quadratische Abdeckplatte aus Metall, mit thermostatischer Mischung und 1-Weg-Absperrventil, zu vervollständigen mit Unterputz-Einbaukörper CRICS800
- FR Groupe extérieur monocommande mural de douche, plaque carrée en métal, réglage thermostatique, vanne d'arrêt 1 sortie, à compléter avec le corps d'encastrement CRICS800
- EN External single-control wall-mounted shower set, square metal plate, with thermostatic mixing, 1-outlet stop valve, for completion with recessed part CRICS800
- ES Kit exterior monomando para ducha, de pared, placa de metal cuadrada, con mezcla termostática, válvula de paso de 1 salida, a completar con cuerpo empotrado CRICS800

### CRIEV751

51 chrome 13 black matt 34P PVD brushed rose gold 75 brushed black chrome 77 brushed metallic

### CRIEV751



CRICS800 p. 680

CRICR16901Q00

### CRIEV752

IT con deviatore a 2 uscite  
DE mit 2 wenge umsteller  
FR avec inverseur 2 sorties  
EN with 2 outlet diverter  
ES con desviador 2 salidas



IT Set esterno monocomando doccia/vasca a parete, piastra in metallo squadrata, con miscelazione termostatica, deviatore, da completarsi con parte incasso CRICS800

DE Fertigmontageset Wannen-/Brause-Wandeinhandmischer, quadratische Abdeckplatte aus Metall, mit thermostatischer Mischung, zu vervollständigen mit Unterputz-Einbaukörper CRICS800

FR Groupe extérieur monocommande mural douche/baignoire, plaque carrée en métal, réglage thermostatique, à compléter avec le corps d'encastrement CRICS800

EN External single-control wall-mounted shower/bathtub set, square metal plate, with thermostatic mixing, for completion with recessed part CRICS800

ES Kit exterior monomando para ducha/bañera, de pared, placa de metal escuadrada, con mezcla termostática, a completar con cuerpo empotrado CRICS800

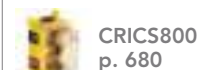
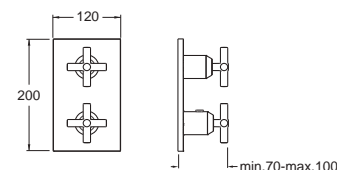
#### CRIEV752

51 chrome 13 black matt 34P PVD brushed rose gold 75 brushed black chrome  
77 brushed metallic

#### CRIEV753

51 chrome 13 black matt 34P PVD brushed rose gold 75 brushed black chrome  
77 brushed metallic

### CRIEV752/CRIEV753



### CRIEV753

IT con deviatore a 3 uscite  
DE mit 3 wenge umsteller  
FR avec inverseur 3 sorties  
EN with 3 outlet diverter  
ES con desviador 3 salidas

### CRIEV618

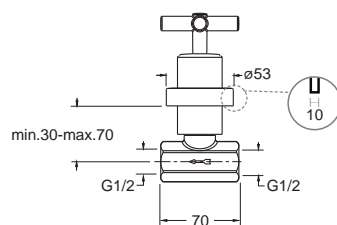


IT Rubinetto d'arresto da 1/2" a parete  
DE Absperrventil für Wandmontage 1/2"  
FR Robinet d'arrêt 1/2" mural  
EN Wall-mounted 1/2" shut-off tap  
ES Llave de paso de 1/2" de pared

#### CRIEV618

51 chrome 13 black matt 34P PVD brushed rose gold 75 brushed black chrome  
77 brushed metallic

### CRIEV618



### CRIEV619

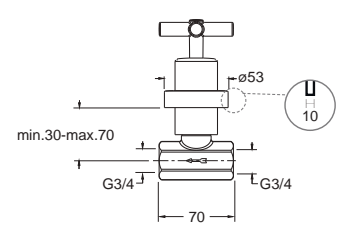


IT Rubinetto d'arresto da 3/4" a parete  
DE Absperrventil für Wandmontage 3/4"  
FR Robinet d'arrêt 3/4" mural  
EN Wall-mounted 3/4" shut-off tap  
ES Llave de paso de 3/4" de pared

#### CRIEV619

51 chrome 13 black matt 34P PVD brushed rose gold 75 brushed black chrome  
77 brushed metallic

### CRIEV619



- Per completare la proposta doccia con design coordinato, usa il codice CRIPD446

- Um den Vorschlag mit dem passenden Design zu vervollständigen, verwenden Sie den Kode CRIPD446

- Pour compléter notre proposition pour la douche avec design assorti, utilisez le code CRIPD446



Per completare la formulazione della vostra offerta, vi invitiamo a consultare i capitoli:

- Completamenti per Doccia/Vasca/Lavabo pag. 632
- Soffioni & Bracci Doccia pag. 598
- Accessori Contemporary Collection pag. 334



Um die Ihr Angebot zusammenzustellen, bitten wie Sie die einzelnen Kapitel zu beachten:

- Vervollständigungen für Dusche/Bad/Waschtisch Seite 632
- Kopfbrausen & Duscharme Seite 598
- Vervollständigungen Contemporary Collection Seite 334

- To complete the offer of your design coordinated shower solution, please use the code CRIPD446

- Para completar la propuesta ducha con un diseño coordinado, utilizar el código CRIPD446

To complete the drafting of your offer, please see the following chapters:

- Completions for Shower/Bath/Washbasin page 632
- Showerheads & Shower Arms page 598
- Accessories Contemporary Collection page 334

Para completar la elaboración de su oferta, le invitamos a consultar los siguientes capítulos:

- Complementos para ducha/bañera/lavabo pág. 632
- Rociadores & Brazos de ducha pág. 598
- Accesorios Contemporary Collection pág. 334

Contemporary Collection

**new** **Faro** Design Patented - EU  
CRISTINA Design Lab

CRISTINA  
RUBINETTERIE



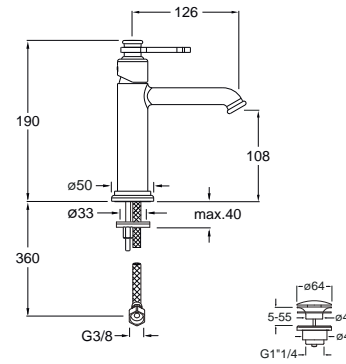
**CRIFA220**  
REGULAR



IT Miscelatore monocomando Lavabo Regular monoforo da piano, con miscelazione meccanica  
 DE 1-Loch Waschtisch-Einhandmischer Regular, mit mechanischer Mischung  
 FR Mitigeur monocommande de Lavabo Regular monotrou sur plage, réglage mécanique  
 EN Regular single-control deck-mounted single-hole washbasin mixer, with mechanical mixing  
 ES Mezclador monomando para lavabo Regular, 1 orificio, de repisa, con mezcla mecánica

**CRIFA220**  
 51 chrome    34P PVD brushed rose gold    55P PVD infinity black    76 imperial black    77 brushed metallic  
 93 brushed brass matt    96P PVD brushed gold brass

**CRIFA220**



5,6 1/2 min (3 bar)



**CRIFA920**  
REGULAR



**CRIFA920**  
51 chrome

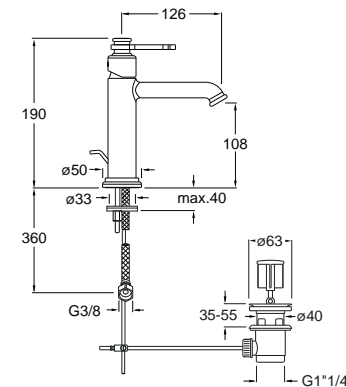
**CRIFA221**  
REGULAR



IT Miscelatore monocomando Lavabo Regular monoforo da piano, con miscelazione meccanica, scarico da 1" 1/4 con asta e saltarello  
 DE 1-Loch Waschtisch-Einhandmischer Regular, mit mechanischer Mischung, Ablaufgarnitur 1" 1/4, Zugstange und Stöpsel  
 FR Mitigeur monocommande de Lavabo Regular monotrou sur plage, réglage mécanique, vidage 1" 1/4 avec tirette et bouchon  
 EN Regular single-control deck-mounted single-hole washbasin mixer, with mechanical mixing, 1 1/4" with pop-up drain  
 ES Mezclador monomando para lavabo Regular, 1 orificio, de repisa, con mezcla mecánica y desagüe de 1" 1/4 con varilla y válvula automática

**CRIFA221**  
 51 chrome    34P PVD brushed rose gold    55P PVD infinity black    76 imperial black    77 brushed metallic  
 93 brushed brass matt    96P PVD brushed gold brass

**CRIFA221**



5,6 1/2 min (3 bar)



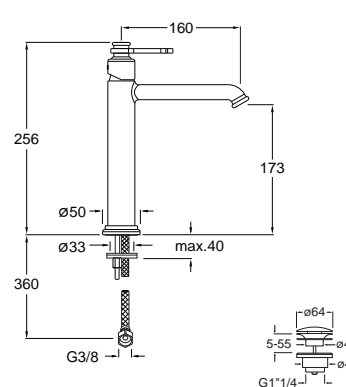
**CRIFA264**  
LARGE



IT Miscelatore monocomando Lavabo Large monoforo da piano, con miscelazione meccanica  
 DE 1-Loch Waschtisch-Einhandmischer Large, mit mechanischer Mischung  
 FR Mitigeur monocommande de Lavabo Large monotrou sur plage, réglage mécanique  
 EN Large single-control deck-mounted single-hole washbasin mixer, with mechanical mixing  
 ES Mezclador monomando para lavabo Large, 1 orificio, de repisa, con mezcla mecánica

**CRIFA264**  
 51 chrome    34P PVD brushed rose gold    55P PVD infinity black    76 imperial black    77 brushed metallic  
 93 brushed brass matt    96P PVD brushed gold brass

**CRIFA264**



5,6 1/2 min (3 bar)



**CRIFA964**  
LARGE



**CRIFA964**  
51 chrome

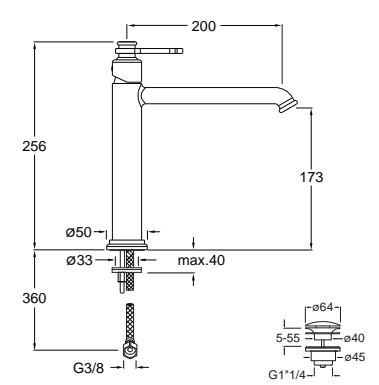
**CRIFA227**  
MEDIUM



IT Miscelatore monocomando Lavabo Medium monoforo da piano, con miscelazione meccanica  
 DE 1-Loch Waschtisch-Einhandmischer Medium, mit mechanischer Mischung  
 FR Mitigeur monocommande de Lavabo Medium monotrou sur plage, réglage mécanique  
 EN Medium single-control deck-mounted single-hole washbasin mixer, with mechanical mixing  
 ES Mezclador monomando para lavabo Medium, 1 orificio, de repisa, con mezcla mecánica

**CRIFA227**  
 51 chrome    34P PVD brushed rose gold    55P PVD infinity black    76 imperial black    77 brushed metallic  
 93 brushed brass matt    96P PVD brushed gold brass

**CRIFA227**



5,6 1/2 min (3 bar)



**CRIFA927**  
MEDIUM



**CRIFA227**  
 51 chrome    34P PVD brushed rose gold    55P PVD infinity black    76 imperial black    77 brushed metallic  
 93 brushed brass matt    96P PVD brushed gold brass

**CRIFA927**  
51 chrome

5,6 1/2 min (3 bar)



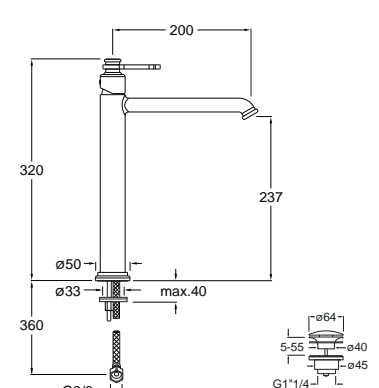
**CRIFA222**  
TALL



IT Miscelatore monocomando Lavabo Tall monoforo da piano, con miscelazione meccanica  
 DE 1-Loch Waschtisch-Einhandmischer Tall, mit mechanischer Mischung  
 FR Mitigeur monocommande de Lavabo Tall monotrou sur plage, réglage mécanique  
 EN Tall single-control deck-mounted single-hole washbasin mixer, with mechanical mixing  
 ES Mezclador monomando para lavabo Tall, 1 orificio, de repisa, con mezcla mecánica

**CRIFA222**  
 51 chrome    34P PVD brushed rose gold    55P PVD infinity black    76 imperial black    77 brushed metallic  
 93 brushed brass matt    96P PVD brushed gold brass

**CRIFA222**



5,6 1/2 min (3 bar)



**CRIFA922**  
TALL



**CRIFA922**  
51 chrome

**CRIFA205**  
REGULAR



- IT Miscelatore bicomando Lavabo Regular 3 fori da piano, con miscelazione meccanica
- DE 3-Loch Zweigriff-Waschtischbatterie Regular, mit mechanischer Mischung
- FR Mélangeur double commande de Lavabo Regular 3 trous sur plaque, réglage mécanique
- EN Regular dual-control deck-mounted 3-hole washbasin mixer, with mechanical mixing
- ES Mezclador bimando para lavabo Regular, 3 orificios, de repisa, con mezcla mecánica

**CRIFA205**

51 chrome    34P PVD brushed rose gold    55P PVD infinity black    76 imperial black    77 brushed metallic

93 brushed brass matt    96P PVD brushed gold brass

**CRIFA905**

51 chrome

**CRIFA905**  
REGULAR



**CRIFA256**  
REGULAR



- IT Set esterno monocomando Lavabo Regular a parete, piastra in metallo, con miscelazione meccanica, bocca con punto d'erogazione 180 mm, da completarsi con parte incasso CRICS200 (comando a destra), CRICS201 (comando a sinistra)
- DE Fertigmontageset Waschtisch-Wandeinhandmischer Regular, Abdeckplatte aus Metall, mit mechanischer Mischung,, Auslauflänge 180 mm, zu vervollständigen mit Unterputz-Einbaukörper CRICS200 (rechte Kartusche) CRICS201 (linke Kartusche)
- FR Groupe extérieur monocommande mural de Lavabo Regular, plaque en métal, réglage mécanique, bec déverseur longueur 180 mm, à compléter avec le corps d'encastrement CRICS200 (commande droite) CRICS201 (commande gauche)
- EN Regular external single-control wall-mounted washbasin set, metal plate, with mechanical mixing, spout length 180 mm, for completion with recessed part CRICS200 (control on the right) CRICS201 (control on the left)
- ES Kit exterior monomando para lavabo Regular, de pared, placa de metal, con mezcla mecánica, caño con boca de salida de 180 mm, a completar con cuerpo empotrado CRICS200 (mando a la derecha) o CRICS201 (mando a la izquierda)

**CRIFA256**

51 chrome    34P PVD brushed rose gold    55P PVD infinity black    76 imperial black    77 brushed metallic

93 brushed brass matt    96P PVD brushed gold brass

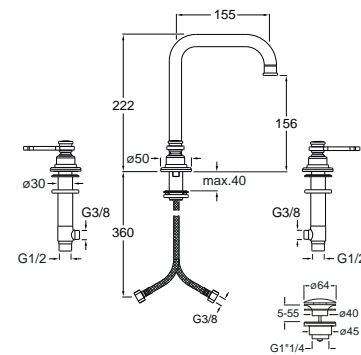
**CRIFA956**

51 chrome

**CRIFA956**  
REGULAR



**CRIFA205**



5,6 1/2 min (3 bar)

CRIVT5889Q00

CRIVT5890Q00

**CRIFA258**  
LARGE



- IT Set esterno monocomando Lavabo Large a parete, piastra in metallo, con miscelazione meccanica, bocca con punto d'erogazione 225 mm, da completarsi con parte incasso CRICS200 (comando a destra), CRICS201 (comando a sinistra)
- DE Fertigmontageset Waschtisch-Wandeinhandmischer Large, Abdeckplatte aus Metall, mit mechanischer Mischung,, Auslauflänge 225 mm, zu vervollständigen mit Unterputz-Einbaukörper CRICS200 (rechte Kartusche) CRICS201 (linke Kartusche)
- FR Groupe extérieur monocommande mural de Lavabo Large, plaque en métal, réglage mécanique, bec déverseur longueur 225 mm, à compléter avec le corps d'encastrement CRICS200 (commande droite) CRICS201 (commande gauche)
- EN Large external single-control wall-mounted washbasin set, metal plate, with mechanical mixing, spout length 225 mm, for completion with recessed part CRICS200 (control on the right) CRICS201 (control on the left)
- ES Kit exterior monomando para lavabo Large, de pared, placa de metal, con mezcla mecánica, caño con boca de salida de 225 mm, a completar con cuerpo empotrado CRICS200 (mando a la derecha) o CRICS201 (mando a la izquierda)

**CRIFA258**

51 chrome    34P PVD brushed rose gold    55P PVD infinity black    76 imperial black    77 brushed metallic

93 brushed brass matt    96P PVD brushed gold brass

**CRIFA958**

51 chrome

**CRIFA958**  
LARGE



**CRIFA257**  
REGULAR



- IT Set esterno monocomando Lavabo Regular 2 fori a parete, con miscelazione meccanica, bocca con punto d'erogazione 180 mm, da completarsi con parte incasso CRICS200 (comando a destra), CRICS201 (comando a sinistra)
- DE 2-Loch Fertigmontageset Waschtisch-Wandeinhandmischer Regular, mit mechanischer Mischung,, Auslauflänge 180 mm, zu vervollständigen mit Unterputz-Einbaukörper CRICS200 (rechte Kartusche) CRICS201 (linke Kartusche)
- FR Groupe extérieur monocommande mural de Lavabo Regular 2 trous, réglage mécanique, bec déverseur longueur 180 mm, à compléter avec le corps d'encastrement CRICS200 (commande droite) CRICS201 (commande gauche)
- EN Large external single-control wall-mounted 2-hole washbasin set, metal plate, with mechanical mixing, spout length 180 mm, for completion with recessed part CRICS200 (control on the right) CRICS201 (control on the left)
- ES Kit exterior monomando para lavabo Regular, 2 orificios, de pared, con mezcla mecánica, caño con boca de salida de 180 mm, a completar con cuerpo empotrado CRICS200 (mando a la derecha) o CRICS201 (mando a la izquierda)

**CRIFA257**

51 chrome    34P PVD brushed rose gold    55P PVD infinity black    76 imperial black    77 brushed metallic

93 brushed brass matt    96P PVD brushed gold brass

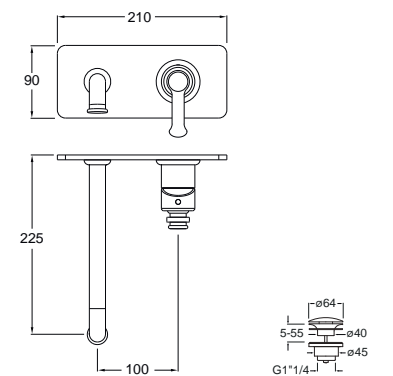
**CRIFA957**

51 chrome

**CRIFA957**  
REGULAR



**CRIFA258**



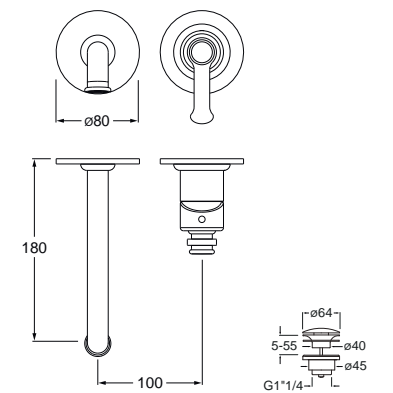
5,6 1/2 min (3 bar)

CRICS200 p. 678

CRICS201 p. 678

CRICR24272Q00

**CRIFA257**



5,6 1/2 min (3 bar)

CRICS200 p. 678

CRICS201 p. 678

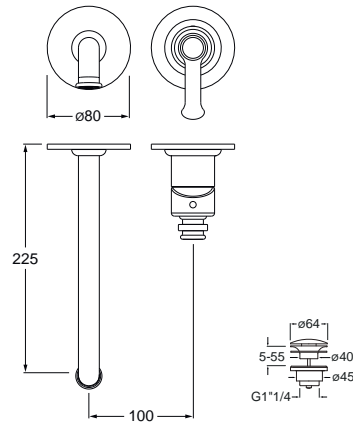
CRICR24272Q00

### CRIFA259 LARGE



- IT Set esterno monocomando Lavabo Large 2 fori a parete, con miscelazione meccanica, bocca con punto d'erogazione 225 mm, da completarsi con parte incasso CRICS200 (comando a destra), CRICS201 (comando a sinistra)
- DE 2-Loch Fertigmontageset Waschtisch-Wandeinhandmischer Large, mit mechanischer Mischung, Auslauflänge 225 mm, zu vervollständigen mit Unterputz-Einbaukörper CRICS200 (rechte Kartusche) CRICS201 (linke Kartusche)
- FR Groupe extérieur monocommande mural de Lavabo Large 2 trous, réglage mécanique, bec déverseur longueur 225 mm, à compléter avec le corps d'encastrement CRICS200 (commande droite) CRICS201 (commande gauche)
- EN Large external single-control wall-mounted 2-hole washbasin set, metal plate, with mechanical mixing, spout length 225 mm, for completion with recessed part CRICS200 (control on the right) CRICS201 (control on the left)
- ES Kit exterior monomando para lavabo Large, 2 orificios, de pared, con mezcla mecánica, caño con boca de salida de 225 mm, a completar con cuerpo empotrado CRICS200 (mando a la derecha) o CRICS201 (mando a la izquierda)

### CRIFA259



### CRIFA259

- 51 chrome
- 34P PVD brushed rose gold
- 55P PVD infinity black
- 76 imperial black
- 77 brushed metallic

- 93 brushed brass matt
- 96P PVD brushed gold brass

### CRIFA959

- 51 chrome

### CRIFA959 LARGE



### CRIFA320



- IT Miscelatore monocomando Bidet monoforo da piano, con miscelazione meccanica
- DE 1-Loch Einhandmischer für das Bidet, mit mechanischer Mischung
- FR Mitigeur monocommande de Bidet monotrou sur plage, réglage mécanique
- EN Single-control deck-mounted single-hole bidet mixer, with mechanical mixing
- ES Mezclador monomando para bidé, 1 orificio, de repisa, con mezcla mecánica

### CRIFA320

- 51 chrome
- 34P PVD brushed rose gold
- 55P PVD infinity black
- 76 imperial black
- 77 brushed metallic

- 93 brushed brass matt
- 96P PVD brushed gold brass

### CRIFA370

- 51 chrome

### CRIFA370



CRICS200  
p. 678

CRICS201  
p. 678



### CRIFA321



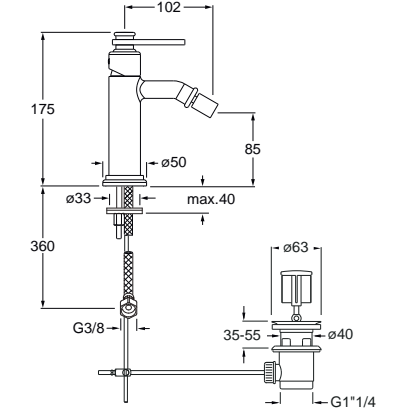
- IT Miscelatore monocomando Bidet monoforo da piano, con miscelazione meccanica, scarico da 1" 1/4 con asta e saltarello
- DE 1-Loch Einhandmischer für das Bidet, mit mechanischer Mischung, Ablaufgarnitur 1" 1/4 mit Zugstange und Stöpsel
- FR Mitigeur monocommande de Bidet monotrou sur plage, réglage mécanique, vidage 1" 1/4 avec tirette et bouchon
- EN Single-control deck-mounted single-hole bidet mixer, with mechanical mixing, 1 1/4" pop-up drain
- ES Mezclador monomando para bidé, 1 orificio, de repisa, con mezcla mecánica y desagüe de 1" 1/4 con varilla y válvula automática

### CRIFA321

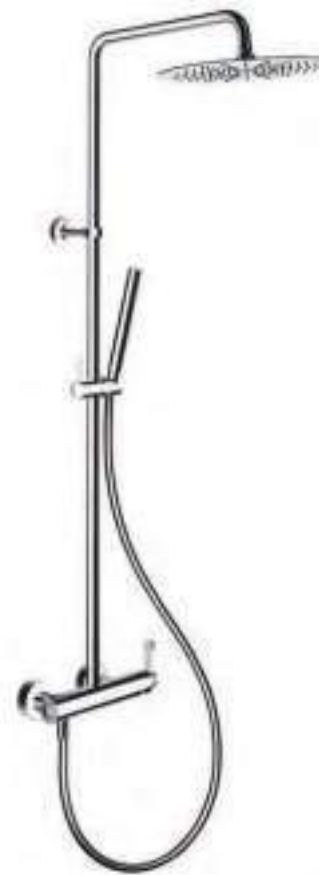
- 51 chrome
- 34P PVD brushed rose gold
- 55P PVD infinity black
- 76 imperial black
- 77 brushed metallic

- 93 brushed brass matt
- 96P PVD brushed gold brass

### CRIFA321



### CRIFA409



- IT Colonna doccia monocomando a parete, con miscelazione meccanica, deviatore automatico a 2 uscite, soffione anticalcare SANDWICH SPECIAL\*\*\* Ø 300 mm, braccio orientabile, doccetta anticalcare, supporto scorrevole, flessibile long life\*\*\*\*
- DE Duschsystem mit Einhandmischer für Wandmontage, mit mechanischer Mischung, automatischem 2-Wege-Umsteller, Kopfbrause mit Antikalk-System SANDWICH SPECIAL\*\*\* Ø300 mm, schwenkbarem Brausearm, Handbrause mit Antikalk-System, Gleitschieber, Brauseschlauch Long Life\*\*\*\*
- FR Colonne de douche murale monocommande, réglage mécanique, inverseur automatique 2 sorties, douche de tête anticalcaire SANDWICH SPECIAL\*\*\* Ø 300 mm, bras orientable, douchette anticalcaire, support coulissant, flexible long life\*\*\*\*
- EN Single-control wall-mounted shower column, with mechanical mixing, 2-outlet automatic diverter, Ø 300 mm SANDWICH SPECIAL\*\*\* anti-scale showerhead, swivel arm, anti-scale hand shower, sliding support, long-life hose\*\*\*\*
- ES Columna de ducha monomando, de pared, con mezcla mecánica, inversor automático de 2 salidas, rociador antical SANDWICH SPECIAL\*\*\* Ø 300 mm, brazo orientable, ducha de mano antical, soporte deslizante y flexo Long Life\*\*\*\*

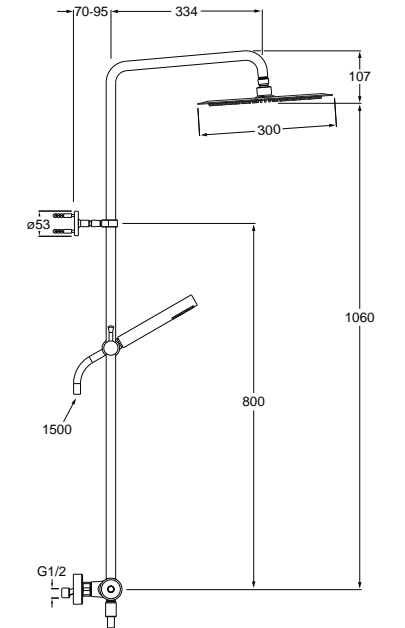
Per aggiungere il porta sapone, inserire il codice CRIAB003  
To add the soap dish, enter the code CRIAB003

### CRIFA409

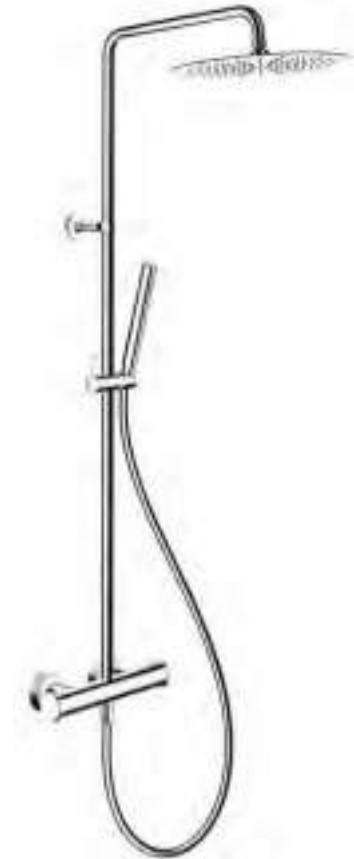
- 51 chrome
- 34P PVD brushed rose gold
- 55P PVD infinity black
- 76 imperial black
- 77 brushed metallic

- 93 brushed brass matt
- 96P PVD brushed gold brass

### CRIFA409



### CRIFA448



\*Solo per / Only for: 93

- IT Colonna doccia monocomando "corpo freddo" a parete, con miscelazione termostatica, deviatore a 2 uscite, soffione anticalcare SANDWICH SPECIAL\*\*\* Ø 300 mm, braccio orientabile, doccetta anticalcare, supporto scorrevole, flessibile long life\*\*\*\*
- DE Duschsystem mit Einhandmischer für Wandmontage „Armaturenkörper mit Verbrühungsschutz“, mit thermostatischer Mischung, 2-Wege-Umsteller, Kopfbrause mit Antikalk-System SANDWICH SPECIAL\*\*\* Ø300 mm, schwenkbarem Brausearm, Handbrause mit Antikalk-System mit einstellbarem Wasserstrahl, Gleitschieber und Brauseschlauch Long Life\*\*\*\*
- FR Colonne de douche murale monocommande « corps froid », réglage thermostatique, inverseur 2 sorties, douche de tête anticalcaire SANDWICH SPECIAL\*\*\* Ø 300 mm, bras orientable, douchette anticalcaire à jet réglable, support coulissant, flexible long life\*\*\*\*
- EN Single-control wall-mounted "exposed" shower column, with thermostatic mixing, 2-outlet diverter, Ø 300 mm SANDWICH SPECIAL\*\*\* anti-scale showerhead, swivel arm, anti-scale hand shower with adjustable jet, sliding support, long-life hose \*\*\*\*
- ES Columna de ducha monomando, sistema tacto frío, de pared, con mezcla termostática, inversor de 2 salidas, rociador antical SANDWICH SPECIAL\*\*\* Ø 300 mm, brazo orientable, ducha de mano antical de chorro regulable, soporte deslizante y flexo Long Life\*\*\*\*

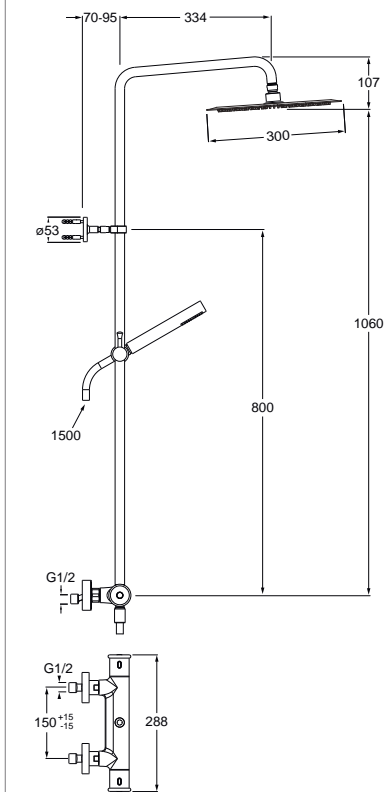
Per aggiungere il porta sapone, inserire il codice CRIAB003  
To add the soap dish, enter the code CRIAB003

#### CRIFA448

51 chrome 34P PVD brushed rose gold 55P PVD infinity black 76 imperial black 77 brushed metallic

93 brushed brass matt 96P PVD brushed gold brass

### CRIFA448



9 1/2 min (3 bar)

CRICR11713Q00

CRICR11715Q00

### CRIFA481



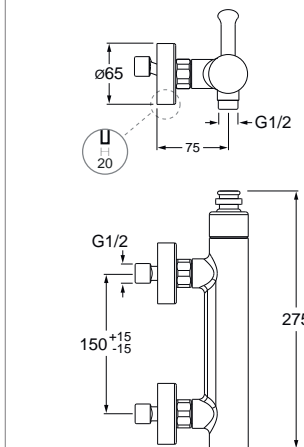
- IT Miscelatore monocomando doccia esterno a parete, con miscelazione meccanica
- DE Aufputz Brause-Wandeinhandmischer mit mechanischer Mischung
- FR Mitigeur monocommande mural de douche, réglage mécanique
- EN Single-control wall-mounted external shower mixer, with mechanical mixing
- ES Mezclador monomando para ducha, exterior de pared, con mezcla mecánica

#### CRIFA481

51 chrome 34P PVD brushed rose gold 55P PVD infinity black 76 imperial black 77 brushed metallic

93 brushed brass matt 96P PVD brushed gold brass

### CRIFA481



CRICR24272Q00

### CRIFA451



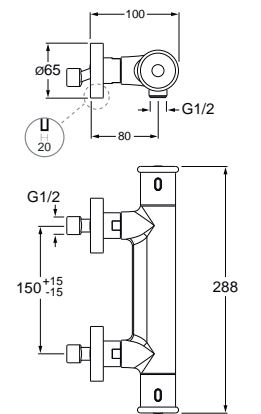
- IT Miscelatore monocomando "corpo freddo" doccia esterno a parete, con miscelazione termostatica
- DE Aufputz-Einhandmischer für Duschsystem „Armaturenkörper mit Verbrühungsschutz“ mit thermostatischer Mischung
- FR Mitigeur monocommande mural « corps froid » de douche, réglage thermostatique
- EN Single-control wall-mounted "exposed" external shower mixer, with thermostatic mixing
- ES Mezclador monomando con sistema tacto frío, ducha exterior de pared, con mezcla termostática

#### CRIFA451

51 chrome 34P PVD brushed rose gold 55P PVD infinity black 76 imperial black 77 brushed metallic

93 brushed brass matt 96P PVD brushed gold brass

### CRIFA451



CRICR11713Q00

CRIVT5888Q00

### CRIFA602

- IT con deviatore a 2 uscite
- DE mit 2 wenge umsteller
- FR avec inverseur 2 sorties
- EN with 2 outlet diverter
- ES con desviador 2 salidas



- IT Set esterno monocomando doccia/vasca a parete, piastra in metallo stondata, con miscelazione meccanica, deviatore, doccetta anticalcare, supporto fisso, presa d'acqua, flessibile long life\*\*\*\*, da completarsi con parte incasso CRICS100 (comando a destra), CRICS101 (comando a sinistra)

- DE Fertigmontage-set Wannen-/Brause-Wandeinhandmischer, Abdeckplatte aus Metall, mit mechanischer Mischung, Handbrause mit Antikalk-System, Halter für Wandmontage, Wandanschlussbogen, Brauseschlauch Long Life\*\*\*\*, zu vervollständigen mit Unterputz-Einbaukörper CRICS101 (rechte Kartusche) CRICS100 (linke Kartusche)

- FR Groupe extérieur monocommande mural douche/baignoire, plaque en métal, réglage mécanique, douchette anticalcaire, support fixe, arrivée d'eau, flexible long life\*\*\*\*, à compléter avec le corps d'encastrement CRICS101 (commande gauche) CRICS100 (commande droite)

- EN External single-control wall-mounted shower/bathtub set, metal plate, with mechanical mixing, anti-scale hand shower, fixed support, water outlet, long-life hose\*\*\*\*, for completion with recessed part CRICS101 (controls on the left) CRICS100 (controls on the right)

- ES Kit exterior monomando para ducha/bañera, de pared, placa de metal, con mezcla mecánica, ducha de mano antical, soporte fijo, toma de agua, flexo Long Life\*\*\*\*, a completar con cuerpo empotrado CRICS101 (mandos a la izquierda) o CRICS100 (mandos a la derecha)

#### CRIFA602

51 chrome 34P PVD brushed rose gold 55P PVD infinity black 76 imperial black 77 brushed metallic

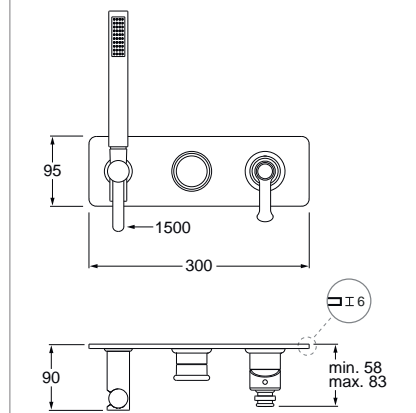
93 brushed brass matt 96P PVD brushed gold brass

#### CRIFA603

51 chrome 34P PVD brushed rose gold 55P PVD infinity black 76 imperial black 77 brushed metallic

93 brushed brass matt 96P PVD brushed gold brass

### CRIFA602/CRIFA603



9 1/2 min (3 bar)

CRICS100 p. 679

CRICS101 p. 679

CRICR24272Q00

CRICR21796Q00

CRICR24272Q00

CRICR14410Q00

**CRIFA638**



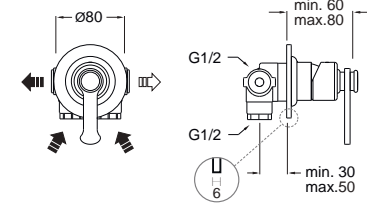
IT Miscelatore monocomando doccia a parete, piastra in metallo tonda, con miscelazione meccanica, completo di parte incasso  
 DE Brause-Wandmischer, abgerundete Abdeckplatte aus Metall, mit mechanischer Mischung und Unterputz-Einbaukörper  
 FR Mitigeur monocommande mural de douche, plaque en métal angles arrondis, réglage mécanique, avec corps d'encastrement  
 EN Single-control wall-mounted shower mixer, curved metal plate, with mechanical mixing, complete with recessed part  
 ES Mezclador monomando para ducha, de pared, placa de metal redondeada, con mezcla mecánica, dotado de cuerpo empotrado

**CRIFA638**

51 chrome 34P PVD brushed rose gold 55P PVD infinity black 76 imperial black 77 brushed metallic

93 brushed brass matt 96P PVD brushed gold brass

**CRIFA638**



**CRIFA689**



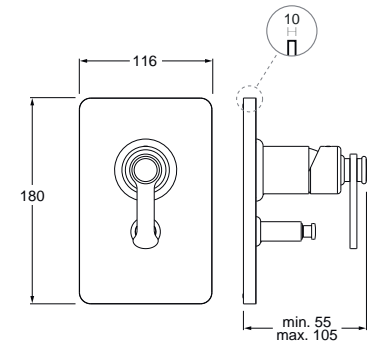
IT Set esterno monocomando doccia a parete, piastra in metallo stondata, con miscelazione meccanica, deviatore automatico, da completarsi con parte incasso CRICS535  
 DE Fertigmontageset Brause-Wandmischer, Abdeckplatte aus Metall, mit mechanischer Mischung, automatischem 2-Wege-Umsteller, zu vervollständigen mit Unterputz-Einbaukörper CRICS535  
 FR Groupe extérieur monocommande mural douche, plaque en métal, réglage mécanique, inverseur automatique 2 sorties, à compléter avec le corps d'encastrement CRICS535  
 EN External single-control wall-mounted shower set, metal plate, with mechanical mixing, 2-outlet automatic diverter, for completion with recessed part CRICS535  
 ES Kit exterior monomando para ducha, de pared, placa de metal, con mezcla mecánica, inversor automático de 2 salidas, a completar con cuerpo empotrado CRICS535

**CRIFA689**

51 chrome 34P PVD brushed rose gold 55P PVD infinity black 76 imperial black 77 brushed metallic

93 brushed brass matt 96P PVD brushed gold brass

**CRIFA689**



**CRIFA683**



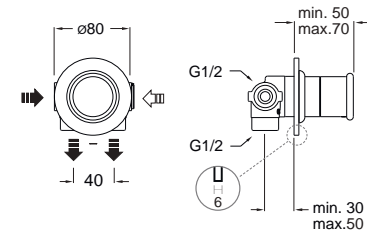
IT Deviatore a 2 uscite a parete, piastra in metallo tonda, completo di parte incasso  
 DE 2-Wege-Wandumsteller, abgerundete Abdeckplatte aus Metall mit Unterputz-Einbaukörper  
 FR Inverseur mural à 2 sorties, plaque en métal angles arrondis, avec corps d'encastrement  
 EN Wall-mounted 2-outlet diverter, curved metal plate, complete with recessed part  
 ES Inversor de 2 salidas de pared, placa de metal redondeada, dotado de cuerpo empotrado

**CRIFA683**

51 chrome 34P PVD brushed rose gold 55P PVD infinity black 76 imperial black 77 brushed metallic

93 brushed brass matt 96P PVD brushed gold brass

**CRIFA683**



**CRIFA632**



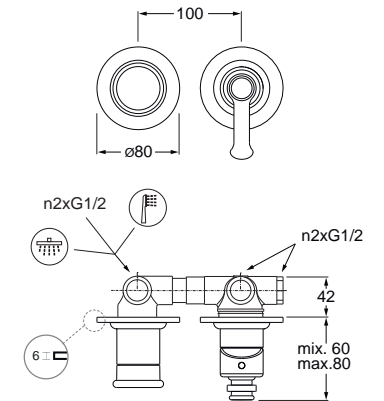
IT Miscelatore monocomando doccia/vasca orizzontale a parete, con miscelazione meccanica, deviatore, completo di parte incasso  
 DE Waagrechter Wannen-/Brause-Wandmischer, mit mechanischer Mischung, inkl. Unterputz-Einbaukörper  
 FR Mitigeur monocommande mural horizontal douche/baignoire, réglage mécanique, avec corps d'encastrement  
 EN Single-control wall-mounted horizontal shower/bathtub mixer, with mechanical mixing, complete with recessed part  
 ES Mezclador monomando para ducha/bañera horizontal, de pared, con mezcla mecánica, dotado de cuerpo empotrado

**CRIFA632**

51 chrome 34P PVD brushed rose gold 55P PVD infinity black 76 imperial black 77 brushed metallic

93 brushed brass matt 96P PVD brushed gold brass

**CRIFA632/CRIFA633**



**CRIFA686**



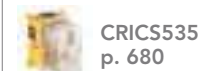
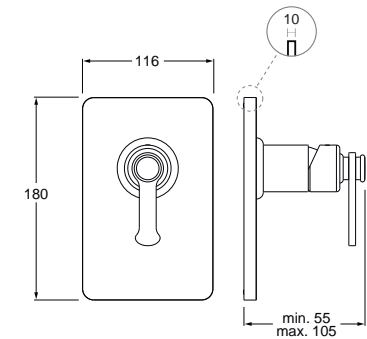
IT Set esterno monocomando doccia a parete, piastra in metallo stondata, con miscelazione meccanica, da completarsi con parte incasso CRICS535  
 DE Fertigmontageset Einhandmischer für Duschsystem für Wandmontage, Abdeckplatte aus Metall, mit mechanischer Mischung, mit Unterputz-Einbaukörper CRICS535 zu vervollständigen  
 FR Groupe extérieur monocommande mural de douche, plaque en métal, réglage mécanique, à compléter avec le corps d'encastrement CRICS535  
 EN External single-control wall-mounted shower set, metal plate, with mechanical mixing, for completion with recessed part CRICS535  
 ES Kit exterior monomando para ducha, de pared, placa de metal, con mezcla mecánica, a completar con cuerpo empotrado CRICS535

**CRIFA686**

51 chrome 34P PVD brushed rose gold 55P PVD infinity black 76 imperial black 77 brushed metallic

93 brushed brass matt 96P PVD brushed gold brass

**CRIFA686**



**CRIFA633**

IT con deviatore a 3 uscite  
 DE mit 3 wenge umsteller  
 FR avec inverseur 3 sorties  
 EN with 3 outlet diverter  
 ES con desviador 3 salidas

**CRIFA633**

51 chrome 34P PVD brushed rose gold 55P PVD infinity black 76 imperial black 77 brushed metallic

93 brushed brass matt 96P PVD brushed gold brass

### CRIFA662



IT Miscelatore monocomando doccia/vasca verticale a parete, con miscelazione meccanica, deviatore, completo di parte incasso  
 DE Senkrechter Wannen-/Brause-Wandeinhandmischer, mit mechanischer Mischung, inkl. Unterputz-Einbaukörper  
 FR Mitigeur monocommande mural vertical douche/baignoire, réglage mécanique, avec corps d'encastrement  
 EN Single-control wall-mounted vertical shower/bathtub mixer, with mechanical mixing, complete with recessed part  
 ES Mezclador monomando para ducha/bañera vertical, de pared, con mezcla mecánica, dotado de cuerpo empotrado

#### CRIFA662

51 chrome 34P PVD brushed rose gold 55P PVD infinity black 76 imperial black 77 brushed metallic

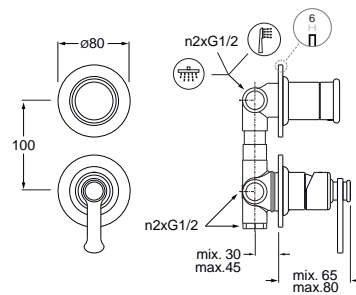
93 brushed brass matt 96P PVD brushed gold brass

#### CRIFA663

51 chrome 34P PVD brushed rose gold 55P PVD infinity black 76 imperial black 77 brushed metallic

93 brushed brass matt 96P PVD brushed gold brass

#### CRIFA662/CRIFA663



CRICR24272Q00

CRICR25744Q00

CRICR24272Q00

CRICR25745Q00

### CRIFA663

IT con deviatore a 3 uscite  
 DE mit 3 wenge umsteller  
 FR avec inverseur 3 sorties  
 EN with 3 outlet diverter  
 ES con desviador 3 salidas

### CRIFA622



IT Miscelatore monocomando doccia/vasca orizzontale a parete, piastra in metallo, con miscelazione meccanica, deviatore, completo di parte incasso  
 DE Waagrechtter Wannen-/Brause-Wandeinhandmischer, Abdeckplatte aus Metall, mit mechanischer Mischung, inkl. Unterputz-Einbaukörper  
 FR Mitigeur monocommande mural horizontal douche/baignoire, plaque en métal, réglage mécanique, avec corps d'encastrement  
 EN Single-control wall-mounted horizontal shower/bathtub mixer, metal plate, with mechanical mixing, complete with recessed part  
 ES Mezclador monomando para ducha/bañera horizontal, de pared, placa de metal, con mezcla mecánica, dotado de cuerpo empotrado

#### CRIFA622

51 chrome 34P PVD brushed rose gold 55P PVD infinity black 76 imperial black 77 brushed metallic

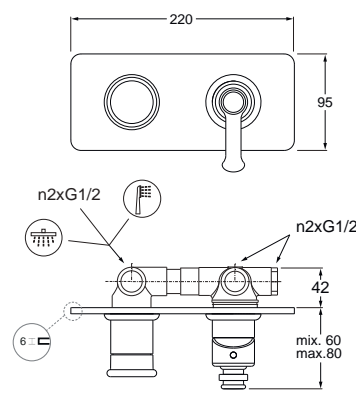
93 brushed brass matt 96P PVD brushed gold brass

#### CRIFA623

51 chrome 34P PVD brushed rose gold 55P PVD infinity black 76 imperial black 77 brushed metallic

93 brushed brass matt 96P PVD brushed gold brass

#### CRIFA622/CRIFA623



CRICR24272Q00

CRICR25744Q00


CRICR24272Q00

CRICR25745Q00

### CRIFA623

IT con deviatore a 3 uscite  
 DE mit 3 wenge umsteller  
 FR avec inverseur 3 sorties  
 EN with 3 outlet diverter  
 ES con desviador 3 salidas

### CRIFA642



IT Miscelatore monocomando doccia/vasca verticale a parete, piastra in metallo, con miscelazione meccanica, deviatore, completo di parte incasso  
 DE Senkrechter Wannen-/Brause-Wandeinhandmischer, Abdeckplatte aus Metall, mit mechanischer Mischung, inkl. Unterputz-Einbaukörper  
 FR Mitigeur monocommande mural vertical douche/baignoire, plaque en métal, réglage mécanique, avec corps d'encastrement  
 EN Single-control wall-mounted vertical shower/bathtub mixer, metal plate, with mechanical mixing, complete with recessed part  
 ES Mezclador monomando para ducha/bañera vertical, de pared, placa de metal, con mezcla mecánica, dotado de cuerpo empotrado

#### CRIFA642

51 chrome 34P PVD brushed rose gold 55P PVD infinity black 76 imperial black 77 brushed metallic

93 brushed brass matt 96P PVD brushed gold brass

#### CRIFA643

51 chrome 34P PVD brushed rose gold 55P PVD infinity black 76 imperial black 77 brushed metallic

93 brushed brass matt 96P PVD brushed gold brass

### CRIFA643

IT con deviatore a 2 uscite  
 DE mit 2 wenge umsteller  
 FR avec inverseur 2 sorties  
 EN with 2 outlet diverter  
 ES con desviador 2 salidas

### CRIFA102

IT con deviatore a 2 uscite  
 DE mit 2 wenge umsteller  
 FR avec inverseur 2 sorties  
 EN with 2 outlet diverter  
 ES con desviador 2 salidas



IT Set esterno bicomando vasca a parete, piastra in metallo, con miscelazione meccanica, deviatore, bocca con punto d'erogazione 180 mm, doccetta anticalcare, supporto fisso, presa d'acqua, flessibile long life\*\*\*\*, da completarsi con parte incasso CRICS100 (comando a destra), CRICS101 (comando a sinistra)  
 DE Fertigmontageset Wannen-Wandeinhandmischer, Abdeckplatte aus Metall, mit mechanischer Mischung, Auslauflänge 180 mm, Handbrause mit Antikalk-System, Halter für Wandmontage, Wandanschlussbogen, Brauseschlauch Long Life\*\*\*\*, zu vervollständigen mit Unterputz-Einbaukörper CRICS100 (rechte Kartusche) CRICS101 (linke Kartusche)  
 FR Groupe extérieur monocommande mural baignoire, plaque en métal, réglage mécanique, bec déverseur longueur 180 mm, douchette anticalcaire, support fixe, arrivée d'eau, flexible long life\*\*\*\*, à compléter avec le corps d'encastrement CRICS100 (commande droite) CRICS101 (commande gauche)  
 EN External single-control wall-mounted bathtub set, metal plate, with mechanical mixing, spout length 180 mm, anti-scale hand shower, fixed support, water outlet, long-life hose\*\*\*\*, for completion with recessed part CRICS100 (controls on the right) CRICS101 (controls on the left)  
 ES Kit exterior monomando para bañera, de pared, placa de metal, con mezcla mecánica, caño con boca de salida de 180 mm, ducha de mano antical, soporte fijo, toma de agua, flexo Long Life\*\*\*\*, a completar con cuerpo empotrado CRICS100 (mandos a la derecha) o CRICS101 (mandos a la izquierda)

#### CRIFA102

51 chrome 34P PVD brushed rose gold 55P PVD infinity black 76 imperial black 77 brushed metallic

93 brushed brass matt 96P PVD brushed gold brass

#### CRIFA103

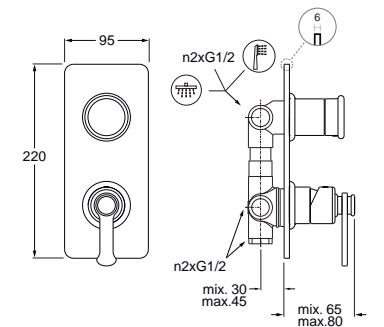
51 chrome 34P PVD brushed rose gold 55P PVD infinity black 76 imperial black 77 brushed metallic

93 brushed brass matt 96P PVD brushed gold brass

### CRIFA103

IT con deviatore a 3 uscite  
 DE mit 3 wenge umsteller  
 FR avec inverseur 3 sorties  
 EN with 3 outlet diverter  
 ES con desviador 3 salidas

#### CRIFA642/CRIFA643



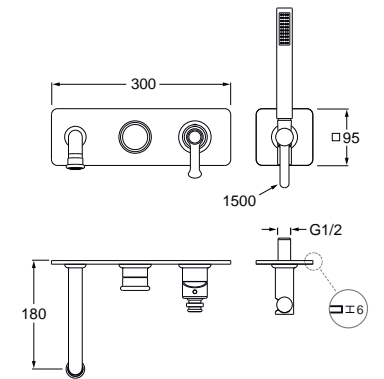
CRICR24272Q00

CRICR25744Q00

CRICR24272Q00

CRICR25745Q00

#### CRIFA102/CRIFA103



9/16 min (3 bar)

CRICS100 p. 679

CRICS101 p. 679

CRICR24272Q00

CRICR21796Q00

CRICR24272Q00

CRICR14410Q00

**CRIFA121**



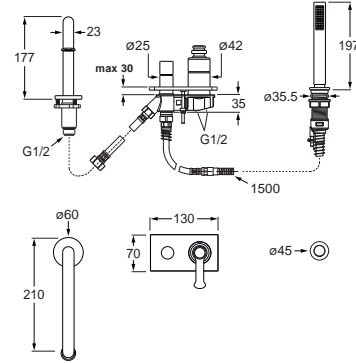
- IT Miscelatore bicomando bordo vasca 5 fori da piano ispezionabile, con miscelazione meccanica, deviatore, bocca con punto d'erogazione 210 mm, doccetta anticalcare estraibile in metallo e FOLLOW ME \*\*\*\*\*, completo di parte incasso
- DE Zur Reinigung demontierbare 5-Loch Wannenrand-Zweigriffbatterie, mit mechanischer Mischung, 2-Wege-Umsteller, Auslauflänge 210 mm, ausziehbarer Handbrause mit Antikalk-System, FOLLOW ME\*\*\*\*\*, inkl. Unterputz-Einbaukörper
- FR Mélangeur double commande bord baignoire 5 trous sur plaque accessible pour l'inspection, réglage mécanique, inverseur 2 sorties, bec déverseur longueur 210 mm, douchette anticalcaire extractible et FOLLOW ME \*\*\*\*\*, avec corps d'encastrement
- EN Inspectable dual-control deck-mounted 5-hole bath edge mixer, with mechanical mixing, 2-outlet diverter, spout length 210 mm, extractable anti-scale hand shower and FOLLOW ME\*\*\*\*\*, complete with recessed part
- ES Mezclador bimando para borde bañera, 5 orificios, de repisa, inspeccionable, con mezcla mecánica, inversor de 2 salidas, caño con boca de salida de 210 mm, ducha de mano antical extraíble y FOLLOW ME\*\*\*\*\*, dotado de cuerpo empotrado

**CRIFA121**

51 chrome    34P PVD brushed rose gold    55P PVD infinity black    76 imperial black    77 brushed metallic

93 brushed brass matt    96P PVD brushed gold brass

**CRIFA121**



**CRIFA180**



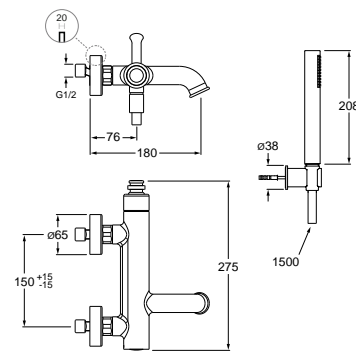
- IT Miscelatore monocomando vasca a parete, con miscelazione meccanica, deviatore automatico, bocca con punto d'erogazione 180 mm, doccetta anticalcare, supporto fisso, flessibile long life\*\*\*\*
- DE Aufputz Zweigriff-Wannenmischbatterie für Wandmontage, mit mechanischer Mischung, automatischem 2-Wege-Umsteller, Auslauflänge 180 mm, Handbrause aus Metall mit Antikalk-System, Halter für Wandmontage und Brauseschlauch Long Life\*\*\*\*
- FR Mélangeur double commande mural de baignoire extérieure, réglage mécanique, inverseur automatique 2 sorties, bec déverseur longueur 180 mm, douchette anticalcaire en métal, support fixe, flexible long life\*\*\*\*
- EN Dual-control wall-mounted external bathtub mixer, with mechanical mixing, 2-outlet automatic diverter, spout length 180 mm, metal anti-scale hand shower, fixed support, long-life hose \*\*\*\*
- ES Mezclador bimando para bañera, exterior de pared, con mezcla mecánica, inversor automático de 2 salidas, caño con boca de salida de 180 mm, ducha de mano antical de metal, soporte fijo, flexo Long Life\*\*\*\*

**CRIFA180**

51 chrome    34P PVD brushed rose gold    55P PVD infinity black    76 imperial black    77 brushed metallic

93 brushed brass matt    96P PVD brushed gold brass

**CRIFA180**



**CRIFA187**



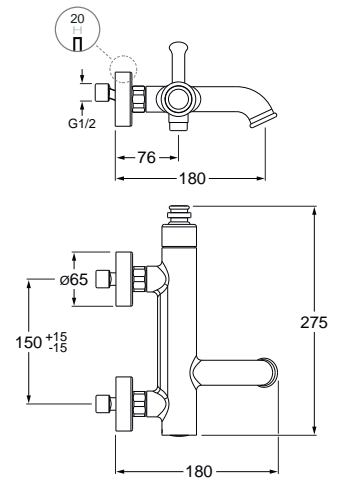
- IT Miscelatore monocomando vasca esterno a parete, con miscelazione meccanica, deviatore automatico a 2 uscite, bocca con punto d'erogazione 180 mm
- DE Aufputz Wannen-Wandeinhandmischer, mit mechanischer Mischung, automatischem 2-Wege-Umsteller und Auslauflänge 180 mm
- FR Mitigeur monocommande mural de baignoire, réglage mécanique, inverseur automatique 2 sorties, bec déverseur longueur 180 mm
- EN Single-control wall-mounted external bath mixer, with mechanical mixing, automatic diverter with 2 outlets, spout length 180 mm
- ES Mezclador monomando para bañera, exterior de pared, con mezcla mecánica, inversor automático de 2 salidas, caño con boca de salida de 180 mm

**CRIFA187**

51 chrome    34P PVD brushed rose gold    55P PVD infinity black    76 imperial black    77 brushed metallic

93 brushed brass matt    96P PVD brushed gold brass

**CRIFA187**



**CRIFA189**



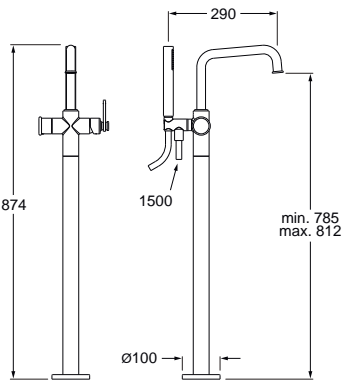
- IT Set esterno monocomando vasca a pavimento, con miscelazione meccanica, deviatore, doccetta anticalcare, flessibile long life\*\*\*\*, da completarsi con parte incasso CRICS290
- DE Fertigmontageset Wannen-Einhandmischer bodenstehend, mit mechanischer Mischung, Handbrause mit Antikalk-System mit separater mechanischer Mischung, Brauseschlauch Long Life\*\*\*\*, zu vervollständigen mit Unterputz-Einbaukörper CRICS290
- FR Groupe extérieur monocommande de baignoire sur pied, réglage mécanique, douchette anticalcaire à réglage mécanique indépendant, flexible long life\*\*\*\*, à compléter avec le corps d'encastrement CRICS290
- EN External single-control floor-standing bathtub set, with mechanical mixing, anti-scale hand shower with independent mechanical mixing, long-life hose\*\*\*\*, for completion with recessed part CRICS290
- ES Kit exterior monomando para bañera, de suelo, con mezcla mecánica, ducha de mano antical de mezcla mecánica independiente, flexo Long Life\*\*\*\*, a completar con cuerpo empotrado CRICS290

**CRIFA189**

51 chrome    34P PVD brushed rose gold    55P PVD infinity black    76 imperial black    77 brushed metallic

93 brushed brass matt    96P PVD brushed gold brass

**CRIFA189**



**CRIFA475**



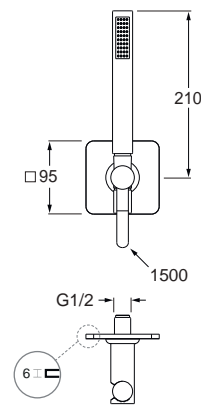
IT Supporto a sezione tonda per doccia a parete, rosone stondato, doccia anticalcare, presa d'acqua, flessibile long life\*\*\*\*  
 DE Halter für Wandmontage mit rundem Querschnitt für Handbrause, runde Rosette, Handbrause mit Antikalk-System, Wandanschlussbogen, Brauseschlauch Long Life\*\*\*\*  
 FR Support mural fixe à section ronde pour douche, rosace ronde, douche anticalcaire, prise d'eau, flexible long life\*\*\*\*  
 EN Wall-mounted fixed support with round cross-section for hand shower, round rosette, anti-scale hand shower, water outlet, long-life hose\*\*\*\*  
 ES Soporte fijo de sección redonda para ducha de mano de pared, florón redondo, ducha de mano antical, toma de agua, flexo Long Life\*\*\*\*

**CRIFA475**

51 chrome    34P PVD brushed rose gold    55P PVD infinity black    76 imperial black    77 brushed metallic

93 brushed brass matt    96P PVD brushed gold brass

**CRIFA475**



**CRIFA526**

KITCHEN



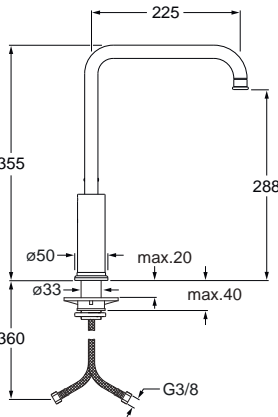
IT Miscelatore monocomando cucina monoforo da piano con punto d'erogazione 225 mm, con miscelazione meccanica laterale destra, altezza 288 mm  
 DE Einhebel-Küchenmischer, einlochmontiert auf der Arbeitsplatte, mit 225 mm Auslaufänge, mechanische Seitenmischung rechts, Höhe 288 mm  
 FR Mitigeur monocommande cuisine, monotrou sur plan, avec bec d'écoulement 225 mm, commande mécanique latérale droite, hauteur 288 mm  
 EN Single-lever kitchen mixer, deck-mounted, with 225 mm spout reach, right-side mechanical mixing, height 288 mm  
 ES Mezclador monomando de cocina, de un solo orificio sobre encimera, con alcance del caño de 225 mm, mezcla mecánica lateral derecha, altura 288 mm

**CRIFA526**

51 chrome    34P PVD brushed rose gold    55P PVD infinity black    76 imperial black    77 brushed metallic

93 brushed brass matt    96P PVD brushed gold brass

**CRIFA526**



5,6 l/min (3 bar)

CRICR25698Q00



- Per completare la proposta doccia con design coordinato, usa il codice CRIPD774  
 - Um den Vorschlag mit dem passenden Design zu vervollständigen, verwenden Sie den Kode CRIPD774  
 - Pour compléter notre proposition pour la douche avec design assorti, utilisez le code CRIPD774

- To complete the offer of your design coordinated shower solution, please use the code CRIPD774  
 - Para completar la propuesta ducha con un diseño coordinado, utilizar el código CRIPD774



Per completare la formulazione della vostra offerta, vi invitiamo a consultare i capitoli:  
 - Completamenti per Doccia/Vasca/Lavabo pag. 632  
 - Soffioni & Bracci Doccia pag. 598  
 - Accessori Contemporary Collection pag. 334

To complete the drafting of your offer, please see the following chapters:  
 - Completions for Shower/Bath/Washbasin page 632  
 - Showerheads & Shower Arms page 598  
 - Accessories Contemporary Collection page 334



Um die Ihr Angebot zusammenzustellen, bitten wie Sie die einzelnen Kapitel zu beachten:  
 - Vervollständigungen für Dusche/Bad/Waschtisch Seite 632  
 - Kopfbrausen & Duscharme Seite 598  
 - Vervollständigungen Contemporary Collection Seite 334

Para completar la elaboración de su oferta, le invitamos a consultar los siguientes capítulos:  
 - Complementos para ducha/bañera/lavabo pág. 632  
 - Rociadores & Brazos de ducha pág. 598  
 - Accesorios Contemporary Collection pág. 334

## Contemporary Collection

# FOIL

Design Patented - CH, EU, UK

Design Marco Pisati



**CRIFL220**

REGULAR



IT Miscelatore monocomando Lavabo Regular monoforo da piano, con miscelazione meccanica  
 DE 1-Loch Waschtisch-Einhandmischer Regular, mit mechanischer Mischung  
 FR Mitigeur monocommande de Lavabo Regular monotrou sur plage, réglage mécanique  
 EN Regular single-control deck-mounted single-hole washbasin mixer, with mechanical mixing  
 ES Mezclador monomando para lavabo Regular, 1 orificio, de repisa, con mezcla mecánica

**CRIFL220**

51 chrome	13 black matt	15 alux	34P PVD brushed rose gold	46P PVD polished rose gold
-----------	---------------	---------	---------------------------	----------------------------

56P PVD polished gold brass	72 polished black chrome	75 brushed black chrome	96P PVD brushed gold brass	77 brushed metallic
-----------------------------	--------------------------	-------------------------	----------------------------	---------------------

**CRIFL920**

51 chrome



**CRIFL920**

REGULAR



**CRIFL221**

REGULAR



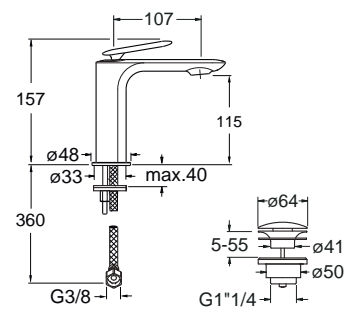
IT Miscelatore monocomando Lavabo Regular monoforo da piano, con miscelazione meccanica, scarico da 1" 1/4 con asta e saltarello  
 DE 1-Loch Waschtisch-Einhandmischer Regular, mit mechanischer Mischung, Ablaufgarnitur 1" 1/4, Zugstange und Stöpsel  
 FR Mitigeur monocommande de Lavabo Regular monotrou sur plage, réglage mécanique, vidage de 1" 1/4 avec tirette et bouchon  
 EN Regular single-control deck-mounted single-hole washbasin mixer, with mechanical mixing, 1 1/4" with pop-up waste  
 ES Mezclador monomando para lavabo Regular, 1 orificio, de repisa, con mezcla mecánica, desagüe de 1" 1/4 con varilla y válvula automática

**CRIFL221**

51 chrome	13 black matt	15 alux	34P PVD brushed rose gold	46P PVD polished rose gold
-----------	---------------	---------	---------------------------	----------------------------

56P PVD polished gold brass	72 polished black chrome	75 brushed black chrome	96P PVD brushed gold brass	77 brushed metallic
-----------------------------	--------------------------	-------------------------	----------------------------	---------------------

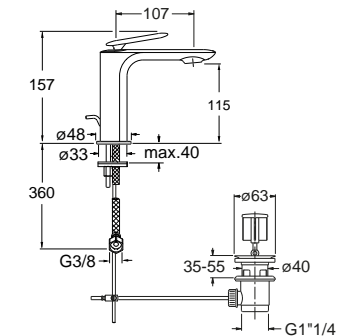
**CRIFL220**



5,6 1/2 min (3 bar)



**CRIFL221**



5,6 1/2 min (3 bar)



**CRIFL227**

MEDIUM



IT Miscelatore monocomando Lavabo Medium monoforo da piano, con miscelazione meccanica  
 DE 1-Loch Waschtisch-Einhandmischer Medium, mit mechanischer Mischung  
 FR Mitigeur monocommande de Lavabo Medium monotrou sur plage, réglage mécanique  
 EN Medium single-control deck-mounted single-hole washbasin mixer, with mechanical mixing  
 ES Mezclador monomando para lavabo Medium, 1 orificio, de repisa, con mezcla mecánica

**CRIFL227**

51 chrome	13 black matt	15 alux	34P PVD brushed rose gold	46P PVD polished rose gold
-----------	---------------	---------	---------------------------	----------------------------

56P PVD polished gold brass	72 polished black chrome	75 brushed black chrome	96P PVD brushed gold brass	77 brushed metallic
-----------------------------	--------------------------	-------------------------	----------------------------	---------------------

**CRIFL927**

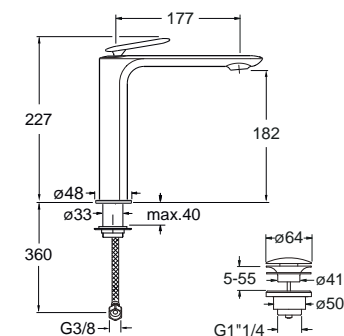
51 chrome



**CRIFL927**

MEDIUM

**CRIFL227**



5,6 1/2 min (3 bar)



**CRIFL222**

TALL



IT Miscelatore monocomando Lavabo Tall monoforo da piano, con miscelazione meccanica  
 DE 1-Loch Waschtisch-Einhandmischer Tall, mit mechanischer Mischung  
 FR Mitigeur monocommande de Lavabo Tall monotrou sur plage, réglage mécanique  
 EN Tall single-control deck-mounted single-hole washbasin mixer, with mechanical mixing  
 ES Mezclador monomando para lavabo Tall, 1 orificio, de repisa, con mezcla mecánica

**CRIFL222**

51 chrome	13 black matt	15 alux	34P PVD brushed rose gold	46P PVD polished rose gold
-----------	---------------	---------	---------------------------	----------------------------

56P PVD polished gold brass	72 polished black chrome	75 brushed black chrome	96P PVD brushed gold brass	77 brushed metallic
-----------------------------	--------------------------	-------------------------	----------------------------	---------------------

**CRIFL922**

51 chrome



**CRIFL922**

TALL



**CRIFL205**

REGULAR

IT Miscelatore bicomando Lavabo Regular 3 fori da piano, con miscelazione meccanica  
 DE 3-Loch Zweigriff-Waschtischbatterie Regular, mit mechanischer Mischung  
 FR Mélangeur double commande de Lavabo Regular 3 trous sur plage, réglage mécanique  
 EN Regular dual-control deck-mounted 3-hole washbasin mixer, with mechanical mixing  
 ES Mezclador bimando para lavabo Regular, 3 orificios, de repisa, con mezcla mecánica

**CRIFL205**

51 chrome	13 black matt	15 alux	34P PVD brushed rose gold	46P PVD polished rose gold
-----------	---------------	---------	---------------------------	----------------------------

56P PVD polished gold brass	72 polished black chrome	75 brushed black chrome	96P PVD brushed gold brass	77 brushed metallic
-----------------------------	--------------------------	-------------------------	----------------------------	---------------------

**CRIFL905**

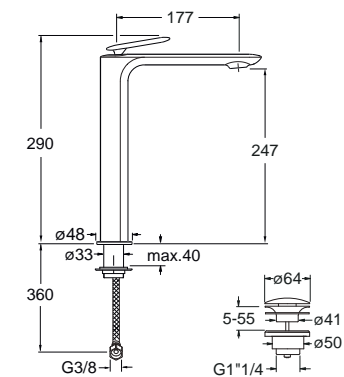
51 chrome



**CRIFL905**

REGULAR

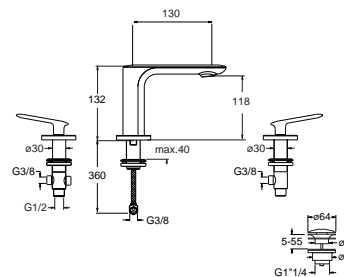
**CRIFL222**



5,6 1/2 min (3 bar)



**CRIFL205**



5,6 1/2 min (3 bar)

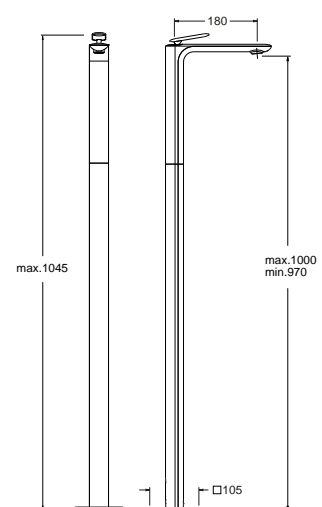


### CRIFL290



- IT Set esterno monocomando Lavabo monoforo a pavimento, con miscelazione meccanica, da completarsi con parte incasso CRICS290
- DE Fertigmontageset 1-Loch Waschtisch-Einhandmischer bodenstehend, mit mechanischer Mischung, zu vervollständigen mit Unterputz-Einbaukörper CRICS290
- FR Groupe extérieur monocommande de Lavabo monotrou sur pied, réglage mécanique, à compléter avec le corps d'encastrement CRICS290
- EN Single-control floor-standing external set for single-hole Washbasin, with mechanical mixing, for completion with recessed part CRICS290
- ES Kit exterior monomando para lavabo, 1 orificio, de suelo, con mezcla mecánica, a completar con cuerpo empotrado CRICS290

### CRIFL290

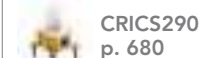


#### CRIFL290

51 chrome	13 black matt	15 alux	34P PVD brushed rose gold	46P PVD polished rose gold
-----------	---------------	---------	---------------------------	----------------------------

56P PVD polished gold brass	72 polished black chrome	75 brushed black chrome 77 brushed metallic	96P PVD brushed gold brass
-----------------------------	--------------------------	---	----------------------------

5,6 1/2 min (3 bar)



### CRIFL990



#### CRIFL990

51 chrome

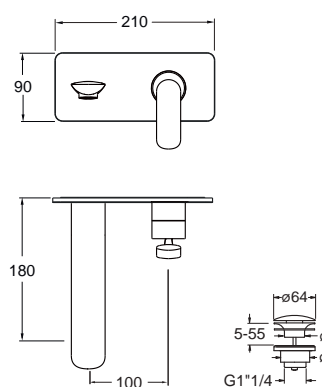
### CRIFL256

REGULAR



- IT Set esterno monocomando Lavabo Regular a parete, piastra in metallo, con miscelazione meccanica, bocca con punto d'erogazione 180 mm, da completarsi con parte incasso CRICS200 (comando a destra), CRICS201 (comando a sinistra)
- DE Fertigmontageset Waschtisch-Wandeinhandmischer Regular, Abdeckplatte aus Metall, mit mechanischer Mischung, Auslauflänge 180 mm, zu vervollständigen mit Unterputz-Einbaukörper CRICS200 (rechte Kartusche) CRICS201 (linke Kartusche)
- FR Groupe extérieur monocommande mural de Lavabo Regular, plaque en métal, réglage mécanique, bec déverseur longueur 180 mm, à compléter avec le corps d'encastrement CRICS200 (commande à droite) CRICS201 (commande à gauche)
- EN Regular external single-control wall-mounted washbasin set, metal plate, with mechanical mixing, spout length 180 mm, for completion with recessed part CRICS200 (control on the right) CRICS201 (control on the left)
- ES Kit exterior monomando para lavabo Regular, de pared, placa de metal, con mezcla mecánica, caño con boca de salida de 180 mm, a completar con cuerpo empotrado CRICS200 (mando a la derecha) o CRICS201 (mando a la izquierda)

### CRIFL256



#### CRIFL256

51 chrome	13 black matt	15 alux	34P PVD brushed rose gold	46P PVD polished rose gold
-----------	---------------	---------	---------------------------	----------------------------

56P PVD polished gold brass	72 polished black chrome	75 brushed black chrome 77 brushed metallic	96P PVD brushed gold brass
-----------------------------	--------------------------	---	----------------------------

5,6 1/2 min (3 bar)



### CRIFL956

REGULAR



#### CRIFL956

51 chrome

### CRIFL258

LARGE



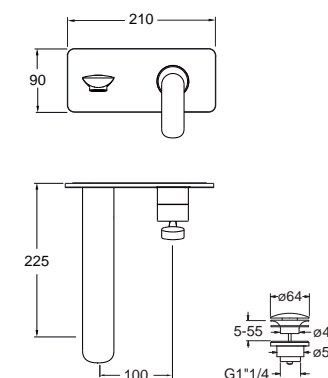
- IT Set esterno monocomando Lavabo Large a parete, piastra in metallo, con miscelazione meccanica, bocca con punto d'erogazione 225 mm, da completarsi con parte incasso CRICS200 (comando a destra), CRICS201 (comando a sinistra)
- DE Fertigmontageset Waschtisch-Wandeinhandmischer Large, Abdeckplatte aus Metall, mit mechanischer Mischung, Auslauflänge 225 mm, zu vervollständigen mit Unterputz-Einbaukörper CRICS200 (rechte Kartusche) CRICS201 (linke Kartusche)
- FR Groupe extérieur monocommande mural de Lavabo Large, plaque en métal, réglage mécanique, bec déverseur longueur 225 mm, à compléter avec le corps d'encastrement CRICS200 (commande à droite) CRICS201 (commande à gauche)
- EN Large external single-control wall-mounted washbasin set, metal plate, with mechanical mixing, spout length 225 mm, for completion with recessed part CRICS200 (control on the right) CRICS201 (control on the left)
- ES Kit exterior monomando para lavabo Large, de pared, placa de metal, con mezcla mecánica, caño con boca de salida de 225 mm, a completar con cuerpo empotrado CRICS200 (mando a la derecha) o CRICS201 (mando a la izquierda)

#### CRIFL258

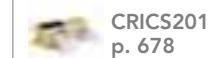
51 chrome	13 black matt	15 alux	34P PVD brushed rose gold	46P PVD polished rose gold
-----------	---------------	---------	---------------------------	----------------------------

56P PVD polished gold brass	72 polished black chrome	75 brushed black chrome 77 brushed metallic	96P PVD brushed gold brass
-----------------------------	--------------------------	---	----------------------------

### CRIFL258



5,6 1/2 min (3 bar)



### CRIFL958

LARGE



### CRIFL257

REGULAR



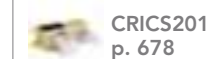
- IT Set esterno monocomando Lavabo Regular 2 fori a parete, con miscelazione meccanica, bocca con punto d'erogazione 180 mm, da completarsi con parte incasso CRICS200 (comando a destra), CRICS201 (comando a sinistra)
- DE 2-Loch Fertigmontageset Waschtisch-Wandeinhandmischer Regular, mit mechanischer Mischung, Auslauflänge 180 mm, zu vervollständigen mit Unterputz-Einbaukörper CRICS200 (rechte Kartusche) CRICS201 (linke Kartuschen)
- FR Groupe extérieur monocommande mural de Lavabo Regular 2 trous, réglage mécanique, bec déverseur longueur 180 mm, à compléter avec le corps d'encastrement CRICS200 (commande à droite) CRICS201 (commande à gauche)
- EN Regular external single-control wall-mounted 2-hole washbasin set, metal plate, with mechanical mixing, spout length 180 mm, for completion with recessed part CRICS200 (control on the right) CRICS201 (control on the left)
- ES Kit exterior monomando para lavabo Regular, 2 orificios, de pared, con mezcla mecánica, caño con boca de salida de 180 mm, a completar con cuerpo empotrado CRICS200 (mando a la derecha) o CRICS201 (mando a la izquierda)

#### CRIFL257

51 chrome	13 black matt	15 alux	34P PVD brushed rose gold	46P PVD polished rose gold
-----------	---------------	---------	---------------------------	----------------------------

56P PVD polished gold brass	72 polished black chrome	75 brushed black chrome 77 brushed metallic	96P PVD brushed gold brass
-----------------------------	--------------------------	---	----------------------------

5,6 1/2 min (3 bar)



### CRIFL957

REGULAR



#### CRIFL957

51 chrome

### CRIFL259

LARGE



- IT Set esterno monocomando Lavabo Large 2 fori a parete, con miscelazione meccanica, bocca con punto d'erogazione 225 mm, da completarsi con parte incasso CRICS200 (comando a destra), CRICS201 (comando a sinistra)
- DE 2-Loch Fertigmontageset Waschtisch-Wandeinhandmischer Large, mit mechanischer Mischung, Auslauflänge 225 mm, zu vervollständigen mit Unterputz-Einbaukörper CRICS200 (rechte Kartusche) CRICS201 (linke Kartuschen)
- FR Groupe extérieur monocommande mural de Lavabo Large 2 trous, réglage mécanique, bec déverseur longueur 225 mm, à compléter avec le corps d'encastrement CRICS200 (commande à droite) CRICS201 (commande à gauche)
- EN Large external single-control wall-mounted 2-hole washbasin set, metal plate, with mechanical mixing, spout length 225 mm, for completion with recessed part CRICS200 (control on the right) CRICS201 (control on the left)
- ES Kit exterior monomando para lavabo Large, 2 orificios, de pared, con mezcla mecánica, caño con boca de salida de 225 mm, a completar con cuerpo empotrado CRICS200 (mando a la derecha) o CRICS201 (mando a la izquierda)

#### CRIFL259

51 chrome	13 black matt	15 alux	34P PVD brushed rose gold	46P PVD polished rose gold
-----------	---------------	---------	---------------------------	----------------------------

56P PVD polished gold brass	72 polished black chrome	75 brushed black chrome	96P PVD brushed gold brass
		77 brushed metallic	

#### CRIFL959

51 chrome



### CRIFL959

LARGE

### CRIFL320



- IT Miscelatore monocomando Bidet monoforo da piano, con miscelazione meccanica
- DE 1-Loch Einhandmischer für das Bidet, mit mechanischer Mischung
- FR Mitigeur monocommande de bidet monotrou sur plaque, réglage mécanique
- EN Single-control deck-mounted single-hole bidet mixer, with mechanical mixing
- ES Mezclador monomando para bidé, 1 orificio, de repisa, con mezcla mecánica

#### CRIFL320

51 chrome	13 black matt	15 alux	34P PVD brushed rose gold	46P PVD polished rose gold
-----------	---------------	---------	---------------------------	----------------------------

56P PVD polished gold brass	72 polished black chrome	75 brushed black chrome	96P PVD brushed gold brass
		77 brushed metallic	

#### CRIFL370

51 chrome



### CRIFL370

### CRIFL321



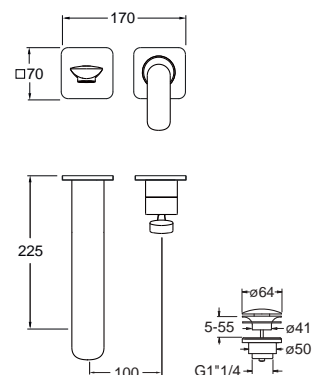
- IT Miscelatore monocomando Bidet monoforo da piano, con miscelazione meccanica, scarico da 1" 1/4 con asta e saltarello
- DE 1-Loch Einhandmischer für das Bidet, mit mechanischer Mischung, Ablaufgarnitur 1" 1/4 mit Zugstange und Stöpsel
- FR Mitigeur monocommande de bidet monotrou sur plaque, réglage mécanique, vidage 1" 1/4 avec tirette et bouchon
- EN Single-control deck-mounted single-hole bidet mixer, with mechanical mixing, 1 1/4" pop-up waste
- ES Mezclador monomando para bidé, 1 orificio, de repisa, con mezcla mecánica y desagüe de 1" 1/4 con varilla y válvula automática

#### CRIFL321

51 chrome	13 black matt	15 alux	34P PVD brushed rose gold	46P PVD polished rose gold
-----------	---------------	---------	---------------------------	----------------------------

56P PVD polished gold brass	72 polished black chrome	75 brushed black chrome	96P PVD brushed gold brass
		77 brushed metallic	

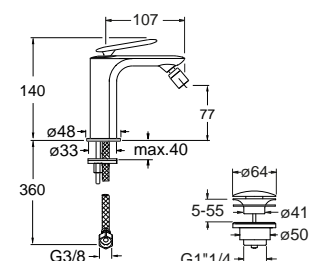
#### CRIFL259



5,6 l/min (3 bar)



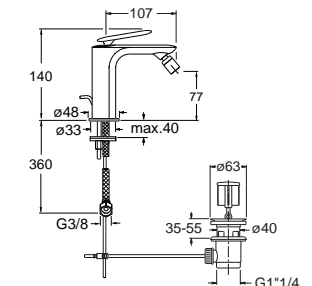
#### CRIFL320



5,6 l/min (3 bar)



#### CRIFL321



5,6 l/min (3 bar)



### CRIFL409



- IT Colonna doccia monocomando a parete, con miscelazione meccanica, deviatore automatico a 2 uscite, soffione anticalcare SANDWICH SPECIAL\*\*\* 320 mm x 320 mm, braccio orientabile, doccetta anticalcare, supporto scorrevole, flessibile long life\*\*\*\*
- DE Duschsystem für Wandmontage mit Einhandmischer, mit mechanischer Mischung, automatischem 2-Wege-Umsteller, Kopfbrause mit Antikalk-System SANDWICH SPECIAL\*\*\* 320 mm x 320 mm, schwenkbarem Brausearm, Handbrause mit Antikalk-System, Gleitschieber, Brauseschlauch Long Life\*\*\*\*
- FR Colonne de douche murale monocommande, réglage mécanique, inverseur automatique 2 sorties, douche de tête anticalcaire SANDWICH SPECIAL\*\*\* 320 mm x 320 mm, bras orientable, douchette anticalcaire, support coulissant, flexible long life\*\*\*\*
- EN Single-control wall-mounted shower column, with mechanical mixing, 2-outlet automatic diverter, 320 mm x 320 mm SANDWICH SPECIAL\*\*\* anti-scale showerhead, swivel arm, anti-scale hand shower, sliding support, long-life hose\*\*\*\*
- ES Columna de ducha monomando, de pared, con mezcla mecánica, inversor automático de 2 salidas, rociador antical SANDWICH SPECIAL\*\*\* 320 mm x 320 mm, brazo orientable, ducha de mano antical, soporte deslizante, flexo Long Life\*\*\*\*

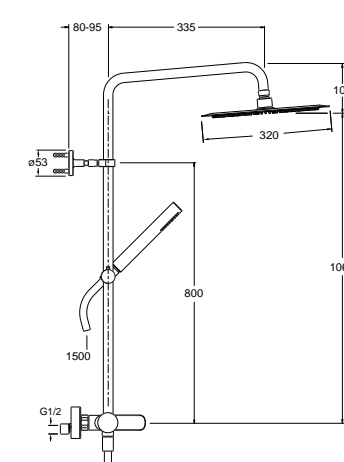
Per aggiungere il porta sapone, inserire il codice CRIAB003  
To add the soap dish, enter the code CRIAB003

#### CRIFL409

51 chrome	13 black matt	15 alux	34P PVD brushed rose gold	46P PVD polished rose gold
-----------	---------------	---------	---------------------------	----------------------------

56P PVD polished gold brass	72 polished black chrome	75 brushed black chrome	96P PVD brushed gold brass
		77 brushed metallic	

#### CRIFL409



9 l/min (3 bar)



### CRIFL486



- IT Colonna doccia monocomando "corpo freddo" a parete, con miscelazione termostatica, deviatore a 2 uscite, soffione anticalcare SANDWICH SPECIAL\*\*\* 320 mm x 320 mm, braccio orientabile, doccetta anticalcare, supporto scorrevole, flessibile long life\*\*\*\*
- DE Duschsystem mit Einhandmischer für Wandmontage „Armaturenkörper mit Verbrühungsschutz“, mit thermostatischer Mischung, 2-Wege-Umsteller, Kopfbrause mit Antikalk-System SANDWICH SPECIAL\*\*\* 320 mm x 320 mm, schwenkbarem Brausearm, Handbrause mit Antikalk-System, Gleitschieber, Brauseschlauch Long Life\*\*\*\*
- FR Colonne de douche murale monocommande « corps froid », réglage thermostatique, inverseur 2 sorties, douche de tête anticalcaire SANDWICH SPECIAL\*\*\* 320 mm x 320 mm, bras orientable, douchette anticalcaire, support coulissant, flexible long life\*\*\*\*
- EN Single-control wall-mounted "exposed" shower column, with thermostatic mixing, 2-outlet diverter, 320 mm x 320 mm SANDWICH SPECIAL\*\*\* anti-scale showerhead, swivel arm, anti-scale hand shower, sliding support, long-life hose\*\*\*\*
- ES Columna de ducha monomando, sistema tacto frío, de pared, con mezcla termostática, inversor de 2 salidas, rociador antical SANDWICH SPECIAL\*\*\* 320 mm x 320 mm, brazo orientable, ducha de mano antical, soporte deslizante flexo Long Life\*\*\*\*

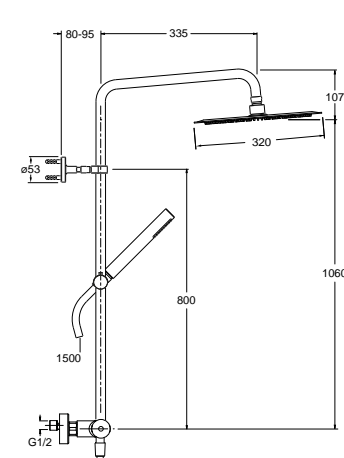
Per aggiungere il porta sapone, inserire il codice CRIAB003  
To add the soap dish, enter the code CRIAB003

#### CRIFL486

51 chrome	13 black matt	15 alux	34P PVD brushed rose gold	46P PVD polished rose gold
-----------	---------------	---------	---------------------------	----------------------------

56P PVD polished gold brass	72 polished black chrome	75 brushed black chrome	96P PVD brushed gold brass
		77 brushed metallic	

#### CRIFL486



9 l/min (3 bar)



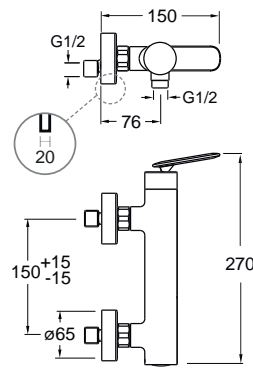
### CRIFL401



IT Miscelatore monocomando doccia esterno a parete, con miscelazione meccanica  
 DE Aufputz-Einhandmischer für Duschsystem für Wandmontage mit mechanischer Mischung  
 FR Mitigeur monocommande mural de douche extérieure, réglage mécanique  
 EN Single-control wall-mounted external shower mixer, with mechanical mixing  
 ES Mezclador monomando para ducha, exterior de pared, con mezcla mecánica

<b>CRIFL401</b>				
<b>51 chrome</b>	13 black matt	15 alux	34P PVD brushed rose gold	46P PVD polished rose gold
56P PVD polished gold brass	72 polished black chrome	75 brushed black chrome	96P PVD brushed gold brass	77 brushed metallic

### CRIFL401



### CRIFL602

IT con deviatore a 2 uscite  
 DE mit 2 wenge umsteller  
 FR avec inverseur 2 sorties  
 EN with 2 outlet diverter  
 ES con desviador 2 salidas



IT Set esterno monocomando doccia/vasca a parete, piastra in metallo, con miscelazione meccanica, deviatore, doccetta anticalcare, supporto fisso, presa d'acqua, flessibile long life\*\*\*\*, da completarsi con parte incasso CRICS100 (comando a destra), CRICS101 (comando a sinistra)  
 DE Fertigmontageset Wannen-/Brause-Wandeinhandmischer, Abdeckplatte aus Metall, mit mechanischer Mischung, Handbrause mit Antikalk-System, Halter für Wandmontage, Wandanschlussbogen, Brauseschlauch Long Life \*\*\*\*, zu vervollständigen mit Unterputz-Einbaukörper CRICS101 (rechte Kartusche) CRICS100 (linke Kartusche)  
 FR Groupe extérieur monocommande mural douche/baignoire, plaque en métal, réglage mécanique, douchette anticalcaire, support fixe, prise d'eau, flexible long life\*\*\*\*, à compléter avec le corps d'encastrement CRICS101 (commandes à gauche) CRICS100 (commandes à droite)  
 EN External single-control wall-mounted shower/bathtub set, metal plate, with mechanical mixing, anti-scale hand shower, fixed support, water outlet, long-life hose\*\*\*\*, for completion with recessed part CRICS101 (controls on the left) CRICS100 (controls on the right)  
 ES Kit exterior monomando para ducha/bañera, de pared, placa de metal, con mezcla mecánica, ducha de mano antical, soporte fijo, toma de agua, flexo Long Life\*\*\*\*, a completar con cuerpo empotrado CRICS101 (mandos a la izquierda) o CRICS100 (mandos a la derecha)

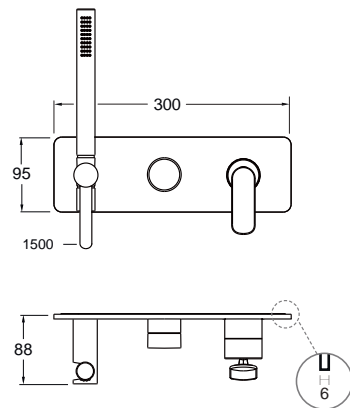
<b>CRIFL602</b>				
<b>51 chrome</b>	13 black matt	15 alux	34P PVD brushed rose gold	46P PVD polished rose gold
56P PVD polished gold brass	72 polished black chrome	75 brushed black chrome	96P PVD brushed gold brass	77 brushed metallic

<b>CRIFL603</b>				
<b>51 chrome</b>	13 black matt	15 alux	34P PVD brushed rose gold	46P PVD polished rose gold
56P PVD polished gold brass	72 polished black chrome	75 brushed black chrome	96P PVD brushed gold brass	77 brushed metallic

### CRIFL603

IT con deviatore a 3 uscite  
 DE mit 3 wenge umsteller  
 FR avec inverseur 3 sorties  
 EN with 3 outlet diverter  
 ES con desviador 3 salidas

### CRIFL602/CRIFL603



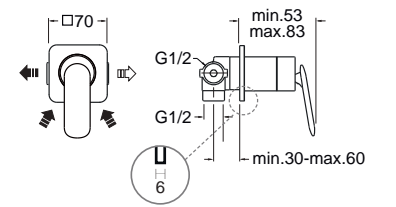
### CRIFL638



IT Miscelatore monocomando doccia a parete, piastra in metallo stondata, con miscelazione meccanica, completo di parte incasso  
 DE Duschsystem-Wandeinhandmischer, abgerundete Platte aus Metall, mit mechanischer Mischung und Unterputz-Einbaukörper  
 FR Mitigeur monocommande mural de douche, plaque angles arrondis en métal, réglage mécanique, avec corps d'encastrement  
 EN Single-control wall-mounted shower mixer, curved metal plate, with mechanical mixing, complete with recessed part  
 ES Mezclador monomando para ducha, de pared, placa de metal redondeada, con mezcla mecánica, dotado de cuerpo empotrado

<b>CRIFL638</b>				
<b>51 chrome</b>	13 black matt	15 alux	34P PVD brushed rose gold	46P PVD polished rose gold
56P PVD polished gold brass	72 polished black chrome	75 brushed black chrome	96P PVD brushed gold brass	77 brushed metallic

### CRIFL638



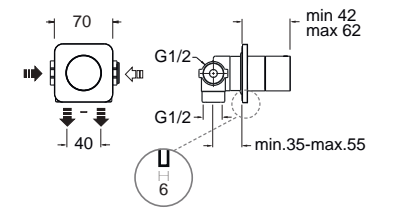
### CRIFL683



IT Deviatore a 2 uscite a parete, piastra in metallo stondata, completo di parte incasso  
 DE 2-Wege-Wandumsteller, abgerundete Abdeckplatte aus Metall mit Unterputz-Einbaukörper  
 FR Inverseur mural 2 sorties, plaque angles arrondis en métal, avec corps d'encastrement  
 EN Wall-mounted 2-outlet diverter, curved metal plate, complete with recessed part  
 ES Inversor de 2 salidas de pared, placa de metal redondeada, dotado de cuerpo empotrado

<b>CRIFL683</b>				
<b>51 chrome</b>	13 black matt	15 alux	34P PVD brushed rose gold	46P PVD polished rose gold
56P PVD polished gold brass	72 polished black chrome	75 brushed black chrome	96P PVD brushed gold brass	77 brushed metallic

### CRIFL683



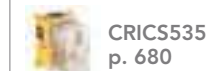
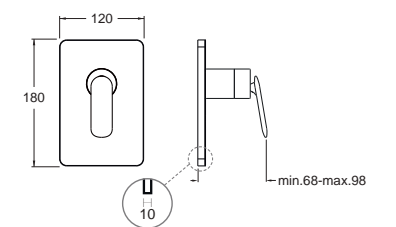
### CRIFL686



IT Set esterno monocomando doccia a parete, piastra in metallo, con miscelazione meccanica, da completarsi con parte incasso CRICS535  
 DE Fertigmontageset Einhandmischer für Duschsystem für Wandmontage, Abdeckplatte aus Metall, mit mechanischer Mischung, mit Unterputz-Einbaukörper CRICS535 zu vervollständigen  
 FR Groupe extérieur monocommande mural de douche, plaque en métal, réglage mécanique, à compléter avec le corps d'encastrement CRICS535  
 EN External single-control wall-mounted shower set, metal plate, with mechanical mixing, for completion with recessed part CRICS535  
 ES Kit exterior monomando para ducha, de pared, placa de metal, con mezcla mecánica, a completar con cuerpo empotrado CRICS535

<b>CRIFL686</b>				
<b>51 chrome</b>	13 black matt	15 alux	34P PVD brushed rose gold	46P PVD polished rose gold
56P PVD polished gold brass	72 polished black chrome	75 brushed black chrome	96P PVD brushed gold brass	77 brushed metallic

### CRIFL686



### CRIFL689



IT Set esterno monocomando doccia a parete, piastra in metallo, con miscelazione meccanica, deviatore automatico a 2 uscite, da completarsi con parte incasso CRICS535  
 DE Fertigmontageset Brause-Wandeinhandmischer, Abdeckplatte aus Metall, mit mechanischer Mischung, automatischem 2-Wege-Umsteller, zu vervollständigen mit Unterputz-Einbakörper CRICS535  
 FR Groupe extérieur monocommande mural douche, plaque en métal, réglage mécanique, inverseur automatique 2 sorties, à compléter avec le corps d'encastrement CRICS535  
 EN External single-control wall-mounted shower set, metal plate, with mechanical mixing, 2-outlet automatic diverter, for completion with recessed part CRICS535  
 ES Kit exterior monomando para ducha, de pared, placa de metal, con mezcla mecánica, inversor automático de 2 salidas, a completar con cuerpo empotrado CRICS535

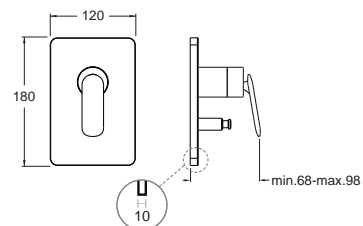
#### CRIFL689

**51 chrome** 13 black matt 15 alux 34P PVD brushed rose gold 46P PVD polished rose gold

56P PVD polished gold brass 72 polished black chrome 75 brushed black chrome 77 brushed metallic 96P PVD brushed gold brass

\* per uso vasca, acquistare anche CRIPR15268Q \_\_ / for bathtub use, purchase also CRIPR15268Q \_\_

### CRIFL689



CRICR17734Q00

CRICAC827\_\_

CRIPR15268Q\_\_

### CRIFL751




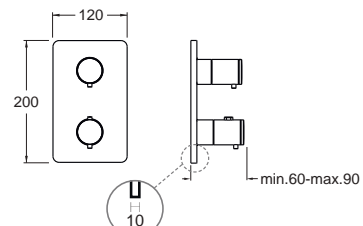
IT Set esterno doccia a parete, piastra in metallo stondata, con miscelazione termostatica, valvola d'arresto 1 uscita, da completarsi con parte incasso CRICS800  
 DE Fertigmontageset Duschsystem für Wandmontage, abgerundete Abdeckplatte aus Metall, mit thermostatischer Mischung und 1-Weg-Absperrventil, zu vervollständigen mit Unterputz-Einbakörper CRICS800  
 FR Groupe extérieur mural de douche, plaque angles arrondis en métal, réglage thermostatique, vanne d'arrêt 1 sortie, à compléter avec le corps d'encastrement CRICS800  
 EN External wall-mounted shower set, curved metal plate, with thermostatic mixing, 1-outlet stop valve, for completion with recessed part CRICS800  
 ES Kit exterior para ducha, de pared, placa de metal redondeada, con mezcla termostática, válvula de paso de 1 salida, a completar con cuerpo empotrado CRICS800

#### CRIFL751

**51 chrome** 13 black matt 15 alux 34P PVD brushed rose gold 46P PVD polished rose gold

56P PVD polished gold brass 72 polished black chrome 75 brushed black chrome 77 brushed metallic 96P PVD brushed gold brass

### CRIFL751



CRICR16901Q00

### CRIFL752

IT con deviatore a 2 uscite  
 DE mit 2 wenge umsteller  
 FR avec inverseur 2 sorties  
 EN with 2 outlet diverter  
 ES con desviador 2 salidas



IT Set esterno doccia/vasca a parete, piastra in metallo stondata, con miscelazione termostatica, deviatore, da completarsi con parte incasso CRICS800  
 DE Wand-Fertigmontageset Wanne/Brause, abgerundete Abdeckplatte aus Metall, mit thermostatischer Mischung, zu vervollständigen mit Unterputz-Einbakörper CRICS800  
 FR Groupe extérieur mural douche/baignoire, plaque angles arrondis en métal, réglage thermostatique, à compléter avec le corps d'encastrement CRICS800  
 EN External wall-mounted shower/bathtub set, curved metal plate, with thermostatic mixing, for completion with recessed part CRICS800  
 ES Kit exterior para ducha/bañera, de pared, placa de metal redondeada, con mezcla termostática, a completar con cuerpo empotrado CRICS800

#### CRIFL752

**51 chrome** 13 black matt 15 alux 34P PVD brushed rose gold 46P PVD polished rose gold

56P PVD polished gold brass 72 polished black chrome 75 brushed black chrome 77 brushed metallic 96P PVD brushed gold brass

#### CRIFL753

**51 chrome** 13 black matt 15 alux 34P PVD brushed rose gold 46P PVD polished rose gold

56P PVD polished gold brass 72 polished black chrome 75 brushed black chrome 77 brushed metallic 96P PVD brushed gold brass

### CRIFL753

IT con deviatore a 3 uscite  
 DE mit 3 wenge umsteller  
 FR avec inverseur 3 sorties  
 EN with 3 outlet diverter  
 ES con desviador 3 salidas



### CRIFL102

IT con deviatore a 2 uscite  
 DE mit 2 wenge umsteller  
 FR avec inverseur 2 sorties  
 EN with 2 outlet diverter  
 ES con desviador 2 salidas

IT Set esterno monocomando vasca a parete, piastra in metallo, con miscelazione meccanica, deviatore, bocca con punto d'erogazione 180 mm, doccetta anticalcare, supporto fisso, presa d'acqua, flessibile long life\*\*\*\*, da completarsi con parte incasso CRICS100 (comando a destra), CRICS101 (comando a sinistra)  
 DE Fertigmontageset Wannen-Wandeinhandmischer, Abdeckplatte aus Metall, mit mechanischer Mischung, Auslaufflänge 180 mm, Handbrause mit Antikalk-System, Halter für Wandmontage, Wandanschlussbogen, Brauseschlauch Long Life\*\*\*\*, zu vervollständigen mit Unterputz-Einbakörper CRICS100 (rechte Kartusche) CRICS101 (linke Kartusche)  
 FR Groupe extérieur monocommande mural de baignoire, plaque en métal, réglage mécanique, bec déverseur longueur 180 mm, douchette anticalcaire, support fixe, prise d'eau, flexible long life\*\*\*\*, à compléter avec le corps d'encastrement CRICS100 (commandes à droite) CRICS101 (commandes à gauche)  
 EN External single-control wall-mounted bathtub set, metal plate, with mechanical mixing, spout length 180 mm, anti-scale hand shower, fixed support, water outlet, long-life hose\*\*\*\*, for completion with recessed part CRICS100 (controls on the right) CRICS101 (controls on the left)  
 ES Kit exterior monomando para bañera, de pared, placa de metal, con mezcla mecánica, caño con boca de salida de 180 mm, ducha de mano antical, soporte fijo, toma de agua, flexo Long Life\*\*\*\*, a completar con cuerpo empotrado CRICS100 (mandos a la derecha) o CRICS101 (mandos a la izquierda)

#### CRIFL102

**51 chrome** 13 black matt 15 alux 34P PVD brushed rose gold 46P PVD polished rose gold

56P PVD polished gold brass 72 polished black chrome 75 brushed black chrome 77 brushed metallic 96P PVD brushed gold brass

#### CRIFL103


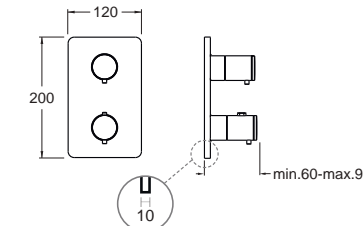
**51 chrome** 13 black matt 15 alux 34P PVD brushed rose gold 46P PVD polished rose gold

56P PVD polished gold brass 72 polished black chrome 75 brushed black chrome 77 brushed metallic 96P PVD brushed gold brass

### CRIFL103

IT con deviatore a 3 uscite  
 DE mit 3 wenge umsteller  
 FR avec inverseur 3 sorties  
 EN with 3 outlet diverter  
 ES con desviador 3 salidas

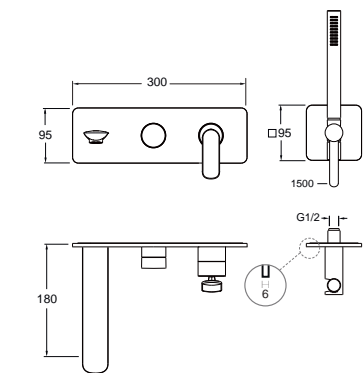
### CRIFL752/CRIFL753



CRICR15442Q00

CRICR15441Q00

### CRIFL102/CRIFL103



9/16" min (3 bar)



CRICR17734Q00

CRICR21796Q00

CRICR17734Q00

CRICR14410Q00

### CRIFL100



IT Miscelatore monocomando vasca esterno a parete, con miscelazione meccanica, deviatore automatico a 2 uscite, bocca con punto d'erogazione 170 mm, doccetta anticalcare, supporto fisso, flessibile long life\*\*\*\*

DE Aufputz Wannen-Einhandmischer für Wandmontage, mit mechanischer Mischung, automatischem 2-Wege-Umsteller, Auslauflänge 170 mm, Handbrause mit Antikalk-System, Halter für Wandmontage und Brauseschlauch Long Life\*\*\*\*

FR Mitigeur monocommande mural de baignoire extérieure, réglage mécanique, inverseur automatique 2 sorties, bec déverseur longueur 170 mm, douchette anticalcaire, support fixe, flexible long life\*\*\*\*

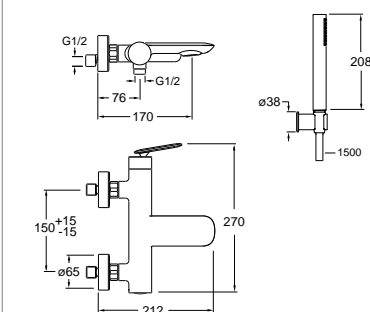
EN Single-control wall-mounted external bathtub mixer, with mechanical mixing, 2-outlet automatic diverter, spout length 170 mm, anti-scale hand shower, fixed support, long-life hose\*\*\*\*

ES Mezclador monomando para bañera, exterior de pared, con mezcla mecánica, inversor automático de 2 salidas, caño con boca de salida de 170 mm, ducha de mano antical, soporte fijo y flexo Long Life\*\*\*\*

#### CRIFL100

51 chrome	13 black matt	15 alux	34P PVD brushed rose gold	46P PVD polished rose gold
56P PVD polished gold brass	72 polished black chrome	75 brushed black chrome	96P PVD brushed gold brass	77 brushed metallic

#### CRIFL100



- 9 1/2 min (3 bar)
- CRICR17734Q00
- CRIPR14794Q

### CRIFL107



IT Miscelatore monocomando vasca esterno a parete, con miscelazione meccanica, deviatore automatico a 2 uscite, bocca con punto d'erogazione 170 mm

DE Aufputz Wannen-Einhandmischer für Wandmontage, mit mechanischer Mischung, automatischem 2-Wege-Umsteller, Auslauflänge 170 mm

FR Mitigeur monocommande mural de baignoire extérieure, réglage mécanique, inverseur automatique 2 sorties, bec déverseur longueur 170 mm

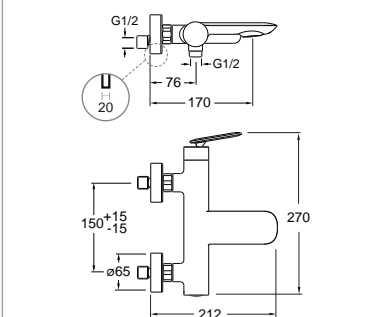
EN Single-control wall-mounted external bathtub mixer, with mechanical mixing, 2-outlet automatic diverter, spout length 170 mm

ES Mezclador monomando para bañera, exterior de pared, con mezcla mecánica, inversor automático de 2 salidas, caño con boca de salida de 170 mm

#### CRIFL107

51 chrome	13 black matt	15 alux	34P PVD brushed rose gold	46P PVD polished rose gold
56P PVD polished gold brass	72 polished black chrome	75 brushed black chrome	96P PVD brushed gold brass	77 brushed metallic

#### CRIFL107



- CRICR17734Q00
- CRIPR14794Q

### CRIFL181



IT Miscelatore monocomando bordo vasca 4 fori da piano ispezionabile, piastra in metallo, con miscelazione meccanica, deviatore automatico a 2 uscite, bocca con punto d'erogazione 190 mm effetto "cascata", doccetta anticalcare estraibile e FOLLOW ME\*\*\*\*, completo di parte incasso

DE Zur Reinigung demontierbarer 4-Loch Wannenrand-Einhandmischer, Abdeckplatte aus Metall, mit mechanischer Mischung, automatischem 2-Wege-Umsteller, Auslauflänge 190 mm mit Wasserfall Funktion, ausziehbarer Handbrause mit Antikalk-System und FOLLOW ME\*\*\*\*, inkl. Unterputz-Einbakörper

FR Mitigeur monocommande bord baignoire 4 trous sur plage accessible pour l'inspection, plaque en métal, réglage mécanique, inverseur automatique 2 sorties, bec déverseur longueur 190 mm effet « cascade », douchette anticalcaire extractible et FOLLOW ME\*\*\*\*, avec corps d'encastrement

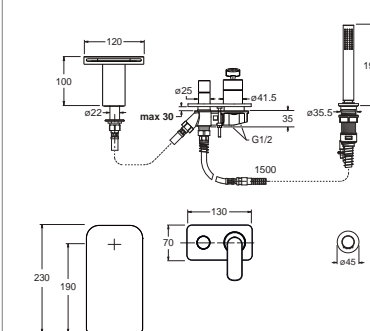
EN Inspectable single-control deck-mounted 4-hole bath edge mixer, with mechanical mixing, 2-outlet automatic diverter, spout length 190 mm, "waterfall" effect, extractable anti-scale hand shower and FOLLOW ME\*\*\*\*, complete with recessed part

ES Mezclador monomando para borde bañera, 4 orificios, de repisa, inspeccionable, placa de metal, con mezcla mecánica, inversor automático de 2 salidas, caño con boca de salida de 190 mm, salida en cascada, ducha de mano antical extraible y FOLLOW ME\*\*\*\*, dotado de cuerpo empotrado

#### CRIFL181

51 chrome	13 black matt	15 alux	34P PVD brushed rose gold	46P PVD polished rose gold
56P PVD polished gold brass	72 polished black chrome	75 brushed black chrome	96P PVD brushed gold brass	77 brushed metallic

#### CRIFL181



- 9 1/2 min (3 bar)
- CRICR17734Q00

### CRIFL189



IT Set esterno monocomando vasca a pavimento, con miscelazione meccanica, doccetta anticalcare a miscelazione meccanica indipendente, flessibile long life\*\*\*\*, da completarsi con parte incasso CRICS290

DE Fertigmontageset Wannen-Einhandmischer bodenstehend, mit mechanischer Mischung, Handbrause mit Antikalk-System mit separater mechanischer Mischung, Brauseschlauch Long Life\*\*\*\*, zu vervollständigen mit Unterputz-Einbakörper CRICS290

FR Groupe extérieur monocommande de baignoire sur pied, réglage mécanique, douchette anticalcaire à réglage mécanique indépendant, flexible long life\*\*\*\*, à compléter avec le corps d'encastrement CRICS290

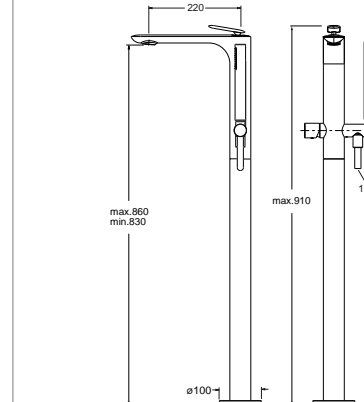
EN External single-control floor-standing bathtub set, with mechanical mixing, anti-scale hand shower with independent mechanical mixing, long-life hose\*\*\*\*, for completion with recessed part CRICS290

ES Kit exterior monomando para bañera, de suelo, con mezcla mecánica, ducha de mano antical de mezcla mecánica independiente, flexo Long Life\*\*\*\*, a completar con cuerpo empotrado CRICS290

#### CRIFL189

51 chrome	13 black matt	15 alux	34P PVD brushed rose gold	46P PVD polished rose gold
56P PVD polished gold brass	72 polished black chrome	75 brushed black chrome	96P PVD brushed gold brass	77 brushed metallic

#### CRIFL189



- 9 1/2 min (3 bar)
- CRICS290 p. 680
- CRICR22907Q00
- CRICR16610Q00

### CRIFL484



IT Bocca a parete, attacco da 1/2", punto d'erogazione 185 mm

DE Wandauslauf, Anschluss 1/2", Auslauflänge 185 mm

FR Bec déverseur mural, raccord 1/2", longueur 185 mm

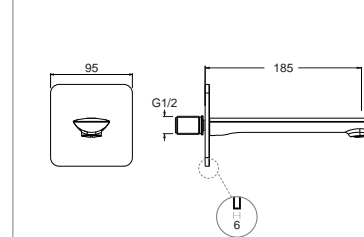
EN Wall-mounted spout, 1/2" connection, spout length 185 mm

ES Caño de pared, conexión de 1/2", boca de salida de 185 mm

#### CRIFL484

51 chrome	13 black matt	15 alux	34P PVD brushed rose gold	46P PVD polished rose gold
56P PVD polished gold brass	72 polished black chrome	75 brushed black chrome	96P PVD brushed gold brass	77 brushed metallic

#### CRIFL484



# Contemporary Collection Fractal

Design Soo K. Chan

GOOD DESIGN  
AWARD 2022



**CRIFT220**  
REGULAR



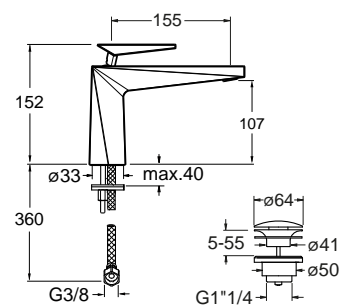
IT Miscelatore monocomando Lavabo Regular monoforo da piano, con miscelazione meccanica  
 DE 1-Loch Waschtisch-Einhandmischer Regular, mit mechanischer Mischung  
 FR Mitigeur monocommande de Lavabo Regular monotrou sur plage, réglage mécanique  
 EN Regular single-control deck-mounted single-hole washbasin mixer, with mechanical mixing  
 ES Mezclador monomando para lavabo Regular, 1 orificio, de repisa, con mezcla mecánica

**CRIFT220**

51 chrome	13 black matt	34P PVD brushed rose gold	46P PVD polished rose gold	56P PVD polished gold brass
72 polished black chrome	75 brushed black chrome	96P PVD brushed gold brass		
	77 brushed metallic			

**CRIFT920**  
51 chrome

**CRIFT220**



5,6 1/2 min (3 bar)



**CRIFT205**  
REGULAR



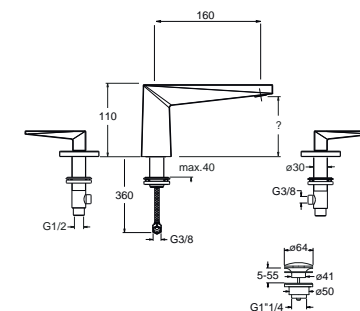
IT Miscelatore bicomando Lavabo Regular 3 fori da piano, con miscelazione meccanica  
 DE 3-Loch Zweigriff-Waschtischbatterie Regular, mit mechanischer Mischung  
 FR Mélangeur double commande de Lavabo Regular 3 trous sur plage, réglage mécanique  
 EN Regular dual-control deck-mounted 3-hole washbasin mixer, with mechanical mixing  
 ES Mezclador bimando para lavabo Regular, 3 orificios, de repisa, con mezcla mecánica

**CRIFT205**

51 chrome	13 black matt	34P PVD brushed rose gold	46P PVD polished rose gold	56P PVD polished gold brass
72 polished black chrome	75 brushed black chrome	96P PVD brushed gold brass		
	77 brushed metallic			

**CRIFT905**  
51 chrome

**CRIFT205**



5,6 1/2 min (3 bar)



**CRIFT920**  
REGULAR

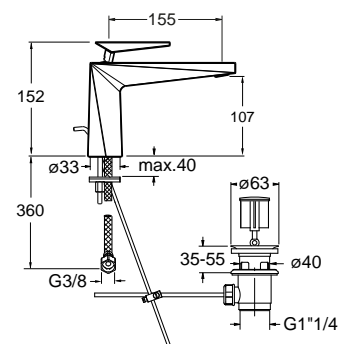


IT Miscelatore monocomando Lavabo Regular monoforo da piano, con miscelazione meccanica, scarico da 1" 1/4 con asta e saltarello  
 DE 1-Loch Waschtisch-Einhandmischer Regular, mit mechanischer Mischung, Ablaufgarnitur 1" 1/4, Zugstange und Stöpsel  
 FR Mitigeur monocommande de Lavabo Regular monotrou sur plage, réglage mécanique, vidage de 1" 1/4 avec tirette et bouchon  
 EN Regular single-control deck-mounted single-hole washbasin mixer, with mechanical mixing, 1 1/4" with pop-up waste  
 ES Mezclador monomando para lavabo Regular, 1 orificio, de repisa, con mezcla mecánica, desagüe de 1" 1/4 con varilla y válvula automática

**CRIFT221**

51 chrome	13 black matt	34P PVD brushed rose gold	46P PVD polished rose gold	56P PVD polished gold brass
72 polished black chrome	75 brushed black chrome	96P PVD brushed gold brass		
	77 brushed metallic			

**CRIFT221**



5,6 1/2 min (3 bar)



**CRIFT905**  
REGULAR



**CRIFT905**  
51 chrome

**CRIFT256**  
REGULAR



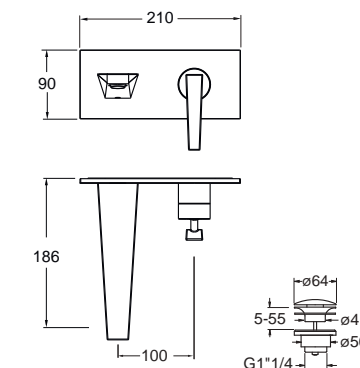
IT Set esterno monocomando Lavabo Regular a parete, piastra in metallo, con miscelazione meccanica, bocca con punto d'erogazione 186 mm, da completarsi con parte incasso CRICS200 (comando a destra), CRICS201 (comando a sinistra)  
 DE Fertigmontageset Waschtisch-Wandmischer Regular, Abdeckplatte aus Metall, mit mechanischer Mischung, Auslaufhöhe 186 mm, zu vervollständigen mit Unterputz-Einbaukörper CRICS200 (rechte Kartusche) CRICS201 (linke Kartusche)  
 FR Groupe extérieur monocommande mural de Lavabo Regular, plaque en métal, réglage mécanique, bec verseur longueur 186 mm, à compléter avec le corps d'encastrement CRICS200 (commande à droite) CRICS201 (commande à gauche)  
 EN Regular external single-control wall-mounted washbasin set, metal plate, with mechanical mixing, spout length 186 mm, for completion with recessed part CRICS200 (control on the right) CRICS201 (control on the left)  
 ES Kit exterior monomando para lavabo Regular, de pared, placa de metal, con mezcla mecánica, caño con boca de salida de 186 mm, a completar con cuerpo empotrado CRICS200 (mando a la derecha) o CRICS201 (mando a la izquierda)

**CRIFT256**

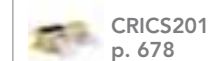
51 chrome	13 black matt	34P PVD brushed rose gold	46P PVD polished rose gold	56P PVD polished gold brass
72 polished black chrome	75 brushed black chrome	96P PVD brushed gold brass		
	77 brushed metallic			

**CRIFT956**  
51 chrome

**CRIFT256**



5,6 1/2 min (3 bar)



**CRIFT227**  
MEDIUM

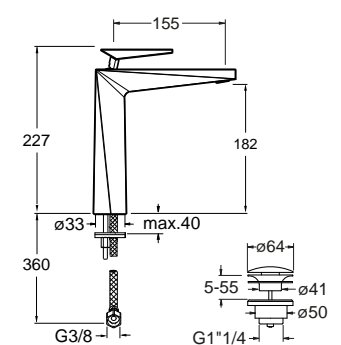


IT Miscelatore monocomando Lavabo Medium monoforo da piano, con miscelazione meccanica  
 DE 1-Loch Waschtisch-Einhandmischer Medium, mit mechanischer Mischung  
 FR Mitigeur monocommande de Lavabo Medium monotrou sur plage, réglage mécanique  
 EN Medium single-control deck-mounted single-hole washbasin mixer, with mechanical mixing  
 ES Mezclador monomando para lavabo Medium, 1 orificio, de repisa, con mezcla mecánica

**CRIFT227**

51 chrome	13 black matt	34P PVD brushed rose gold	46P PVD polished rose gold	56P PVD polished gold brass
72 polished black chrome	75 brushed black chrome	96P PVD brushed gold brass		
	77 brushed metallic			

**CRIFT227**



5,6 1/2 min (3 bar)



**CRIFT956**  
REGULAR



**CRIFT927**  
MEDIUM



**CRIFT927**  
51 chrome

### CRIFT258

LARGE



- IT Set esterno monocomando Lavabo Large a parete, piastra in metallo, con miscelazione meccanica, bocca con punto d'erogazione 208 mm, da completarsi con parte incasso CRICS200 (comando a destra), CRICS201 (comando a sinistra)
- DE Fertigmontageset Waschtisch-Wandeinhandmischer Large, Abdeckplatte aus Metall, mit mechanischer Mischung, Auslauflänge 208 mm, zu vervollständigen mit Unterputz-Einbaukörper CRICS200 (rechte Kartusche) CRICS201 (linke Kartusche)
- FR Groupe extérieur monocommande mural de Lavabo Large, plaque en métal, réglage mécanique, bec déverseur longueur 208 mm, à compléter avec le corps d'encastrement CRICS200 (commande à droite) CRICS201 (commande à gauche)
- EN Large external single-control wall-mounted washbasin set, metal plate, with mechanical mixing, spout length 208 mm, for completion with recessed part CRICS200 (control on the right) CRICS201 (control on the left)
- ES Kit exterior monomando para lavabo Large, de pared, placa de metal, con mezcla mecánica, caño con boca de salida de 208 mm, a completar con cuerpo empotrado CRICS200 (mando a la derecha) o CRICS201 (mando a la izquierda)

#### CRIFT258

51 chrome 13 black matt 34P PVD brushed rose gold 46P PVD polished rose gold 56P PVD polished gold brass

72 polished black chrome 75 brushed black chrome 96P PVD brushed gold brass 77 brushed metallic

#### CRIFT958

51 chrome



### CRIFT958

LARGE

### CRIFT257

REGULAR



- IT Set esterno monocomando Lavabo Regular 2 fori a parete, con miscelazione meccanica, bocca con punto d'erogazione 186 mm, da completarsi con parte incasso CRICS200 (comando a destra), CRICS201 (comando a sinistra)
- DE 2-Loch Fertigmontageset Waschtisch-Wandeinhandmischer Regular, mit mechanischer Mischung, Auslauflänge 186 mm, zu vervollständigen mit Unterputz-Einbaukörper CRICS200 (rechte Kartusche) CRICS201 (linke Kartuschen)
- FR Groupe extérieur monocommande mural de Lavabo Regular 2 trous, réglage mécanique, bec déverseur longueur 186 mm, à compléter avec le corps d'encastrement CRICS200 (commande à droite) CRICS201 (commande à gauche)
- EN Regular external single-control wall-mounted 2-hole washbasin set, metal plate, with mechanical mixing, spout length 186 mm, for completion with recessed part CRICS200 (control on the right) CRICS201 (control on the left)
- ES Kit exterior monomando para lavabo Regular, 2 orificios, de pared, con mezcla mecánica, caño con boca de salida de 186 mm, a completar con cuerpo empotrado CRICS200 (mando a la derecha) o CRICS201 (mando a la izquierda)

#### CRIFT257

51 chrome 13 black matt 34P PVD brushed rose gold 46P PVD polished rose gold 56P PVD polished gold brass

72 polished black chrome 75 brushed black chrome 96P PVD brushed gold brass 77 brushed metallic

#### CRIFT957

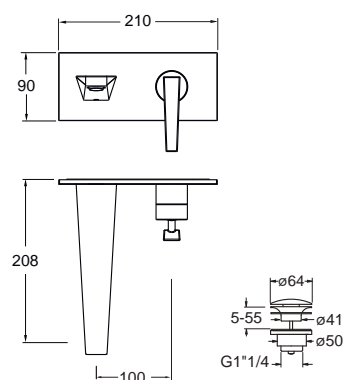
51 chrome



### CRIFT957

REGULAR

### CRIFT258

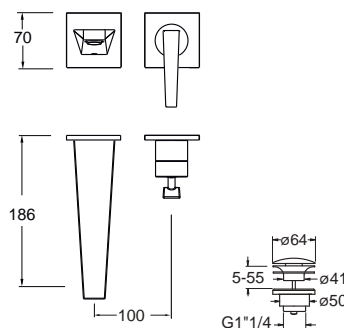


CRICS200 p. 678

CRICS201 p. 678

CRICR17734Q00

### CRIFT257



CRICS200 p. 678

CRICS201 p. 678

CRICR17734Q00

### CRIFT259

LARGE



- IT Set esterno monocomando Lavabo Large 2 fori a parete, con miscelazione meccanica, bocca con punto d'erogazione 208 mm, da completarsi con parte incasso CRICS200 (comando a destra), CRICS201 (comando a sinistra)
- DE 2-Loch Fertigmontageset Waschtisch-Wandeinhandmischer Large, mit mechanischer Mischung, Auslauflänge 208 mm, zu vervollständigen mit Unterputz-Einbaukörper CRICS200 (rechte Kartusche) CRICS201 (linke Kartuschen)
- FR Groupe extérieur monocommande mural de Lavabo Large 2 trous, réglage mécanique, bec déverseur longueur 208 mm, à compléter avec le corps d'encastrement CRICS200 (commande à droite) CRICS201 (commande à gauche)
- EN Large external single-control wall-mounted 2-hole washbasin set, metal plate, with mechanical mixing, spout length 208 mm, for completion with recessed part CRICS200 (control on the right) CRICS201 (control on the left)
- ES Kit exterior monomando para lavabo Large, 2 orificios, de pared, con mezcla mecánica, caño con boca de salida de 208 mm, a completar con cuerpo empotrado CRICS200 (mando a la derecha) o CRICS201 (mando a la izquierda)

#### CRIFT259

51 chrome 13 black matt 34P PVD brushed rose gold 46P PVD polished rose gold 56P PVD polished gold brass

72 polished black chrome 75 brushed black chrome 96P PVD brushed gold brass 77 brushed metallic

#### CRIFT959

51 chrome



### CRIFT959

LARGE

### CRIFT242

REGULAR



- IT Set esterno bicomando Lavabo Regular 3 fori a parete, con miscelazione meccanica, bocca con punto d'erogazione 188 mm, da completarsi con parte incasso CRICS233 (comandi laterali)
- DE 3-Loch Fertigmontageset Zweigriff-Waschtischbatterie für Wandmontage Regular, mit mechanischer Mischung, Auslauflänge 188 mm, zu vervollständigen mit Unterputz-Einbaukörper CRICS233 (seitliche Kartuschen)
- FR Groupe extérieur double commande mural de Lavabo Regular 3 trous, réglage mécanique, bec déverseur longueur 188 mm, à compléter avec le corps d'encastrement CRICS233 (commandes latérales)
- EN Regular external dual-control wall-mounted 3-hole washbasin set, with mechanical mixing, spout length 188 mm, for completion with recessed part CRICS233 (controls on the sides)
- ES Kit exterior bimando para lavabo Regular, 3 orificios, de pared, con mezcla mecánica, caño con boca de salida de 188 mm, a completar con cuerpo empotrado CRICS233 (mandos laterales)

#### CRIFT242

51 chrome 13 black matt 34P PVD brushed rose gold 46P PVD polished rose gold 56P PVD polished gold brass

72 polished black chrome 75 brushed black chrome 96P PVD brushed gold brass 77 brushed metallic

#### CRIFT942

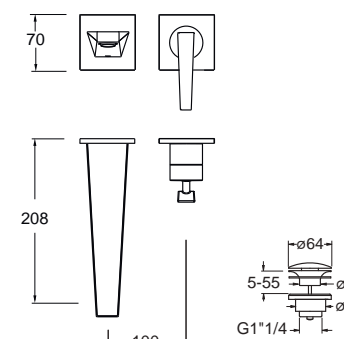
51 chrome



### CRIFT942

REGULAR

### CRIFT259

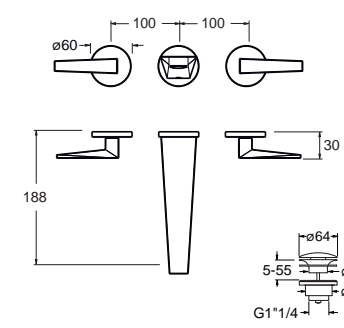


CRICS200 p. 678

CRICS201 p. 678

CRICR17734Q00

### CRIFT242



CRICS233 p. 678

CRIVT5890Q00

CRIVT5889Q00

### CRIFT243

LARGE



- IT Set esterno bicomando Lavabo Large 3 fori a parete, con miscelazione meccanica, bocca con punto d'erogazione 208 mm, da completarsi con parte incasso CRICS233 (comandi laterali)
- DE 3-Loch Fertigmontageset Zweigriff-Waschtischbatterie für Wandmontage Large, mit mechanischer Mischung, Auslauflänge 208 mm, zu vervollständigen mit Unterputz-Einbaukörper CRICS233 (seitliche Kartuschen)
- FR Groupe extérieur double commande mural de Lavabo Large 3 trous, réglage mécanique, bec déverseur longueur 208 mm, à compléter avec le corps d'encastrement CRICS233 (commandes latérales)
- EN Large external dual-control wall-mounted 3-hole washbasin set, with mechanical mixing, spout length 208 mm, for completion with recessed part CRICS233 (controls on the sides)
- ES Kit exterior bimando para lavabo Large, 3 orificios, de pared, con mezcla mecánica, caño con boca de salida de 208 mm, a completar con cuerpo empotrado CRICS233 (mandos laterales)

#### CRIFT243

51 chrome 13 black matt 34P PVD brushed rose gold 46P PVD polished rose gold 56P PVD polished gold brass

72 polished black chrome 75 brushed black chrome 96P PVD brushed gold brass 77 brushed metallic

#### CRIFT943

51 chrome



### CRIFT943

LARGE

### CRIFT320



- IT Miscelatore monocomando Bidet monoforo da piano, con miscelazione meccanica
- DE 1-Loch Einhandmischer für das Bidet, mit mechanischer Mischung
- FR Mitigeur monocommande de bidet monotrou sur plage, réglage mécanique
- EN Single-control deck-mounted single-hole bidet mixer, with mechanical mixing
- ES Mezclador monomando para bidé, 1 orificio, de repisa, con mezcla mecánica

#### CRIFT320

51 chrome 13 black matt 34P PVD brushed rose gold 46P PVD polished rose gold 56P PVD polished gold brass

72 polished black chrome 75 brushed black chrome 96P PVD brushed gold brass 77 brushed metallic

#### CRIFT370

51 chrome



### CRIFT370

### CRIFT321



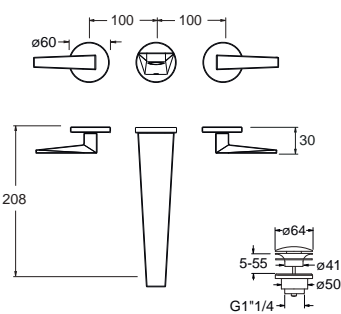
- IT Miscelatore monocomando Bidet monoforo da piano, con miscelazione meccanica, scarico da 1" 1/4 con asta e saltarello
- DE 1-Loch Einhandmischer für das Bidet, mit mechanischer Mischung, Ablaufgarnitur 1"1/4 mit Zugstange und Stöpsel
- FR Mitigeur monocommande de bidet monotrou sur plage, réglage mécanique, vidage 1"1/4 avec tirette et bouchon
- EN Single-control deck-mounted single-hole bidet mixer, with mechanical mixing, 1 1/4" pop-up waste
- ES Mezclador monomando para bidé, 1 orificio, de repisa, con mezcla mecánica y desagüe de 1" 1/4 con varilla y válvula automática

#### CRIFT321

51 chrome 13 black matt 34P PVD brushed rose gold 46P PVD polished rose gold 56P PVD polished gold brass

72 polished black chrome 75 brushed black chrome 96P PVD brushed gold brass 77 brushed metallic

#### CRIFT243



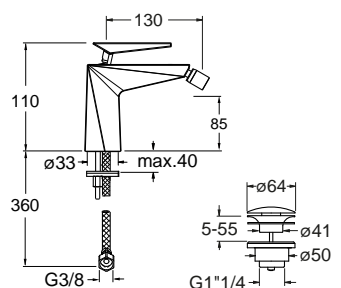
5,6 1/min (3 bar)

CRICS233 p. 678

CRIVT5890Q00

CRIVT5889Q00

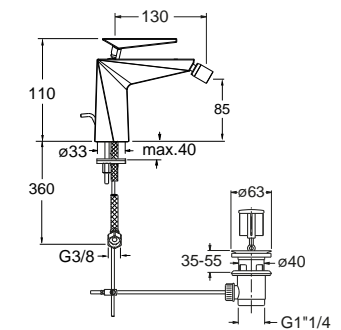
#### CRIFT320



5,6 1/min (3 bar)

CRICR24287Q00

#### CRIFT321



5,6 1/min (3 bar)

CRICR24287Q00

### CRIFT448



- IT Colonna doccia monocomando "corpo freddo" a parete, con miscelazione termostatica, deviatore a 2 uscite, soffione anticalcare SANDWICH SPECIAL\*\*\* Ø 300 mm, braccio orientabile, doccetta anticalcare a getto regolabile, supporto scorrevole, flessibile long life\*\*\*\*
- DE Duschsystem mit Einhandmischer für Wandmontage „Armaturenkörper mit Verbrührungsschutz“, mit thermostatischer Mischung, 2-Wege-Umsteller, Kopfbrause mit Antikalk-System SANDWICH SPECIAL\*\*\* Ø300 mm, schwenkbarem Brausearm, Handbrause mit Antikalk-System mit einstellbarem Wasserstrahl, Gleitschieber und Brauseschlauch Long Life\*\*\*\*
- FR Colonne de douche murale monocommande « corps froid », réglage thermostatique, inverseur 2 sorties, douche de tête anticalcaire SANDWICH SPECIAL\*\*\* Ø300 mm, bras orientable, douchette anticalcaire à jet réglable, support coulissant, flexible long life\*\*\*\*
- EN Single-control wall-mounted "exposed" shower column, with thermostatic mixing, 2-outlet diverter, Ø300 mm SANDWICH SPECIAL\*\*\* anti-scale showerhead, swivel arm, anti-scale hand shower with adjustable jet, sliding support, long-life hose \*\*\*\*
- ES Columna de ducha monomando, sistema tacto frío, de pared, con mezcla termostática, inversor de 2 salidas, rociador antical SANDWICH SPECIAL\*\*\* Ø 300 mm, brazo orientable, ducha de mano antical de chorro regulable, soporte deslizante, flexo Long Life\*\*\*\*

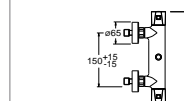
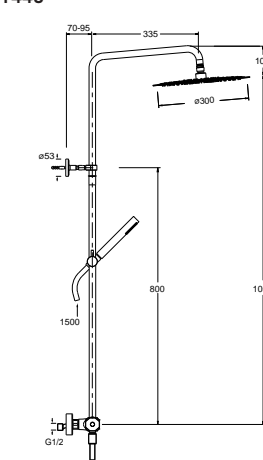
Per aggiungere il porta sapone, inserire il codice CRIAB003  
To add the soap dish, enter the code CRIAB003

#### CRIFT448

51 chrome 13 black matt 34P PVD brushed rose gold 46P PVD polished rose gold 56P PVD polished gold brass

72 polished black chrome 75 brushed black chrome 96P PVD brushed gold brass 77 brushed metallic

#### CRIFT448



9 1/min (3 bar)

CRICR11715Q00

CRICR11713Q00

### CRIFT602

- IT con deviatore a 2 uscite
- DE mit 2 wenge umsteller
- FR avec inverseur 2 sorties
- EN with 2 outlet diverter
- ES con desviador 2 salidas



- IT Set esterno monocomando doccia/vasca a parete, piastra in metallo, con miscelazione meccanica, deviatore, doccetta anticalcare, supporto fisso, presa d'acqua, flessibile long life\*\*\*\*, da completarsi con parte incasso CRICS100 (comando a destra), CRICS101 (comando a sinistra)
- DE Fertigmontageset Wannen-/Brause-Wandeinhandmischer, Abdeckplatte aus Metall, mit mechanischer Mischung, Handbrause mit Antikalk-System, Halter für Wandmontage, Wandanschlussbogen, Brauseschlauch Long Life \*\*\*\*\*, zu vervollständigen mit Unterputz-Einbaukörper CRICS101 (rechte Kartusche) CRICS100 (linke Kartusche)
- FR Groupe extérieur monocommande mural douche/baignoire, plaque en métal, réglage mécanique, douchette anticalcaire, support fixe, prise d'eau, flexible long life\*\*\*\*, à compléter avec le corps d'encastrement CRICS101 (commandes à gauche) CRICS100 (commandes à droite)
- EN External single-control wall-mounted shower/bathtub set, metal plate, with mechanical mixing, anti-scale hand shower, fixed support, water outlet, long-life hose\*\*\*\*, for completion with recessed part CRICS101 (controls on the left) CRICS100 (controls on the right)
- ES Kit exterior monomando para ducha/bañera, de pared, placa de metal, con mezcla mecánica, ducha de mano antical, soporte fijo, toma de agua, flexo Long Life\*\*\*\*, a completar con cuerpo empotrado CRICS101 (mandos a la izquierda) o CRICS100 (mandos a la derecha)

#### CRIFT602

51 chrome 13 black matt 34P PVD brushed rose gold 46P PVD polished rose gold 56P PVD polished gold brass

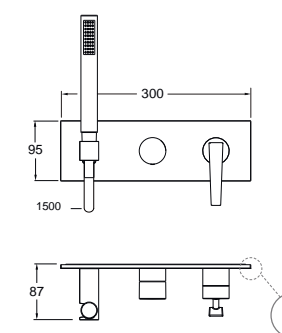
72 polished black chrome 75 brushed black chrome 96P PVD brushed gold brass 77 brushed metallic

#### CRIFT603

51 chrome 13 black matt 34P PVD brushed rose gold 46P PVD polished rose gold 56P PVD polished gold brass

72 polished black chrome 75 brushed black chrome 96P PVD brushed gold brass 77 brushed metallic

#### CRIFT602/CRIFT603



9 1/min (3 bar)

CRICS100 p. 679

CRICS101 p. 679

CRICR17734Q00

CRICR21796Q00

CRICR17734Q00

CRICR14410Q00

### CRIFT603

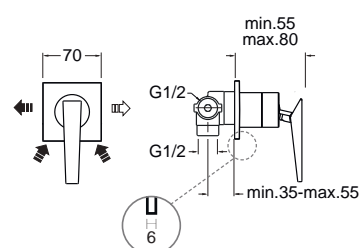
- IT con deviatore a 3 uscite
- DE mit 3 wenge umsteller
- FR avec inverseur 3 sorties
- EN with 3 outlet diverter
- ES con desviador 3 salidas

**CRIFT638**



- IT Miscelatore monocomando doccia a parete, piastra in metallo squadrata, con miscelazione meccanica, completo di parte incasso
- DE Duschsystem-Wandeinhandmischer, quadratische Abdeckplatte aus Metall, mit mechanischer Mischung, inkl. Unterputz-Einbaukörper
- FR Mitigeur monocommande mural de douche, plaque carrée en métal, réglage mécanique, avec corps d'encastrement
- EN Single-control wall-mounted shower mixer, square metal plate, with mechanical mixing, complete with recessed part
- ES Mezclador monomando para ducha, de pared, placa de metal escuadrada, con mezcla mecánica, dotado de cuerpo empotrado

**CRIFT638**



**CRIFT638**

- |                          |                         |                            |                            |                             |
|--------------------------|-------------------------|----------------------------|----------------------------|-----------------------------|
| 51 chrome                | 13 black matt           | 34P PVD brushed rose gold  | 46P PVD polished rose gold | 56P PVD polished gold brass |
| 72 polished black chrome | 75 brushed black chrome | 96P PVD brushed gold brass | 77 brushed metallic        |                             |



**CRIFT686**

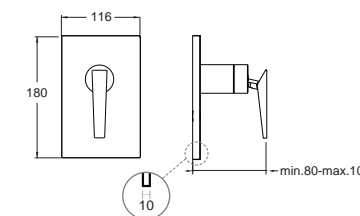


- IT Set esterno monocomando doccia a parete, piastra in metallo, con miscelazione meccanica, da completarsi con parte incasso CRICS535
- DE Fertigmontageset Einhandmischer für Duschsystem für Wandmontage, Abdeckplatte aus Metall, mit mechanischer Mischung, mit Unterputz-Einbaukörper CRICS535 zu vervollständigen
- FR Groupe extérieur monocommande mural de douche, plaque en métal, réglage mécanique, à compléter avec le corps d'encastrement CRICS535
- EN External single-control wall-mounted shower set, metal plate, with mechanical mixing, for completion with recessed part CRICS535
- ES Kit exterior monomando para ducha, de pared, placa de metal, con mezcla mecánica, a completar con cuerpo empotrado CRICS535

**CRIFT686**

- |                          |                         |                            |                            |                             |
|--------------------------|-------------------------|----------------------------|----------------------------|-----------------------------|
| 51 chrome                | 13 black matt           | 34P PVD brushed rose gold  | 46P PVD polished rose gold | 56P PVD polished gold brass |
| 72 polished black chrome | 75 brushed black chrome | 96P PVD brushed gold brass | 77 brushed metallic        |                             |

**CRIFT686**

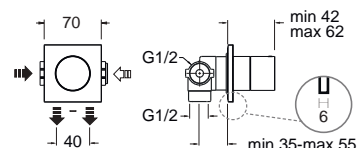


**CRIFT683**



- IT Deviatore a 2 uscite a parete, piastra in metallo squadrata, completo di parte incasso
- DE 2-Wege-Wandumsteller, quadratische Abdeckplatte aus Metall mit Unterputz-Einbaukörper
- FR Inverseur mural 2 sorties, plaque carrée en métal, avec corps d'encastrement
- EN Wall-mounted 2-outlet diverter, square metal plate, complete with recessed part
- ES Inversor de 2 salidas de pared, placa de metal escuadrada, dotado de cuerpo empotrado

**CRIFT683**



**CRIFT683**

- |                          |                         |                            |                            |                             |
|--------------------------|-------------------------|----------------------------|----------------------------|-----------------------------|
| 51 chrome                | 13 black matt           | 34P PVD brushed rose gold  | 46P PVD polished rose gold | 56P PVD polished gold brass |
| 72 polished black chrome | 75 brushed black chrome | 96P PVD brushed gold brass | 77 brushed metallic        |                             |



**CRIFT689**

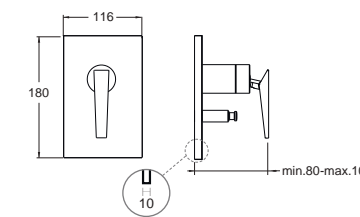


- IT Set esterno monocomando doccia a parete, piastra in metallo, con miscelazione meccanica, deviatore automatico a 2 uscite, da completarsi con parte incasso CRICS535
- DE Fertigmontageset Brause-Wandeinhandmischer, Abdeckplatte aus Metall, mit mechanischer Mischung, automatischem 2-Wege-Umsteller, zu vervollständigen mit Unterputz-Einbaukörper CRICS535
- FR Groupe extérieur monocommande mural douche, plaque en métal, réglage mécanique, inverseur automatique 2 sorties, à compléter avec le corps d'encastrement CRICS535
- EN External single-control wall-mounted shower set, metal plate, with mechanical mixing, 2-outlet automatic diverter, for completion with recessed part CRICS535
- ES Kit exterior monomando para ducha, de pared, placa de metal, con mezcla mecánica, inversor automático de 2 salidas, a completar con cuerpo empotrado CRICS535

**CRIFT689**

- |                          |                         |                            |                            |                             |
|--------------------------|-------------------------|----------------------------|----------------------------|-----------------------------|
| 51 chrome                | 13 black matt           | 34P PVD brushed rose gold  | 46P PVD polished rose gold | 56P PVD polished gold brass |
| 72 polished black chrome | 75 brushed black chrome | 96P PVD brushed gold brass | 77 brushed metallic        |                             |

**CRIFT689**



\* per uso vasca, acquistare anche CRIPR15268Q\_\_  
/ for bathtub use, purchase also CRIPR15268Q\_\_

## CRIFT751

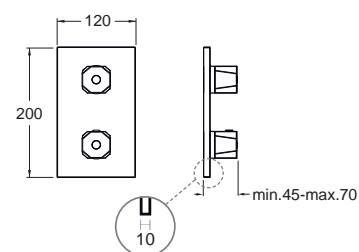


- IT Set esterno doccia a parete, piastra in metallo squadrata, con miscelazione termostatica, valvola d'arresto 1 uscita, da completarsi con parte incasso CRICS800
- DE Fertigmontageset Brause-Zweigriffbatterie für Wandmontage, quadratische Abdeckplatte aus Metall, mit thermostatischer Mischung und 1-Weg-Absperrventil, zu vervollständigen mit Unterputz-Einbaukörper CRICS800
- FR Groupe extérieur mural de douche, plaque carrée en métal, réglage thermostatique, vanne d'arrêt 1 sortie, à compléter avec le corps d'encastrement CRICS800
- EN External wall-mounted shower set, square metal plate, with thermostatic mixing, 1-outlet stop valve, for completion with recessed part CRICS800
- ES Kit exterior para ducha, de pared, placa de metal escuadrada, con mezcla termostática, válvula de paso de 1 salida, a completar con cuerpo empotrado CRICS800

### CRIFT751

51 chrome	13 black matt	34P PVD brushed rose gold	46P PVD polished rose gold	56P PVD polished gold brass
72 polished black chrome	75 brushed black chrome	96P PVD brushed gold brass	77 brushed metallic	

### CRIFT751



## CRIFT752

- IT con deviatore a 2 uscite
- DE mit 2 wenge umsteller
- FR avec inverseur 2 sorties
- EN with 2 outlet diverter
- ES con desviador 2 salidas



- IT Set esterno doccia/vasca a parete, piastra in metallo squadrata, con miscelazione termostatica, deviatore, da completarsi con parte incasso CRICS800
- DE Wand-Fertigmontageset Wanne/Brause, quadratische Abdeckplatte aus Metall, mit thermostatischer Mischung, zu vervollständigen mit Unterputz-Einbaukörper CRICS800
- FR Groupe extérieur mural douche/baignoire, plaque carrée en métal, réglage thermostatique, à compléter avec le corps d'encastrement CRICS800
- EN External wall-mounted shower/bathtub set, square metal plate, with thermostatic mixing, for completion with recessed part CRICS800
- ES Kit exterior para ducha/bañera, de pared, placa de metal escuadrada, con mezcla termostática, a completar con cuerpo empotrado CRICS800


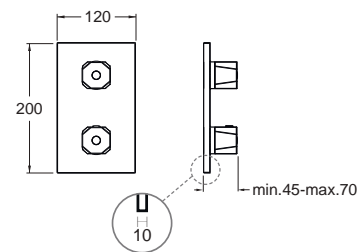
### CRIFT752

51 chrome	13 black matt	34P PVD brushed rose gold	46P PVD polished rose gold	56P PVD polished gold brass
72 polished black chrome	75 brushed black chrome	96P PVD brushed gold brass	77 brushed metallic	

### CRIFT753

51 chrome	13 black matt	34P PVD brushed rose gold	46P PVD polished rose gold	56P PVD polished gold brass
72 polished black chrome	75 brushed black chrome	96P PVD brushed gold brass	77 brushed metallic	

### CRIFT752/CRIFT753



## CRIFT753

- IT con deviatore a 3 uscite
- DE mit 3 wenge umsteller
- FR avec inverseur 3 sorties
- EN with 3 outlet diverter
- ES con desviador 3 salidas

## CRIFT102

- IT con deviatore a 2 uscite
- DE mit 2 wenge umsteller
- FR avec inverseur 2 sorties
- EN with 2 outlet diverter
- ES con desviador 2 salidas



- IT Set esterno monocomando vasca a parete, piastra in metallo, con miscelazione meccanica, deviatore, bocca con punto d'erogazione 180 mm, doccetta anticalcare, supporto fisso, presa d'acqua, flessibile long life\*\*\*\*, da completarsi con parte incasso CRICS100 (comando a destra), CRICS101 (comando a sinistra)
- DE Fertigmontageset Wannen-Wandeinhandmischer, Abdeckplatte aus Metall, mit Antikalk-System, Halter für Wandmontage, Wandanschlussbogen, Brauseschlauch Long Life\*\*\*\*, zu vervollständigen mit Unterputz-Einbaukörper CRICS100 (rechte Kartusche) CRICS101 (linke Kartusche)
- FR Groupe extérieur monocommande mural de baignoire, plaque en métal, réglage mécanique, bec déverseur longueur 180 mm, douchette anticalcaire, support fixe, prise d'eau, flexible long life\*\*\*\*, à compléter avec le corps d'encastrement CRICS100 (commandes à droite) CRICS101 (commandes à gauche)
- EN External single-control wall-mounted bathtub set, metal plate, with mechanical mixing, spout length 180 mm, anti-scale hand shower, fixed support, water outlet, long-life hose\*\*\*\*, for completion with recessed part CRICS100 (controls on the right) CRICS101 (controls on the left)
- ES Kit exterior monomando para bañera, de pared, placa de metal, con mezcla mecánica, caño con boca de salida de 180 mm, ducha de mano antical, soporte fijo, toma de agua, flexo Long Life\*\*\*\*, a completar con cuerpo empotrado CRICS100 (mandos a la derecha) o CRICS101 (mandos a la izquierda)

### CRIFT102

51 chrome	13 black matt	34P PVD brushed rose gold	46P PVD polished rose gold	56P PVD polished gold brass
72 polished black chrome	75 brushed black chrome	96P PVD brushed gold brass	77 brushed metallic	

### CRIFT103

51 chrome	13 black matt	34P PVD brushed rose gold	46P PVD polished rose gold	56P PVD polished gold brass
72 polished black chrome	75 brushed black chrome	96P PVD brushed gold brass	77 brushed metallic	

## CRIFT103

- IT con deviatore a 3 uscite
- DE mit 3 wenge umsteller
- FR avec inverseur 3 sorties
- EN with 3 outlet diverter
- ES con desviador 3 salidas

## CRIFT121

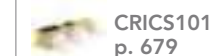

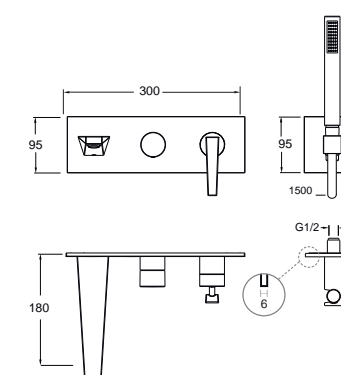


- IT Miscelatore bicomando bordo vasca 5 fori da piano ispezionabile, con miscelazione meccanica, deviatore a 2 uscite, bocca con punto d'erogazione 160 mm, doccetta anticalcare estraibile e FOLLOW ME\*\*\*\*, completo di parte incasso
- DE Zur Reinigung demontierbare 5-Loch Wannenrand-Zweigriffbatterie, mit mechanischer Mischung, 2-Wege-Umsteller, Auslauflänge 160 mm, ausziehbarer Handbrause mit Antikalk-System, FOLLOW ME\*\*\*\*, inkl. Unterputz-Einbaukörper
- FR Mélangeur double commande bord baignoire 5 trous sur plage accessible pour l'inspection, réglage mécanique, inverseur 2 sorties, bec déverseur longueur 160 mm, douchette anticalcaire extractible et FOLLOW ME\*\*\*\*, avec corps d'encastrement
- EN Inspectable dual-control deck-mounted 5-hole bath edge mixer, with mechanical mixing, 2-outlet diverter, spout length 160 mm, extractable anti-scale hand shower and FOLLOW ME\*\*\*\*, complete with recessed part
- ES Mezclador bimando para borde bañera, 5 orificios, de repisa, inspeccionable, con mezcla mecánica, inversor de 2 salidas, caño con boca de salida de 160 mm, ducha de mano antical extraible y FOLLOW ME\*\*\*\*, dotado de cuerpo empotrado

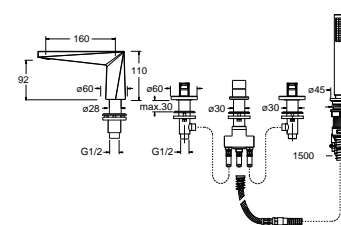
### CRIFT121

51 chrome	13 black matt	34P PVD brushed rose gold	46P PVD polished rose gold	56P PVD polished gold brass
72 polished black chrome	75 brushed black chrome	96P PVD brushed gold brass	77 brushed metallic	

### CRIFT102/CRIFT103



### CRIFT121



## CRIFT122



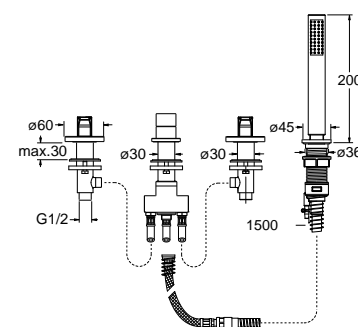
- IT Miscelatore bicomando bordo vasca 4 fori da piano ispezionabile, con miscelazione meccanica, deviatore a 2 uscite, doccetta anticalcare estraibile e FOLLOW ME \*\*\*\*\* , completo di parte incasso
- DE Zur Reinigung demontierbare 4-Loch Wannenrand-Zweigriffbatterie, mit mechanischer Mischung, 2-Wege-Umsteller, ausziehbarer Handbrause mit Antikalk-System, FOLLOW ME\*\*\*\*\* und Unterputz-Einbaukörper
- FR Mélangeur double commande bord baignoire 4 trous sur plage accessible pour l'inspection, réglage mécanique, inverseur 2 sorties, douchette anticalcaire extractible et FOLLOW ME \*\*\*\*\* , avec corps d'encastrement
- EN Inspectable dual-control deck-mounted 4-hole bathtub edge mixer, with mechanical mixing, 2-outlet diverter, extractable anti-scale hand shower and FOLLOW ME\*\*\*\*\* , complete with recessed part
- ES Mezclador bicomando para borde bañera, 4 orificios, de repisa, inspeccionable, con mezcla mecánica, inversor de 2 salidas, ducha de mano antical extraíble y FOLLOW ME\*\*\*\*\* , dotado de cuerpo empotrado

## CRIFT122

51 chrome 13 black matt 34P PVD brushed rose gold 46P PVD polished rose gold 56P PVD polished gold brass

72 polished black chrome 75 brushed black chrome 77 brushed metallic 96P PVD brushed gold brass

## CRIFT122



## CRIFT484



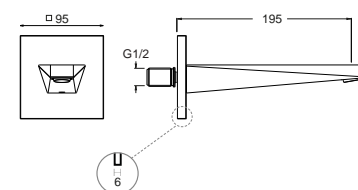
- IT Bocca a parete, attacco da 1/2", punto d'erogazione 195 mm
- DE Wandauslauf, Anschluss 1/2", Auslauflänge 195 mm
- FR Bec déverseur mural, raccord 1/2", longueur 195 mm
- EN Wall-mounted spout, 1/2" connection, spout length 195 mm
- ES Caño de pared, conexión de 1/2", boca de salida de 195 mm

## CRIFT484

51 chrome 13 black matt 34P PVD brushed rose gold 46P PVD polished rose gold 56P PVD polished gold brass

72 polished black chrome 75 brushed black chrome 77 brushed metallic 96P PVD brushed gold brass

## CRIFT484



- Per completare la proposta doccia con design coordinato, usa il codice CRIPD775
- Um den Vorschlag mit dem passenden Design zu vervollständigen, verwenden Sie den Code CRIPD775
- Pour compléter notre proposition pour la douche avec design assorti, utilisez le code CRIPD775



- Per completare la formulazione della vostra offerta, vi invitiamo a consultare i capitoli:
- Completamenti per Doccia/Vasca/Lavabo pag. 632
  - Soffioni & Bracci Doccia pag. 598
  - Accessori Contemporary Collection pag. 334



- Um die Ihr Angebot zusammenzustellen, bitten wie Sie die einzelnen Kapitel zu beachten:
- Vervollständigungen für Dusche/Bad/Waschtisch Seite 632
  - Kopfbrausen & Duscharme Seite 598
  - Vervollständigungen Contemporary Collection Seite 334

- To complete the offer of your design coordinated shower solution, please use the code CRIPD775
- Para completar la propuesta ducha con un diseño coordinado, utilizar el código CRIPD775

- To complete the drafting of your offer, please see the following chapters:
- Completions for Shower/Bath/Washbasin page 632
  - Showerheads & Shower Arms page 598
  - Accessories Contemporary Collection page 334

- Para completar la elaboración de su oferta, le invitamos a consultar los siguientes capítulos:
- Complementos para ducha/bañera/lavabo pág. 632
  - Rociadores & Brazos de ducha pág. 598
  - Accesorios Contemporary Collection pág. 334

## Contemporary Collection Italy

Design Patented - EU, UK, USA

Design Busetti Garuti Redaelli



\*Vi invitiamo a consultare la rete commerciale prima dell'ordine dei prodotti per richieste di certificazioni per mercati particolari.  
\*Before ordering items requiring certifications on particular markets, please check with your sales contact.



IT La serie ITALY, oltre alla scelta total look nelle finiture proposte, offre la possibilità di abbinare al corpo del rubinetto in finitura le manopole in marmo o pietra  
 DE Die Serie ITALY bietet auch die Möglichkeit, den Armaturenkörper mit Griffen aus Marmor oder Stein zu kombinieren.  
 FR La série ITALY, en plus du choix total look des finitions, elle offre la possibilité d'associer les finitions aux poignées en marbre ou en pierre

EN The ITALY range, in addition to the suggested total look finishes, offers several possibilities to combine handles in marble or stone to the body in the various finishes.  
 ES La serie ITALY, entre todas las opciones de acabados propuestas, ofrece la posibilidad de combinar el cuerpo del grifo con acabados en las manetas en mármol o piedra

## Code Info

**CRIT20551CC** 51 cromo







€ 887,70  
 € 1.270,30

Codice finitura  
 Ausführung  
 Code finition  
 Finishing code  
 Código de acabado


Sigla marmi o pietre  
 Abkürzung Marmor oder Stein  
 Code marbre ou pierre  
 Marbles or stones code  
 Código mármol o piedra

Prezzo in finitura 51 con maniglie in marmo o pietra, valido per tutte le tipologie proposte (CC-MQ-VG)  
 Preis für Ausführung 51 mit Griffen aus Marmor oder Stein, gültig für die folgenden Typologien (CC-MQ-VG)  
 Prix en finition 51 avec poignées en marbre ou en pierre, valable pour tous les ensembles proposés (CC-MQ-VG)  
 Price of finishing 51 in combination with marble or stone handles, valid for all following proposal (CC-MQ-VG)  
 Precio por acabado 51 combinado con manetas en mármol o piedra, valido para todas las tipologías propuestas (CC-MQ-VG)

## Finiture - Oberflächen - Finitions - Finishings - Acabados

 <b>51</b> cromo chrom chromé chrome cromo	 <b>34P</b> oro rosa spazzolato PVD Rosé-Gold gebürstet PVD or rose brossé PVD PVD brushed rose gold oro rosa satinado PVD	 <b>46P</b> oro rosa lucido PVD Rosé-Gold glänzend PVD or rose PVD PVD polished rose gold oro rosa brillo PVD
 <b>72</b> cromo nero lucido Chrom Schwarz glänzend chromé noir polished black chrome cromo negro brillo	 <b>75</b> cromo nero spazzolato Chrom Schwarz gebürstet chromé noir brossé brushed black chrome cromo negro satinado	 <b>77</b> metalico spazzolato Metallic gebürstet métal brossé brushed metallic metálico satinado

## Marmi e pietre - Marmor oder Stein - Marbre ou pierre - Marbles or stones - Mármol o piedra

 <b>CC</b> Calacatta lucido Calacatta glänzend Calacatta brillant Polished Calacatta Calacatta brillo	 <b>MQ</b> Marquinia lucido Marquinia glänzend Marquinia brillant Polished Marquinia Marquinia brillo	 <b>VG</b> Guatemala lucido Guatemala glänzend Guatemala brillant Polished Guatemala Guatemala brillo
--	--	--

## CRIT244

SMALL



IT Miscelatore monocomando Lavabo Small monoforo da piano, con miscelazione meccanica  
 DE 1-Loch Waschtisch-Einhandmischer Small, mit mechanischer Mischung  
 FR Mitigeur monocommande de Lavabo Small monotrou sur plage, réglage mécanique  
 EN Small single-control deck-mounted single-hole washbasin mixer, with mechanical mixing  
 ES Mezclador monomando para lavabo Small, 1 orificio, de repisa, con mezcla mecánica

### CRIT244

51 chrome 34P PVD brushed rose gold 46P PVD polished rose gold 72 polished black chrome 75 brushed black chrome 77 brushed metallic

### CRIT944

51 chrome



## CRIT944

SMALL

## CRIT210

REGULAR



IT Miscelatore monocomando Lavabo Regular monoforo da piano, con **miscelazione progressiva**  
 DE 1-Loch Waschtisch-Einhandmischer Regular, mit **progressiver Kartusche**  
 FR Mitigeur monocommande de Lavabo Regular monotrou sur plage, **réglage progressif**  
 EN Regular single-control deck-mounted single-hole washbasin mixer, with **progressive mixing**  
 ES Mezclador monomando para lavabo Regular, 1 orificio, de repisa, con **mezcla progresiva**

### CRIT210

51 chrome 34P PVD brushed rose gold 46P PVD polished rose gold 72 polished black chrome 75 brushed black chrome 77 brushed metallic



## CRIT910

REGULAR

### CRIT910

51 chrome

## CRIT220

REGULAR



IT Miscelatore monocomando Lavabo Regular monoforo da piano, con miscelazione meccanica  
 DE 1-Loch Waschtisch-Einhandmischer Regular, mit mechanischer Mischung  
 FR Mitigeur monocommande de Lavabo Regular monotrou sur plage, réglage mécanique  
 EN Regular single-control deck-mounted single-hole washbasin mixer, with mechanical mixing  
 ES Mezclador monomando para lavabo Regular, 1 orificio, de repisa, con mezcla mecánica

### CRIT220

51 chrome 34P PVD brushed rose gold 46P PVD polished rose gold 72 polished black chrome 75 brushed black chrome 77 brushed metallic



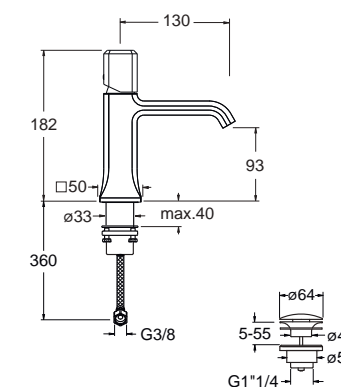
## CRIT920

REGULAR

### CRIT920

51 chrome

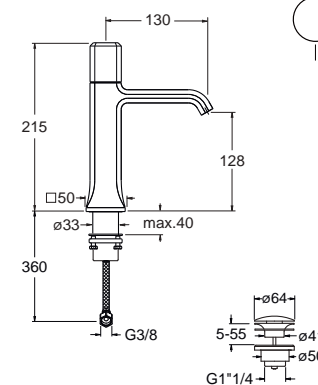
## CRIT244



5,6 l/min (3 bar)

CRICR20454Q00

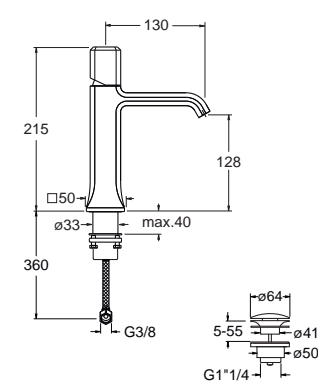
## CRIT210



5,6 l/min (3 bar)

CRICR19751Q00

## CRIT220



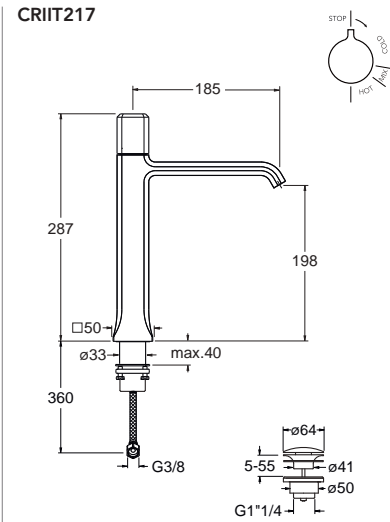
5,6 l/min (3 bar)

CRICR20454Q00

**CRIIT217**  
MEDIUM



IT Miscelatore monocomando Lavabo Medium monoforo da piano, con **miscelazione progressiva**  
 DE 1-Loch Waschtisch-Einhandmischer Medium, mit **progressiver Kartusche**  
 FR Mitigeur monocommande de Lavabo Medium monotrou sur plage, **réglage progressif**  
 EN Medium single-control deck-mounted single-hole washbasin mixer, with **progressive mixing**  
 ES Mezclador monomando para lavabo Medium, 1 orificio, de repisa, con **mezcla progresiva**



**CRIIT217**  
 51 chrome    34P PVD brushed rose gold    46P PVD polished rose gold    72 polished black chrome    75 brushed black chrome    77 brushed metallic

5,6 1/2 min (3 bar)  
 CRICR19751Q00

**CRIIT917**  
MEDIUM

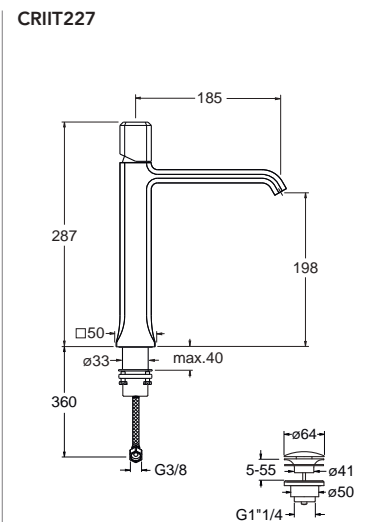


**CRIIT917**  
51 chrome

**CRIIT227**  
MEDIUM



IT Miscelatore monocomando Lavabo Medium monoforo da piano, con miscelazione meccanica  
 DE 1-Loch Waschtisch-Einhandmischer Medium, mit mechanischer Mischung  
 FR Mitigeur monocommande de Lavabo Medium monotrou sur plage, réglage mécanique  
 EN Medium single-control deck-mounted single-hole washbasin mixer, with mechanical mixing  
 ES Mezclador monomando para lavabo Medium, 1 orificio, de repisa, con mezcla mecánica



**CRIIT227**  
 51 chrome    34P PVD brushed rose gold    46P PVD polished rose gold    72 polished black chrome    75 brushed black chrome    77 brushed metallic

5,6 1/2 min (3 bar)  
 CRICR20454Q00

**CRIIT927**  
MEDIUM



**CRIIT927**  
51 chrome

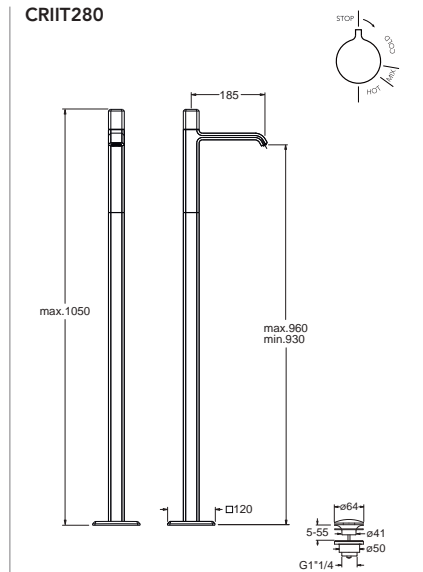
**CRIIT280**



IT Set esterno monocomando Lavabo monoforo a pavimento, con **miscelazione progressiva**, da completarsi con parte incasso CRICS290  
 DE Fertigmontageset 1-Loch Waschtisch-Einhandmischer bodenstehend, mit **progressiver Kartusche**, zu vervollständigen mit Unterputz-Einbaukörper CRICS290  
 FR Groupe extérieur monocommande de Lavabo monotrou sur pied, **réglage progressif**, à compléter avec le corps d'encastrement CRICS290  
 EN External single-control wall-mounted washbasin set, with **progressive mixing**, for completion with recessed part CRICS290  
 ES Kit exterior monomando para lavabo, 1 orificio, de suelo, con **mezcla progresiva**, a completar con cuerpo empotrado CRICS290

**CRIIT280**  
 51 chrome    34P PVD brushed rose gold    46P PVD polished rose gold    72 polished black chrome    75 brushed black chrome    77 brushed metallic

**CRIIT980**  
51 chrome



5,6 1/2 min (3 bar)  
 CRICS290 p. 680  
 CRICR19751Q00

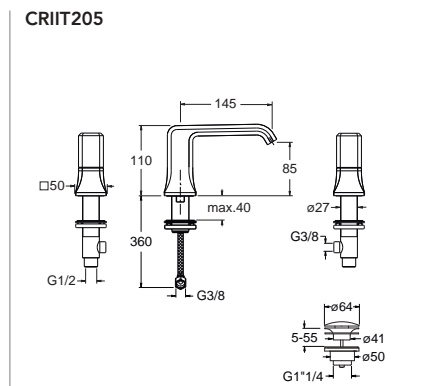
**CRIIT205**  
REGULAR



IT Miscelatore bicomando Lavabo Regular 3 fori da piano, con miscelazione meccanica  
 DE 3-Loch Zweigriff-Waschtischbatterie Regular, mit mechanischer Mischung  
 FR Mélangeur double commande de Lavabo Regular 3 trous sur plage, réglage mécanique  
 EN Regular dual-control deck-mounted 3-hole washbasin mixer, with mechanical mixing  
 ES Mezclador bimando para lavabo Regular, 3 orificios, de repisa, con mezcla mecánica

**CRIIT205**  
 51 chrome    34P PVD brushed rose gold    46P PVD polished rose gold    72 polished black chrome    75 brushed black chrome    77 brushed metallic

**CRIIT905**  
51 chrome



5,6 1/2 min (3 bar)  
 CRIVT6875Q00  
 CRIVT6687Q00

### CRIIT290



- IT Set esterno monocomando Lavabo monoforo a pavimento, con miscelazione meccanica, da completarsi con parte incasso CRICS290
- DE Fertigmontageset 1-Loch Waschtisch-Einhandmischer bodenstehend, mit mechanischer Mischung, zu vervollständigen mit Unterputz-Einbaukörper CRICS290
- FR Groupe extérieur monocommande de Lavabo monotrou sur pied, réglage mécanique, à compléter avec le corps d'encastrement CRICS290
- EN External single-control wall-mounted washbasin set, with mechanical mixing, for completion with recessed part CRICS290
- ES Kit exterior monomando para lavabo, 1 orificio, de suelo, con mezcla mecánica, a completar con cuerpo empotrado CRICS290

#### CRIIT290

51 chrome	34P PVD brushed rose gold	46P PVD polished rose gold	72 polished black chrome	75 brushed black chrome	77 brushed metallic
-----------	---------------------------	----------------------------	--------------------------	-------------------------	---------------------

#### CRIIT990

51 chrome



### CRIIT990

### CRIIT247

REGULAR



- IT Set esterno monocomando Lavabo Regular 2 fori a parete, con miscelazione progressiva, da completarsi con parte incasso CRICS200 (comando a destra), CRICS201 (comando a sinistra)
- DE 2-Loch Fertigmontageset Waschtisch-Wandeinhandmischer Regular, mit progressiver Kartusche, Auslauflänge 180 mm, zu vervollständigen mit Unterputz-Einbaukörper CRICS200 (rechte Kartusche) CRICS201 (linke Kartuschen)
- FR Groupe extérieur monocommande mural de Lavabo Regular 2 trous, réglage progressif, bec déverseur longueur 180 mm, à compléter avec le corps d'encastrement CRICS200 (commande à droite) CRICS201 (commande à gauche)
- EN Regular external single-control wall-mounted 2-hole washbasin set, metal plate, with progressive mixing, spout length 180 mm, for completion with recessed part CRICS200 (control on the right) CRICS201 (control on the left)
- ES Kit exterior monomando para lavabo Regular, 2 orificios, de pared, con mezcla progresiva, caño con boca de salida de 180 mm, a completar con cuerpo empotrado CRICS200 (mando a la derecha) o CRICS201 (mando a la izquierda)

#### CRIIT247

51 chrome	34P PVD brushed rose gold	46P PVD polished rose gold	72 polished black chrome	75 brushed black chrome	77 brushed metallic
-----------	---------------------------	----------------------------	--------------------------	-------------------------	---------------------

#### CRIIT947

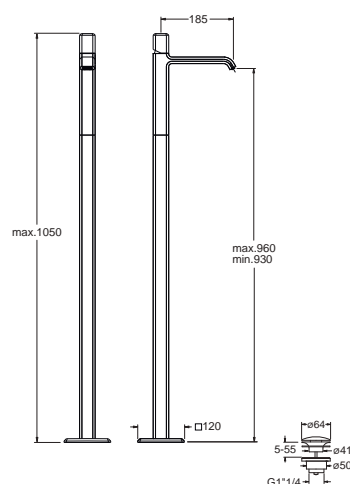
51 chrome



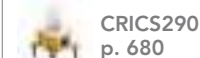
### CRIIT947

REGULAR

### CRIIT290



5,6 1/2 min (3 bar)

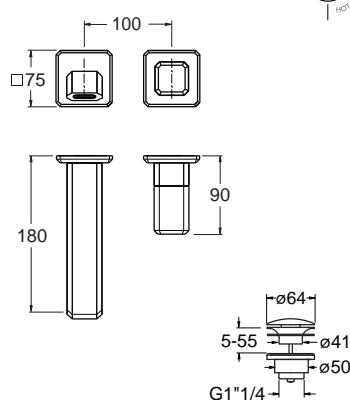


CRICS290 p. 680



CRICR20454Q00

### CRIIT247



5,6 1/2 min (3 bar)



CRICS200 p. 678



CRICS201 p. 678



CRICR22064Q00

### CRIIT249

LARGE



- IT Set esterno monocomando Lavabo Large 2 fori a parete, con miscelazione progressiva, bocca con punto d'erogazione 225 mm, da completarsi con parte incasso CRICS200 (comando a destra), CRICS201 (comando a sinistra)
- DE 2-Loch Fertigmontageset Waschtisch-Wandeinhandmischer Large, mit progressiver Kartusche, Auslauflänge 225 mm, zu vervollständigen mit Unterputz-Einbaukörper CRICS200 (rechte Kartusche) CRICS201 (linke Kartuschen)
- FR Groupe extérieur monocommande mural de Lavabo Large 2 trous, réglage progressif, bec déverseur longueur 225 mm, à compléter avec le corps d'encastrement CRICS200 (commande à droite) CRICS201 (commande à gauche)
- EN Large external single-control wall-mounted 2-hole washbasin set, metal plate, with progressive mixing, spout length 225 mm, for completion with recessed part CRICS200 (control on the right) CRICS201 (control on the left)
- ES Kit exterior monomando para lavabo Large, 2 orificios, de pared, con mezcla progresiva, caño con boca de salida de 225 mm, a completar con cuerpo empotrado CRICS200 (mando a la derecha) o CRICS201 (mando a la izquierda)

#### CRIIT249

51 chrome	34P PVD brushed rose gold	46P PVD polished rose gold	72 polished black chrome	75 brushed black chrome	77 brushed metallic
-----------	---------------------------	----------------------------	--------------------------	-------------------------	---------------------

#### CRIIT949

51 chrome



### CRIIT949

LARGE

### CRIIT257

REGULAR



- IT Set esterno monocomando Lavabo Regular 2 fori a parete, con miscelazione meccanica, bocca con punto d'erogazione 180 mm, da completarsi con parte incasso CRICS200 (comando a destra), CRICS201 (comando a sinistra)
- DE 2-Loch Fertigmontageset Waschtisch-Wandeinhandmischer Regular, mit mechanischer Mischung, Auslauflänge 180 mm, zu vervollständigen mit Unterputz-Einbaukörper CRICS200 (rechte Kartusche) CRICS201 (linke Kartuschen)
- FR Groupe extérieur monocommande mural de Lavabo Regular 2 trous, réglage mécanique, bec déverseur longueur 180 mm, à compléter avec le corps d'encastrement CRICS200 (commande à droite) CRICS201 (commande à gauche)
- EN Regular external single-control wall-mounted 2-hole washbasin set, metal plate, with mechanical mixing, spout length 180 mm, for completion with recessed part CRICS200 (control on the right) CRICS201 (control on the left)
- ES Kit exterior monomando para lavabo Regular, 2 orificios, de pared, con mezcla mecánica, caño con boca de salida de 180 mm, a completar con cuerpo empotrado CRICS200 (mando a la derecha) o CRICS201 (mando a la izquierda)

#### CRIIT257

51 chrome	34P PVD brushed rose gold	46P PVD polished rose gold	72 polished black chrome	75 brushed black chrome	77 brushed metallic
-----------	---------------------------	----------------------------	--------------------------	-------------------------	---------------------

#### CRIIT957

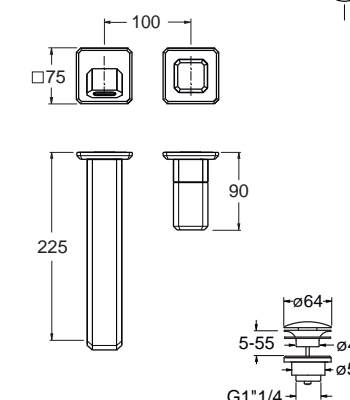
51 chrome



### CRIIT957

REGULAR


### CRIIT249



5,6 1/2 min (3 bar)



CRICS200 p. 678

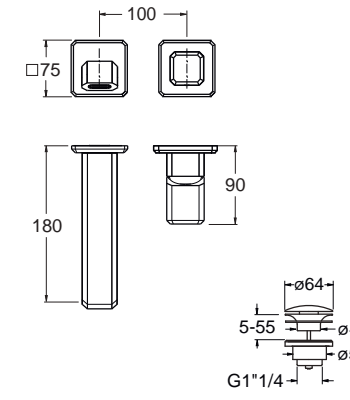


CRICS201 p. 678



CRICR22064Q00

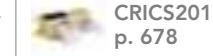
### CRIIT257



5,6 1/2 min (3 bar)



CRICS200 p. 678



CRICS201 p. 678



CRICR24272Q00

### CRIIT259

LARGE



- IT Set esterno monocomando Lavabo Large 2 fori a parete, con miscelazione meccanica, bocca con punto d'erogazione 225 mm, da completarsi con parte incasso CRICS200 (comando a destra), CRICS201 (comando a sinistra)
- DE 2-Loch Fertigmontageset Waschtisch-Wandeinhandmischer Large, mit mechanischer Mischung, Auslauflänge 225 mm, zu vervollständigen mit Unterputz-Einbaukörper CRICS200 (rechte Kartusche) CRICS201 (linke Kartuschen)
- FR Groupe extérieur monocommande mural de Lavabo Large 2 trous, réglage mécanique, bec déverseur longueur 225 mm, à compléter avec le corps d'encastrement CRICS200 (commande à droite) CRICS201 (commande à gauche)
- EN Large external single-control wall-mounted 2-hole washbasin set, metal plate, with mechanical mixing, spout length 225 mm, for completion with recessed part CRICS200 (control on the right) CRICS201 (control on the left)
- ES Kit exterior monomando para lavabo Large, 2 orificios, de pared, con mezcla mecánica, caño con boca de salida de 225 mm, a completar con cuerpo empotrado CRICS200 (mando a la derecha) o CRICS201 (mando a la izquierda)

#### CRIIT259

51 chrome	34P PVD brushed rose gold	46P PVD polished rose gold	72 polished black chrome	75 brushed black chrome	77 brushed metallic
-----------	---------------------------	----------------------------	--------------------------	-------------------------	---------------------

#### CRIIT959

51 chrome



### CRIIT959

LARGE



### CRIIT242

REGULAR



- IT Set esterno bicomando Lavabo Regular 3 fori a parete, con miscelazione meccanica, bocca con punto d'erogazione 180 mm, da completarsi con parte incasso CRICS233 (comandi laterali), CRICS234 (comando a destra)
- DE 3-Loch Fertigmontageset Zweigriff-Waschtischbatterie für Wandmontage Regular, mit mechanischer Mischung, Auslauflänge 180 mm, zu vervollständigen mit Unterputz-Einbaukörper CRICS233 (seitliche Kartuschen) CRICS234 (rechte Kartuschen)
- FR Groupe extérieur double commande mural de Lavabo Regular 3 trous, réglage mécanique, bec déverseur longueur 180 mm, à compléter avec le corps d'encastrement CRICS233 (commandes latérales) CRICS234 (commandes à droite)
- EN Regular external dual-control wall-mounted 3-hole washbasin set, with mechanical mixing, spout length 180 mm, for completion with recessed part CRICS233 (controls on the sides) CRICS234 (controls on the right)
- ES Kit exterior bimando para lavabo Regular, 3 orificios, de pared, con mezcla mecánica, caño con boca de salida de 180 mm, a completar con cuerpo empotrado CRICS233 (mandos laterales) o CRICS234 (mandos a la derecha)

#### CRIIT242

51 chrome	34P PVD brushed rose gold	46P PVD polished rose gold	72 polished black chrome	75 brushed black chrome	77 brushed metallic
-----------	---------------------------	----------------------------	--------------------------	-------------------------	---------------------

#### CRIIT942

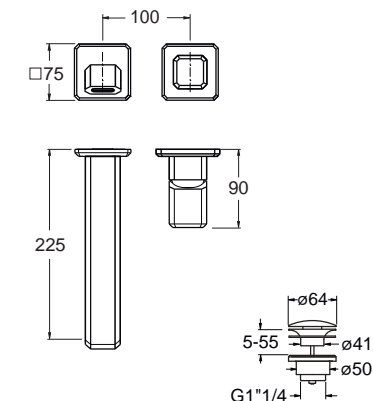
51 chrome



### CRIIT942

REGULAR

#### CRIIT259



CRICS200 p. 678

CRICS201 p. 678

CRICR24272Q00

### CRIIT243

LARGE



- IT Set esterno bicomando Lavabo Large 3 fori a parete, con miscelazione meccanica, bocca con punto d'erogazione 225 mm, da completarsi con parte incasso CRICS233 (comandi laterali), CRICS234 (comando a destra)
- DE 3-Loch Fertigmontageset Zweigriff-Waschtischbatterie für Wandmontage Large, mit mechanischer Mischung, Auslauflänge 225 mm, zu vervollständigen mit Unterputz-Einbaukörper CRICS233 (seitliche Kartuschen) CRICS234 (rechte Kartuschen)
- FR Groupe extérieur double commande mural de Lavabo Large 3 trous, réglage mécanique, bec déverseur longueur 225 mm, à compléter avec le corps d'encastrement CRICS233 (commandes latérales) CRICS234 (commandes à droite)
- EN Large external dual-control wall-mounted 3-hole washbasin set, with mechanical mixing, spout length 225 mm, for completion with recessed part CRICS233 (controls on the sides) CRICS234 (controls on the right)
- ES Kit exterior bimando para lavabo Large, 3 orificios, de pared, con mezcla mecánica, caño con boca de salida de 225 mm, a completar con cuerpo empotrado CRICS233 (mandos laterales) o CRICS234 (mandos a la derecha)

#### CRIIT243

51 chrome	34P PVD brushed rose gold	46P PVD polished rose gold	72 polished black chrome	75 brushed black chrome	77 brushed metallic
-----------	---------------------------	----------------------------	--------------------------	-------------------------	---------------------

#### CRIIT943

51 chrome



### CRIIT943

LARGE

### CRIIT310



- IT Miscelatore monocomando Bidet monoforo da piano, con **miscelazione progressiva**
- DE 1-Loch Einhandmischer für das Bidet, mit **progressiver Kartusche**
- FR Mitigeur monocommande de bidet monotrou sur plaque, **réglage progressif**
- EN Single-control deck-mounted single-hole bidet mixer, with **progressive mixing**
- ES Mezclador monomando para bidé, 1 orificio, de repisa, con **mezcla progresiva**

#### CRIIT310

51 chrome	34P PVD brushed rose gold	46P PVD polished rose gold	72 polished black chrome	75 brushed black chrome	77 brushed metallic
-----------	---------------------------	----------------------------	--------------------------	-------------------------	---------------------

#### CRIIT360

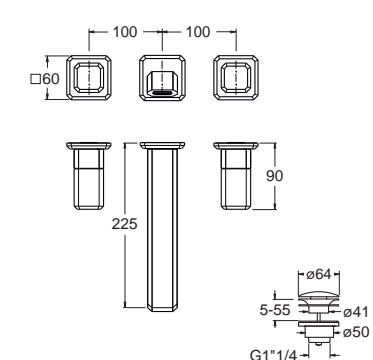
51 chrome



### CRIIT360

REGULAR

#### CRIIT243



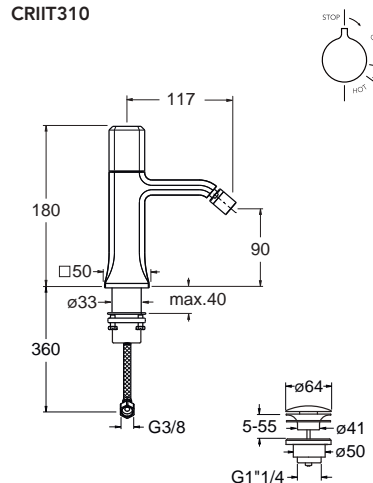
CRICS233 p. 678

CRICS234 p. 679

CRIVT5890Q00

CRIVT5889Q00

#### CRIIT310



CRICR19751Q00

### CRIT320



- IT Miscelatore monocomando Bidet monoforo da piano, con miscelazione meccanica
- DE 1-Loch Einhandmischer für das Bidet, mit mechanischer Mischung
- FR Mitigeur monocommande de bidet monotrou sur plage, réglage mécanique
- EN Single-control deck-mounted single-hole bidet mixer, with mechanical mixing
- ES Mezclador monomando para bidé, 1 orificio, de repisa, con mezcla mecánica

#### CRIT320

51 chrome	34P PVD brushed rose gold	46P PVD polished rose gold	72 polished black chrome	75 brushed black chrome	77 brushed metallic
-----------	---------------------------	----------------------------	--------------------------	-------------------------	---------------------

#### CRIT370

51 chrome



No Up&Down

### CRIT370

### CRIT307



- IT Miscelatore bicomando Bidet 3 fori da piano, con miscelazione meccanica
- DE 3-Loch Zweigriff-Mischbatterie für das Bidet, mit mechanischer Mischung
- FR Mélangeur double commande de bidet 3 trous sur plage, réglage mécanique
- EN Dual-control deck-mounted 3-hole bidet mixer, with mechanical mixing
- ES Mezclador bimando para bidé, 3 orificios, de repisa, con mezcla mecánica

#### CRIT307

51 chrome	34P PVD brushed rose gold	46P PVD polished rose gold	72 polished black chrome	75 brushed black chrome	77 brushed metallic
-----------	---------------------------	----------------------------	--------------------------	-------------------------	---------------------

#### CRIT357

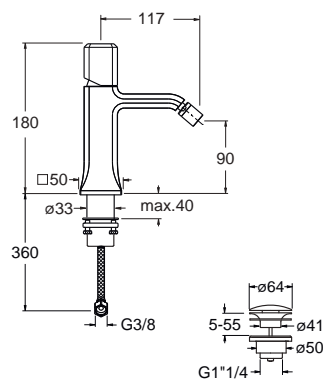
51 chrome



No Up&Down

### CRIT357

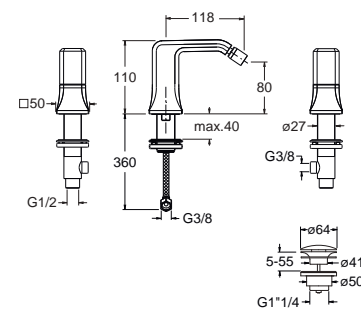
### CRIT320



5,6 1/2 min (3 bar)



### CRIT307



5,6 1/2 min (3 bar)



### CRIT602

- IT con deviatore a 2 uscite
- DE mit 2 wenge umsteller
- FR avec inverseur 2 sorties
- EN with 2 outlet diverter
- ES con desviador 2 salidas



- IT Set esterno monocomando doccia/vasca a parete, con miscelazione meccanica, deviatore, doccetta anticalcare, supporto fisso, presa d'acqua, flessibile long life\*\*\*\*, da completarsi con parte incasso CRICS100 (comando a destra), CRICS101 (comando a sinistra)
- DE Fertigmontageset Wannen-/Brause-Wandeinhandmischer, mit mechanischer Mischung, Handbrause mit Antikalk-System, Halter für Wandmontage, Wandanschlussbogen, Brauseschlauch Long Life \*\*\*\*, zu vervollständigen mit Unterputz-Einbaukörper CRICS100 (linke Kartusche) CRICS101 (rechte Kartusche)
- FR Groupe extérieur monocommande mural douche/baignoire, réglage mécanique, douchette anticalcaire, support fixe, prise d'eau, flexible long life\*\*\*\*, à compléter avec le corps d'encastrement CRICS100 (commandes à droite) CRICS101 (commandes à gauche)
- EN External single-control wall-mounted shower/bathtub set, with mechanical mixing, anti-scale hand shower, fixed support, water outlet, long-life hose\*\*\*\*, for completion with recessed part CRICS100 (controls on the right) CRICS101 (controls on the left)
- ES Kit exterior monomando para ducha/bañera, de pared, con mezcla mecánica, ducha de mano antical, soporte fijo, toma de agua, flexo Long Life\*\*\*\*, a completar con cuerpo empotrado CRICS100 (mandos a la derecha) o CRICS101 (mandos a la izquierda)

#### CRIT602

51 chrome	34P PVD brushed rose gold	46P PVD polished rose gold	72 polished black chrome	75 brushed black chrome	77 brushed metallic
-----------	---------------------------	----------------------------	--------------------------	-------------------------	---------------------

#### CRIT603

51 chrome	34P PVD brushed rose gold	46P PVD polished rose gold	72 polished black chrome	75 brushed black chrome	77 brushed metallic
-----------	---------------------------	----------------------------	--------------------------	-------------------------	---------------------

### CRIT603

- IT con deviatore a 3 uscite
- DE mit 3 wenge umsteller
- FR avec inverseur 3 sorties
- EN with 3 outlet diverter
- ES con desviador 3 salidas

### CRIT617

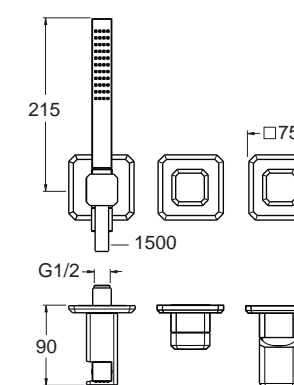


- IT Set esterno bicomando doccia a parete, con miscelazione meccanica, soffione anticalcare ispezionabile 180 mm x 180 mm, braccio a parete, da completarsi con parte incasso CRICS233 (comandi laterali)
- DE Fertigmontageset Zweigriffbatterie für Duschsystem für Wandmontage, mit mechanischer Mischung, zur Reinigung demontierbare Kopfbrause mit Antikalk-System 180 mm x 180 mm, Wandbrausearm, zu vervollständigen mit Unterputz-Einbaukörper CRICS233 (seitliche Kartuschen)
- FR Groupe extérieur double commande mural de douche, réglage mécanique, douche de tête anticalcaire accessible pour l'inspection 180 mm x 180 mm, bras mural, à compléter avec le corps d'encastrement CRICS233 (commandes latérales)
- EN External dual-control wall-mounted shower set, with mechanical mixing, 180 mm x 180 mm inspectable anti-scale showerhead, wall-mounted arm, for completion with recessed part CRICS233 (controls on the sides)
- ES Kit exterior bimando para ducha, de pared, con mezcla mecánica, rociador antical inspeccionable 180 mm x 180 mm, brazo de pared, a completar con cuerpo empotrado CRICS233 (mandos laterales)

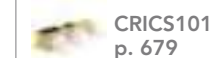

#### CRIT617

51 chrome	34P PVD brushed rose gold	46P PVD polished rose gold	72 polished black chrome	75 brushed black chrome	77 brushed metallic
-----------	---------------------------	----------------------------	--------------------------	-------------------------	---------------------


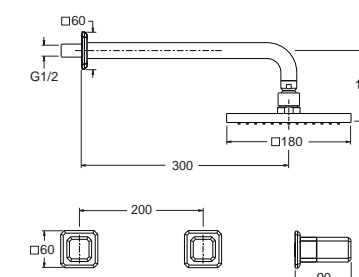
### CRIT602



9 1/2 min (3 bar)



### CRIT617



**CRIT619**

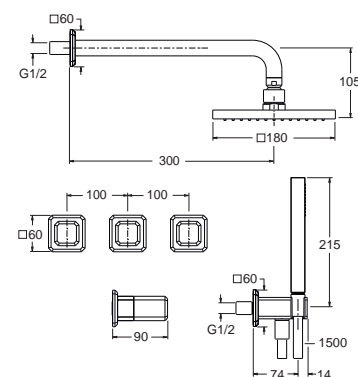


- IT Set esterno bicomando doccia a parete, con miscelazione meccanica, deviatore a 2 uscite, soffione anticalcare ispezionabile 180 mm x 180 mm, braccio a parete, doccetta anticalcare, supporto fisso, presa d'acqua, flessibile long life\*\*\*\*, da completarsi con parte incasso CRICS115 (comandi laterali)
- DE Fertigmontageset Zweigriffbatterie für Duschsystem für Wandmontage, mit mechanischer Mischung, 2-Wege-Umsteller, zur Reinigung demontierbare Kopfbrause mit Antikalk-System 180 mm x 180 mm, Wandbrausearm, Handbrause mit Antikalk-System, Halter für Wandmontage, Wandanschlussbogen, Brauseschlauch Long Life\*\*\*\*, zu vervollständigen mit Unterputz-Einbaukörper CRICS115 (seitliche Kartuschen)
- FR Groupe extérieur double commande mural de douche, réglage mécanique, inverseur 2 sorties, douche de tête anticalcaire accessible pour l'inspection 180 mm x 180 mm, bras mural, douchette anticalcaire, support fixe, prise d'eau, flexible long life\*\*\*\*, à compléter avec le corps d'encastrement CRICS115 (commandes latérales)
- EN External dual-control wall-mounted shower set, with mechanical mixing, 2-outlet diverter, 180 mm x 180 mm inspectable anti-scale showerhead, wall-mounted arm, wall-mounted hand shower, fixed support, water outlet, long-life hose\*\*\*\*, for completion with recessed part CRICS115 (controls on the sides)
- ES Kit exterior bimando para ducha, de pared, con mezcla mecánica, inversor de 2 salidas, rociador antical inspeccionable 180 mm x 180 mm, brazo de pared, ducha de mano antical, soporte fijo, toma de agua, flexo Long Life\*\*\*\*, a completar con cuerpo empotrado CRICS115 (mandos laterales)

**CRIT619**

- 51 chrome
- 34P PVD brushed rose gold
- 46P PVD polished rose gold
- 72 polished black chrome
- 75 brushed black chrome
- 77 brushed metallic

**CRIT619**



**CRIT689**



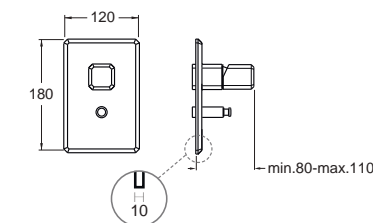
- IT Set esterno monocomando doccia a parete, piastra in metallo, con miscelazione meccanica, deviatore automatico a 2 uscite, da completarsi con parte incasso CRICS535
- DE Fertigmontageset Brause-Wandeinhandmischer, Abdeckplatte aus Metall, mit mechanischer Mischung, automatischer 2-Wege-Umsteller, Handbrause mit Antikalk-System, Halter für Wandmontage, Wandanschlussbogen, Brauseschlauch Long Life\*\*\*\*, zu vervollständigen mit Unterputz-Einbaukörper CRICS535
- FR Groupe extérieur monocommande mural douche, plaque en métal, réglage mécanique, inverseur automatique 2 sorties, douchette anticalcaire, support fixe, prise d'eau, flexible long life\*\*\*\*, à compléter avec le corps d'encastrement CRICS535
- EN External single-control wall-mounted shower set, metal plate, with mechanical mixing, 2-outlet automatic diverter, anti-scale hand shower, fixed support, water outlet, long-life hose\*\*\*\*, for completion with recessed part CRICS535
- ES Kit exterior monomando para ducha, de pared, placa de metal, con mezcla mecánica, inversor automático de 2 salidas, ducha de mano antical, soporte fijo, toma de agua, flexo Long Life\*\*\*\*, a completar con cuerpo empotrado CRICS535

**CRIT689**

- 51 chrome
- 34P PVD brushed rose gold
- 46P PVD polished rose gold
- 72 polished black chrome
- 75 brushed black chrome
- 77 brushed metallic

\* per uso vasca, acquistare anche CRIPR15268Q\_ / for bathtub use, purchase also CRIPR15268Q\_

**CRIT689**



**CRIT686**

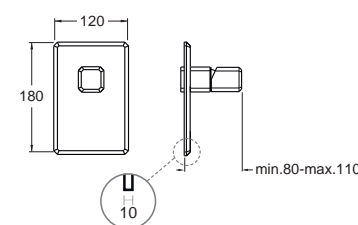


- IT Set esterno monocomando doccia a parete, piastra in metallo, con miscelazione meccanica, da completarsi con parte incasso CRICS535
- DE Fertigmontageset Einhandmischer für Duschsystem für Wandmontage, Abdeckplatte aus Metall, mit mechanischer Mischung, mit Unterputz-Einbaukörper CRICS535 zu vervollständigen
- FR Groupe extérieur monocommande mural de douche, plaque en métal, réglage mécanique, à compléter avec le corps d'encastrement CRICS535
- EN External single-control wall-mounted shower set, metal plate, with mechanical mixing, for completion with recessed part CRICS535
- ES Kit exterior monomando para ducha, de pared, placa de metal, con mezcla mecánica, a completar con cuerpo empotrado CRICS535

**CRIT686**

- 51 chrome
- 34P PVD brushed rose gold
- 46P PVD polished rose gold
- 72 polished black chrome
- 75 brushed black chrome
- 77 brushed metallic

**CRIT686**



**CRIT751 new**

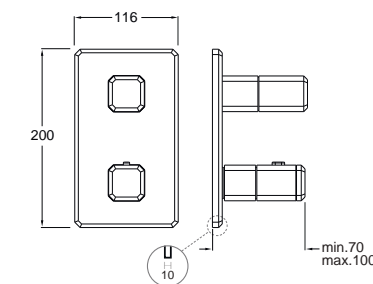


- IT Set esterno doccia a parete, piastra in metallo quadrata, con miscelazione termostatica, valvola d'arresto 1 uscita, da completarsi con parte incasso CRICS800
- DE Externe Wand-Duschgarnitur, quadratische Metallplatte, mit thermostatischer Mischeinrichtung, 1-Ausgang-Absperrventil, zu vervollständigen mit Unterputz-Einbaukörper CRICS800
- FR Ensemble de douche extérieur mural, plaque en métal carrée, avec mélange thermostatique, vanne d'arrêt 1 sortie, à compléter avec le corps d'encastrement CRICS800
- EN External wall-mounted shower set, square metal plate, with thermostatic mixing, 1-outlet shut-off valve, for completion with recessed part CRICS800
- ES Conjunto de ducha exterior de pared, placa metálica cuadrada, con mezcla termostática, válvula de cierre de 1 salida, a completar con cuerpo empotrado CRICS800

**CRIT751**

- 51 chrome
- 34P PVD brushed rose gold
- 46P PVD polished rose gold
- 72 polished black chrome
- 75 brushed black chrome
- 77 brushed metallic

**CRIT751**



### CRIT752 new

IT con deviatore a 2 uscite  
DE mit 2 wenge umsteller  
FR avec inverseur 2 sorties  
EN with 2 outlet diverter  
ES con desviador 2 salidas



IT Set esterno doccia/vasca a parete, piastra in metallo squadrata, con miscelazione termostatica, deviatore, da completarsi con parte incasso CRICS800

DE Externe Wand-Dusch-/Wannenarmatur, quadratische Metallplatte, mit thermostatischer Mischeinrichtung, Umsteller, zu vervollständigen mit Unterputz-Einbaukörper CRICS800

FR Ensemble de douche/baignoire extérieur mural, plaque en métal carrée, avec mélange thermostatique, inverseur, à compléter avec le corps d'encastrement CRICS800

EN External wall-mounted shower/bath set, square metal plate, with thermostatic mixing, diverter, for completion with recessed part CRICS800

ES Conjunto exterior de ducha/bañera de pared, placa metálica cuadrada, con mezcla termostática, desviador, a completar con cuerpo empotrado CRICS800


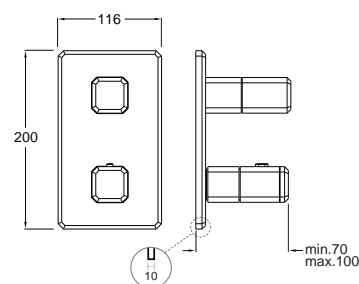
#### CRIT752

51 chrome	34P PVD brushed rose gold	46P PVD polished rose gold	72 polished black chrome	75 brushed black chrome 77 brushed metallic
-----------	---------------------------	----------------------------	--------------------------	--

#### CRIT753

51 chrome	34P PVD brushed rose gold	46P PVD polished rose gold	72 polished black chrome	75 brushed black chrome 77 brushed metallic
-----------	---------------------------	----------------------------	--------------------------	--

### CRIT752/CRIT753



### CRIT753 new

IT con deviatore a 3 uscite  
DE mit 3 wenge umsteller  
FR avec inverseur 3 sorties  
EN with 3 outlet diverter  
ES con desviador 3 salidas

### CRIT102

IT con deviatore a 2 uscite  
DE mit 2 wenge umsteller  
FR avec inverseur 2 sorties  
EN with 2 outlet diverter  
ES con desviador 2 salidas



IT Set esterno monocomando vasca a parete, con miscelazione meccanica, deviatore, bocca con punto d'erogazione 183 mm, doccetta anticalcare, supporto fisso, presa d'acqua, flessibile long life\*\*\*\*, da completarsi con parte incasso CRICS100 (comando a destra), CRICS101 (comando a sinistra)

DE Fertigmontageset Wannen-Wandeinhandmischer, mit mechanischer Mischung, Auslauflänge 183 mm, Handbrause mit Antikalk-System, Halter für Wandmontage, Wandanschlussbogen, Brauseschlauch Long Life\*\*\*\*, zu vervollständigen mit Unterputz-Einbaukörper CRICS100 (rechte Kartusche) CRICS101 (linke Kartusche)

FR Groupe extérieur monocommande mural de baignoire, réglage mécanique, bec déverseur longueur 183 mm, douchette anticalcaire, support fixe, prise d'eau, flexible long life\*\*\*\*, à compléter avec le corps d'encastrement CRICS100 (commandes à droite) CRICS101 (commandes à gauche)

EN External single-control wall-mounted bathtub set, with mechanical mixing, spout length 183 mm, anti-scale hand shower, fixed support, water outlet, long-life hose\*\*\*\*, for completion with recessed part CRICS100 (controls on the right) CRICS101 (controls on the left)

ES Kit exterior monomando para bañera, de pared, con mezcla mecánica, caño con boca de salida de 183 mm, ducha de mano antical, soporte fijo, toma de agua, flexo Long Life\*\*\*\*, a completar con cuerpo empotrado CRICS100 (mandos a la derecha) o CRICS101 (mandos a la izquierda)



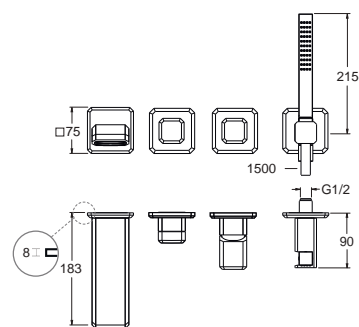
#### CRIT102

51 chrome	34P PVD brushed rose gold	46P PVD polished rose gold	72 polished black chrome	75 brushed black chrome 77 brushed metallic
-----------	---------------------------	----------------------------	--------------------------	--

#### CRIT103

51 chrome	34P PVD brushed rose gold	46P PVD polished rose gold	72 polished black chrome	75 brushed black chrome 77 brushed metallic
-----------	---------------------------	----------------------------	--------------------------	--

### CRIT102/CRIT103



### CRIT103

IT con deviatore a 3 uscite  
DE mit 3 wenge umsteller  
FR avec inverseur 3 sorties  
EN with 3 outlet diverter  
ES con desviador 3 salidas

### CRIT162

IT con deviatore a 2 uscite  
DE mit 2 wenge umsteller  
FR avec inverseur 2 sorties  
EN with 2 outlet diverter  
ES con desviador 2 salidas



IT Set esterno bicomando doccia/vasca a parete, con miscelazione meccanica, deviatore, da completarsi con parte incasso CRICS115 (comandi laterali)

DE Fertigmontageset Wannen-/Brause-Zweigriffbatterie für Wandmontage, mit mechanischer Mischung, zu vervollständigen mit Unterputz-Einbaukörper CRICS115 (seitliche Kartuschen)

FR Groupe extérieur double commande mural douche/baignoire, réglage mécanique, à compléter avec le corps d'encastrement CRICS115 (commandes latérales)

EN External dual-control wall-mounted shower/bathtub set, with mechanical mixing, for completion with recessed part CRICS115 (controls on the sides)

ES Kit exterior bicomando para ducha/bañera, de pared, con mezcla mecánica, a completar con cuerpo empotrado CRICS115 (mandos laterales)

#### CRIT162

51 chrome	34P PVD brushed rose gold	46P PVD polished rose gold	72 polished black chrome	75 brushed black chrome 77 brushed metallic
-----------	---------------------------	----------------------------	--------------------------	--

#### CRIT163

51 chrome	34P PVD brushed rose gold	46P PVD polished rose gold	72 polished black chrome	75 brushed black chrome 77 brushed metallic
-----------	---------------------------	----------------------------	--------------------------	--

### CRIT163

IT con deviatore a 3 uscite  
DE mit 3 wenge umsteller  
FR avec inverseur 3 sorties  
EN with 3 outlet diverter  
ES con desviador 3 salidas

### CRIT165



IT Set esterno bicomando vasca a parete, con miscelazione meccanica, deviatore a 2 uscite, bocca con punto d'erogazione 180 mm, doccetta anticalcare, supporto fisso, presa d'acqua, flessibile long life\*\*\*\*, da completarsi con parte incasso CRICS115 (comandi laterali)

DE Fertigmontageset Wannen-Zweigriffbatterie für Wandmontage, mit mechanischer Mischung, 2-Wege-Umsteller, Auslauflänge 180 mm, Handbrause mit Antikalk-System, Halter für Wandmontage, Wandanschlussbogen, Brauseschlauch Long Life\*\*\*\*, inkl. Unterputz-Einbaukörper CRICS115 (seitliche Kartuschen)

FR Groupe extérieur double commande mural de baignoire, réglage mécanique, inverseur 2 sorties, bec déverseur longueur 180 mm, douchette anticalcaire, support fixe, prise d'eau, flexible long life\*\*\*\*, à compléter avec le corps d'encastrement CRICS115 (commandes latérales)


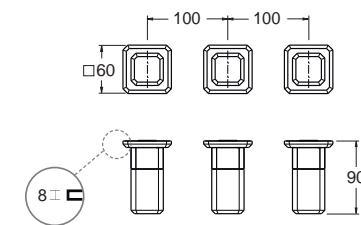
EN External dual-control wall-mounted bathtub set, with mechanical mixing, 2-outlet diverter, spout length 180 mm, anti-scale hand shower, fixed support, water outlet, long-life hose\*\*\*\*, for completion with recessed part CRICS115 (controls on the sides)

ES Kit exterior bicomando para bañera, de pared, con mezcla mecánica, inversor de 2 salidas, caño con boca de salida de 180 mm, ducha de mano antical, soporte fijo, toma de agua, flexo Long Life\*\*\*\*, a completar con cuerpo empotrado CRICS115 (mandos laterales)


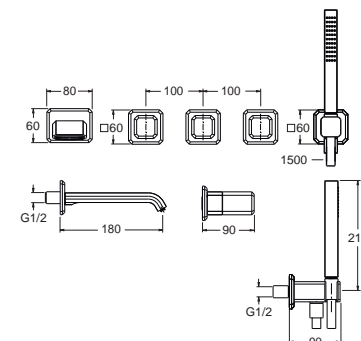
#### CRIT165

51 chrome	34P PVD brushed rose gold	46P PVD polished rose gold	72 polished black chrome	75 brushed black chrome 77 brushed metallic
-----------	---------------------------	----------------------------	--------------------------	--

### CRIT162/CRIT163



#### CRIT165



### CRIT189

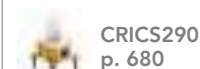
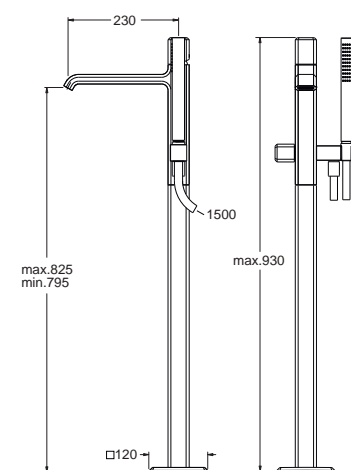


- IT Set esterno monocomando vasca a pavimento, con miscelazione meccanica, doccetta anticalcare a miscelazione progressiva indipendente, flessibile long life\*\*\*\*, da completarsi con parte incasso CRICS290
- DE Fertigmontageset Wannen-Einhandmischer bodenstehend, mit mechanischer Mischung, Handbrause mit Antikalk-System mit separater progressiver Kartusche, Brauseschlauch Long Life\*\*\*\*, zu vervollständigen mit Unterputz-Einbaukörper CRICS290
- FR Groupe extérieur monocommande de baignoire sur pied, réglage mécanique, douchette anticalcaire à réglage mécanique indépendant, flexible long life\*\*\*\*, à compléter avec le corps d'encastrement CRICS290
- EN External single-control floor-standing bathtub set, with mechanical mixing, anti-scale hand shower with independent progressive mixing, long-life hose\*\*\*\*, for completion with recessed part CRICS290
- ES Kit exterior monomando para bañera, de suelo, con mezcla mecánica, ducha de mano antical de mezcla progresiva independiente, flexo Long Life\*\*\*\*, a completar con cuerpo empotrado CRICS290

#### CRIT189

- |           |                           |                            |                          |                         |
|-----------|---------------------------|----------------------------|--------------------------|-------------------------|
| 51 chrome | 34P PVD brushed rose gold | 46P PVD polished rose gold | 72 polished black chrome | 75 brushed black chrome |
|           |                           |                            |                          | 77 brushed metallic     |

#### CRIT189



CRICR24273Q00

CRICR17954Q00

### CRIT121

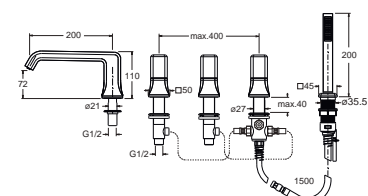


- IT Miscelatore bicomando bordo vasca 5 fori da piano ispezionabile, con miscelazione meccanica, deviatore a 2 uscite, bocca con punto d'erogazione 200 mm, doccetta anticalcare estraibile in metallo e FOLLOW ME \*\*\*\*\*, completo di parte incasso
- DE Zur Reinigung demontierbare 5-Loch Wannenrand-Zweigriffbatterie, mit mechanischer Mischung, 2-Wege-Umsteller, Auslauflänge 200 mm, ausziehbare Handbrause aus Metall mit Antikalk-System, FOLLOW ME\*\*\*\*\*, inkl. Unterputz-Einbaukörper
- FR Mélangeur double commande bord baignoire 5 trous sur plage accessible pour l'inspection, réglage mécanique, inverseur 2 sorties, bec déverseur longueur 200 mm, douchette anticalcaire extractible en métal et FOLLOW ME \*\*\*\*\*, avec corps d'encastrement
- EN Inspectable dual-control deck-mounted 5-hole bath edge mixer, with mechanical mixing, 2-outlet diverter, spout length 200 mm, metal extractable anti-scale hand shower and FOLLOW ME\*\*\*\*\*, complete with recessed part
- ES Mezclador bimando para borde bañera, 5 orificios, de repisa, inspeccionable, con mezcla mecánica, inversor de 2 salidas, caño con boca de salida de 200 mm, ducha de mano antical extraíble de metal y FOLLOW ME\*\*\*\*\*, dotado de cuerpo empotrado

#### CRIT121

- |           |                           |                            |                          |                         |
|-----------|---------------------------|----------------------------|--------------------------|-------------------------|
| 51 chrome | 34P PVD brushed rose gold | 46P PVD polished rose gold | 72 polished black chrome | 75 brushed black chrome |
|           |                           |                            |                          | 77 brushed metallic     |

#### CRIT121



CRIVT6875Q00

CRIVT6687Q00

### CRIT120

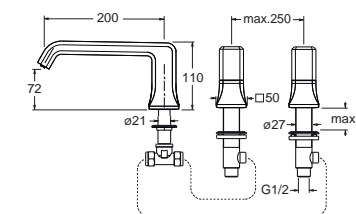


- IT Miscelatore bicomando bordo vasca 3 fori da piano ispezionabile, con miscelazione meccanica, bocca con punto d'erogazione 200 mm, completo di parte incasso
- DE Zur Reinigung demontierbare 3-Loch Wannenrand-Zweigriffbatterie, mit mechanischer Mischung, Auslauflänge 200 mm, inkl. Unterputz-Einbaukörper
- FR Mélangeur double commande bord baignoire 3 trous sur plage accessible pour l'inspection, réglage mécanique, bec déverseur longueur 200 mm, avec corps d'encastrement
- EN Inspectable dual-control deck-mounted 3-hole bath edge mixer, with mechanical mixing, spout length 200 mm, complete with recessed part
- ES Mezclador bimando para borde bañera, 3 orificios, de repisa, inspeccionable, con mezcla mecánica, caño con boca de salida de 200 mm, dotado de cuerpo empotrado

#### CRIT120

- |           |                           |                            |                          |                         |
|-----------|---------------------------|----------------------------|--------------------------|-------------------------|
| 51 chrome | 34P PVD brushed rose gold | 46P PVD polished rose gold | 72 polished black chrome | 75 brushed black chrome |
|           |                           |                            |                          | 77 brushed metallic     |

#### CRIT120



CRIVT6875Q00

CRIVT6687Q00

### CRIT122

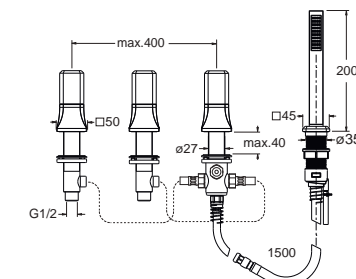


- IT Miscelatore bicomando bordo vasca 4 fori da piano ispezionabile, con miscelazione meccanica, deviatore a 2 uscite, doccetta anticalcare estraibile e FOLLOW ME \*\*\*\*\*, completo di parte incasso
- DE Zur Reinigung demontierbare 4-Loch Wannenrand-Zweigriffbatterie, mit mechanischer Mischung, 2-Wege-Umsteller, ausziehbare Handbrause mit Antikalk-System, FOLLOW ME\*\*\*\*\* und Unterputz-Einbaukörper
- FR Mélangeur double commande bord baignoire 4 trous sur plage accessible pour l'inspection, réglage mécanique, inverseur 2 sorties, douchette anticalcaire extractible et FOLLOW ME \*\*\*\*\*, avec corps d'encastrement
- EN Inspectable dual-control deck-mounted 4-hole bathtub edge mixer, with mechanical mixing, 2-outlet diverter, extractable anti-scale hand shower and FOLLOW ME\*\*\*\*\*, complete with recessed part
- ES Mezclador bimando para borde bañera, 4 orificios, de repisa, inspeccionable, con mezcla mecánica, inversor de 2 salidas, ducha de mano antical extraíble y FOLLOW ME\*\*\*\*\*, dotado de cuerpo empotrado

#### CRIT122

- |           |                           |                            |                          |                         |
|-----------|---------------------------|----------------------------|--------------------------|-------------------------|
| 51 chrome | 34P PVD brushed rose gold | 46P PVD polished rose gold | 72 polished black chrome | 75 brushed black chrome |
|           |                           |                            |                          | 77 brushed metallic     |

#### CRIT122



CRIVT6875Q00

CRIVT6687Q00

**CRIT622**

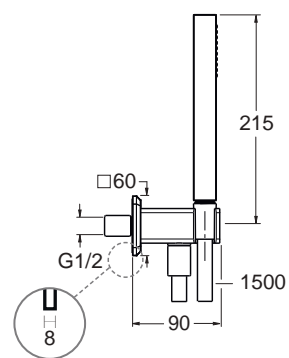


IT Supporto per doccia a parete, doccia anticalcare, flessibile long life\*\*\*\*  
 DE Halter für Wandmontage für Handbrause, Handbrause mit Antikalk-System und Brauseschlauch Long Life \*\*\*\*  
 FR Support mural fixe pour douche, douche anticalcaire, flexible long life\*\*\*\*  
 EN Fixed support for wall-mounted hand shower, anti-scale hand shower, long-life hose\*\*\*\*  
 ES Soporte fijo para ducha de mano de pared, ducha de mano antical, flexo Long Life\*\*\*\*

**CRIT622**

51 chrome 34P PVD brushed rose gold 46P PVD polished rose gold 72 polished black chrome 75 brushed black chrome 77 brushed metallic

**CRIT622**



**CRIT484**

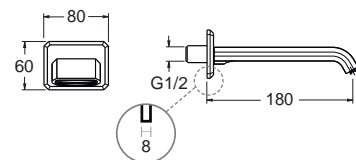


IT Bocca a parete, attacco da 1/2", punto d'erogazione 180 mm  
 DE Wandauslauf, Anschluss 1/2", Auslauflänge 180 mm  
 FR Bec déverseur mural, raccord 1/2", longueur 180 mm  
 EN Wall-mounted spout, 1/2" connection, spout length 180 mm  
 ES Caño de pared, conexión de 1/2", boca de salida de 180 mm

**CRIT484**

51 chrome 34P PVD brushed rose gold 46P PVD polished rose gold 72 polished black chrome 75 brushed black chrome 77 brushed metallic

**CRIT484**



**CRIT068** new

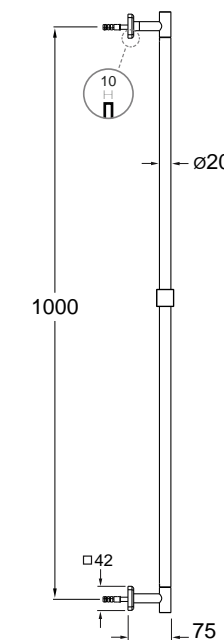


IT Asta saliscendi, interasse 1000 mm, sezione tonda, supporto scorrevole  
 DE Steigrohr, Achsabstand 1000 mm, runde Querschnitt, gleitender Halter  
 FR Barre de douche réglable, entraxe 1000 mm, section ronde, support coulissant  
 EN Slide bar, 1000 mm center distance, round section, sliding support  
 ES Barra deslizante, distancia entre ejes 1000 mm, sección redonda, soporte deslizante

**CRIT068**

51 chrome 34P PVD brushed rose gold 46P PVD polished rose gold 72 polished black chrome 75 brushed black chrome 77 brushed metallic

**CRIT068**



**CRIT620**

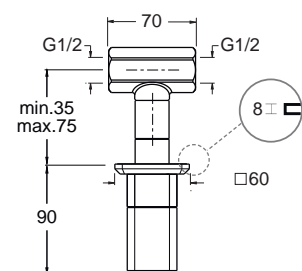


IT Rubinetto d'arresto da 1/2" a parete  
 DE Absperrventil für Wandmontage 1/2"  
 FR Robinet d'arrêt 1/2" mural  
 EN Wall-mounted 1/2" shut-off tap  
 ES Llave de paso de 1/2" de pared

**CRIT620**

51 chrome 34P PVD brushed rose gold 46P PVD polished rose gold 72 polished black chrome 75 brushed black chrome 77 brushed metallic

**CRIT620**



**CRIT470** new

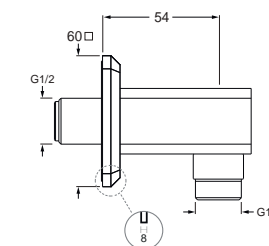


IT Presa d'acqua da 1/2" a parete, piastra quadrata  
 DE 1/2" Wand-Wasseranschluss, quadratische Platte  
 FR Prise d'eau murale 1/2", plaque carrée  
 EN 1/2" wall-mounted water outlet, square plate  
 ES Toma de agua de 1/2" de pared, placa cuadrada

**CRIT470**

51 chrome 34P PVD brushed rose gold 46P PVD polished rose gold 72 polished black chrome 75 brushed black chrome 77 brushed metallic

**CRIT470**



**CRIT700**



IT Set esterno doccia/vasca a parete, piastra in metallo, con miscelazione termostatica senza chiusura, da completarsi con parte incasso CRICS700

DE Wand-Fertigmontageset Wanne/Brause, Abdeckplatte aus Metall, mit thermostatischer Mischung, ohne Druckknopf, zu vervollständigen mit Unterputz-Einbaukörper CRICS700

FR Groupe extérieur mural douche/baignoire, plaque en métal, réglage thermostatique sans fermeture, à compléter avec le corps d'encastrement CRICS700

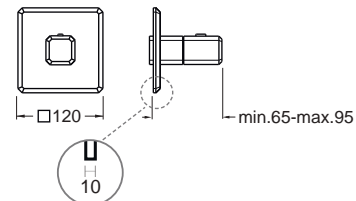
EN External wall-mounted shower/bathtub set, metal plate, with thermostatic mixing without shut-off, for completion with recessed part CRICS700

ES Kit exterior para ducha/bañera, de pared, placa de metal, con mezcla termostática sin cierre, a completar con cuerpo empotrado CRICS700

**CRIT700**

51 chrome 34P PVD brushed rose gold 46P PVD polished rose gold 72 polished black chrome 75 brushed black chrome 77 brushed metallic

**CRIT700**



**CRIT710**



IT Set esterno valvola d'arresto 1 uscita a parete, piastra in metallo stondata, da completarsi con parte incasso CRICS710 (uscita laterale), CRICS750 (uscita in linea)

DE Fertigmontageset 1-Weg-Absperrventil für Wandmontage, abgerundete Abdeckplatte aus Metall, zu vervollständigen mit Unterputz-Einbaukörper CRICS710 (seitlicher Weg) CRICS750 (Weg in Linie)

FR Groupe extérieur mural vanne d'arrêt 1 sortie, plaque angles arrondis en métal, à compléter avec le corps d'encastrement CRICS710 (sortie latérale) CRICS750 (sortie en ligne)

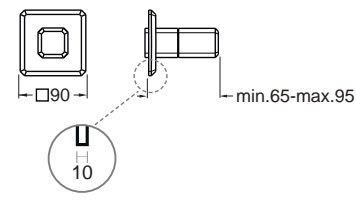
EN External wall-mounted 1-outlet stop valve set, curved metal plate, for completion with recessed part CRICS710 (side outlet) CRICS750 (in-line outlet)

ES Kit exterior válvula de paso de 1 salida, de pared, placa de metal redondeada, a completar con cuerpo empotrado CRICS710 (salida lateral) o CRICS750 (salida en línea)

**CRIT710**

51 chrome 34P PVD brushed rose gold 46P PVD polished rose gold 72 polished black chrome 75 brushed black chrome 77 brushed metallic

**CRIT710**



**CRIT720**



IT Set esterno valvola d'arresto 2 uscite a parete, piastra in metallo stondata, da completarsi con parte incasso CRICS770

DE Fertigmontageset 2-Wege-Absperrventil für Wandmontage, abgerundete Abdeckplatte aus Metall, zu vervollständigen mit Unterputz-Einbaukörper CRICS770

FR Groupe extérieur mural vanne d'arrêt 2 sorties, plaque angles arrondis en métal, à compléter avec le corps d'encastrement CRICS770

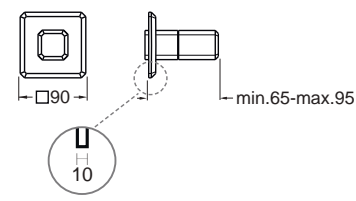
EN External wall-mounted 2-outlet stop valve set, curved metal plate, for completion with recessed part CRICS770

ES Kit exterior válvula de paso 2 salidas de pared, placa de metal redondeada, a completar con cuerpo empotrado CRICS770

**CRIT720**

51 chrome 34P PVD brushed rose gold 46P PVD polished rose gold 72 polished black chrome 75 brushed black chrome 77 brushed metallic

**CRIT720**



Possibili Abbinamenti / Mögliche Kombinationen / Combinaisons possibles / Possible combinations / Posibles combinaciones

IT 1 uscita  
DE 1 Verbraucher  
FR 1 sortie  
EN 1 outlet  
ES 1 salida

CRIT710 + CRIT700

CRICS701 -

IT 2 uscite  
DE 2 Verbrauchern  
FR 2 sorties  
EN 2 outlets  
ES 2 salidas

CRIT710 + CRIT710 + CRIT700

CRICS702 -

IT 3 uscite  
DE 3 Verbrauchern  
FR 3 sorties  
EN 3 outlets  
ES 3 salidas

CRIT710 + CRIT710 + CRIT710 + CRIT700

CRICS703 - 1.146,60

IT 4 uscite  
DE 4 Verbrauchern  
FR 4 sorties  
EN 4 outlets  
ES 4 salidas

CRIT710 + CRIT710 + CRIT710 + CRIT710 + CRIT700

CRICS704 - € 1.358,40



Per completare la formulazione della vostra offerta, vi invitiamo a consultare i capitoli:

- Completamenti per Doccia/Vasca/Lavabo pag. 632
- Soffioni & Bracci Doccia pag. 598
- Accessori Contemporary Collection pag. 334

To complete the drafting of your offer, please see the following chapters:

- Completions for Shower/Bath/Washbasin page 632
- Showerheads & Shower Arms page 598
- Accessories Contemporary Collection page 334



Um die Ihr Angebot zusammenzustellen, bitten wie Sie die einzelnen Kapitel zu beachten:

- Vervollständigungen für Dusche/Bad/Waschtisch Seite 632
- Kopfbrausen & Duscharm Seite 598
- Vervollständigungen Contemporary Collection Seite 334

Para completar la elaboración de su oferta, le invitamos a consultar los siguientes capítulos:

- Complementos para ducha/bañera/lavabo pág. 632
- Rociadores & Brazos de ducha pág. 598
- Accesorios Contemporary Collection pág. 334



Pour compléter la formulation de votre devis, nous vous invitons à consulter les chapitres :

- Compléments pour Douche/Baignoire/Lavabo page 632
- Douches de tête & Bras de douche page 598
- Accessoires Contemporary Collection page 334

Contemporary Collection

# Omega

CRISTINA Design Lab

